

Summary

In January 2025, 13.7K metric tonnes (t) of humanitarian aid processed through the UN 2720 Mechanism were delivered to Gaza. This is an over 60% increase from December 2024 (8.4K t) and approximately a 150% increase compared to the monthly average since May 2024 (5.5K tonnes). In terms of aid delivered through the Mechanism, food continues to constitute most of the consignments (82%) followed by shelter items (11%). Since the ceasefire began on 19 January and until 31 January, 159 requests were received and 168 were approved. The approved consignments included requests made in previous months.



New Requests

255 January

1,222 total (150 under process **)



Requests Approved

280 January

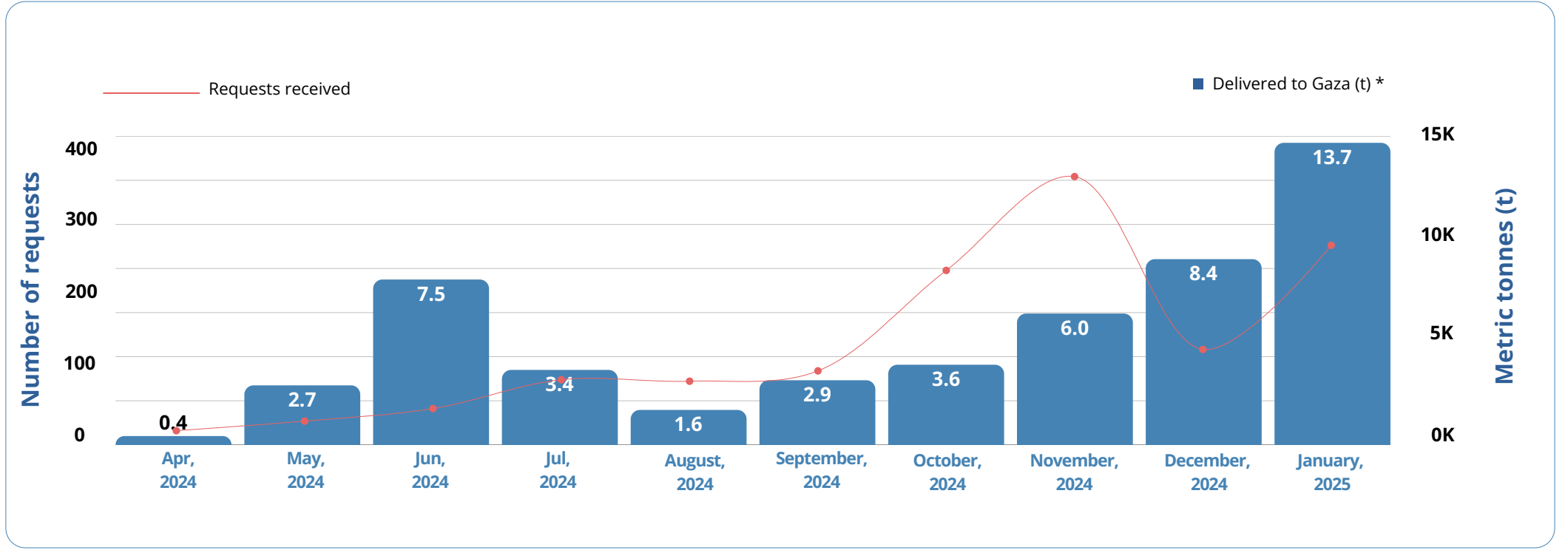
1,013 total



Delivered to Gaza *

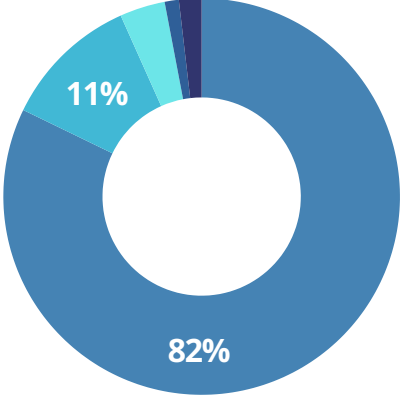
13.7K t January

50.3Kt total 1,050 Trucks



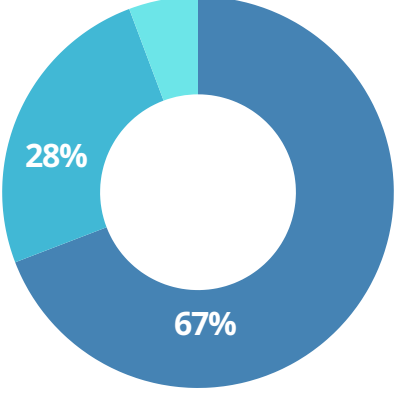
26 April 2024-31 January 2025

Delivered (% of t) by Category



Category	Percentage
Food	82%
Shelter	11%
WASH	4%
Nutrition	1%
Other	2%

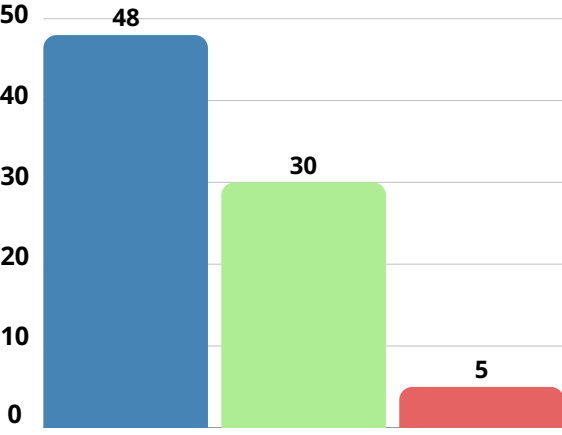
Delivered (% of t) by Route



Route	Percentage
Jordan	67%
Cyprus	28%
Other	5%

Critical Humanitarian Items (CHIs) ***

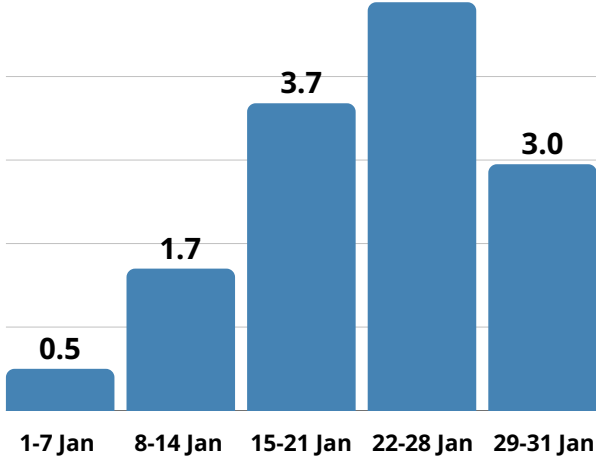
Total Number of CHI Requests: 83



Status	Number of Requests
Under CHI Review Process	48
Cleared by COGAT	30
Rejected by COGAT	5

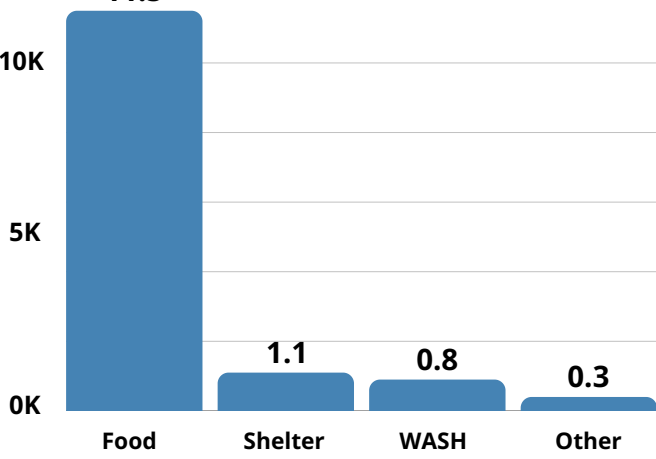
January 2025

Delivered (t) by Week



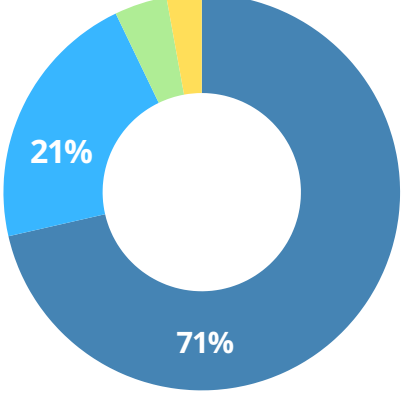
Week	Delivered (t)
1-7 Jan	0.5
8-14 Jan	1.7
15-21 Jan	3.7
22-28 Jan	4.8
29-31 Jan	3.0

Delivered (t) by Category



Category	Delivered (t)
Food	11.5
Shelter	1.1
WASH	0.8
Other	0.3

Request Approval Timeline ****



Timeline	Percentage
Within 12 hours	71%
Between 1 and 3 days	21%
Between 4 and 7 days	5%
More than 7 days	3%

UN Security Council Resolution 2720 (2023) mandated the establishment of the UN 2720 Mechanism for Gaza with the objective of accelerating the provision of humanitarian relief consignments to Gaza. The UN Office for Project Services (UNOPS) supports the Senior Humanitarian and Reconstruction Coordinator for Gaza (SHRC) in the operationalisation of the UN 2720 Mechanism for Gaza. Data collection for the Cyprus Maritime Corridor route started on 26 April 2024. Data collection for the Jordan Corridor route started on 1 July 2024. This report presents data on aid delivered to Gaza through the UN 2720 Mechanism, not the totality of aid to Gaza. The numbers expressed in this report reflect data submitted by partners and are subject to change reflecting the movement of consignments and the dynamic nature of the context. All data as of 31 January 2025.

* Including aid confirmed as delivered to Karam Abu Salem/Kerem Shalom & Zikim/Erez West crossings.

** "Under process" is the number of requests currently under review, and does not include approved, rejected, or cancelled requests.

*** Critical Humanitarian Items (CHI), considered 'dual use' items.

**** From time request received by the Mechanism to time request approved by COGAT. Includes requests returned by COGAT for more clarification.