

**DAY 146**

## KEY FIGURES



**30,228**  
Palestinian fatalities

Source: MoH Gaza



**~1.7 million**  
Of internally displaced  
(75% of Gaza)

Source: UNRWA



**2.2 million**

People facing Crisis or worse levels of food insecurity (IPC Phase 3 or above)

Source: IPC



**0 hours**  
Full electricity blackout

Source: GEDCO

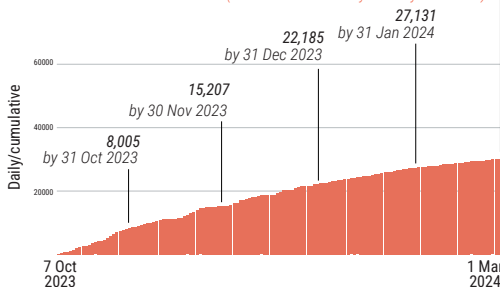


## REPORTED CASUALTIES (Cumulative) as of 1 March 2024

### Palestinians\*

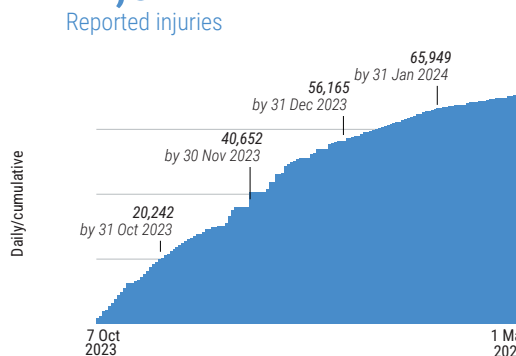
**30,228**  
Reported fatalities

in addition to ~1,000 fatalities in Israel, including people involved in the 7 October attack (Source: Israeli military cited by the media)



\*Source: MoH Gaza

**71,377**  
Reported injuries



### Israelis\*\*

Israel  
**Over 1,200\*\*\*** Reported fatalities

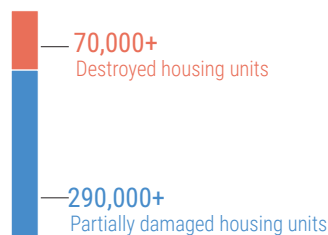
1,162 identified fatalities, including at least 33 children

Gaza\*\*\*\*  
**~5,400** Reported injuries

**240** Reported fatalities  
**1,432** Reported injuries  
**134** hostages remain in Gaza

\*\* According to Israeli media citing official sources  
\*\*\* The reported estimate refers to fatalities on 7 October and the immediate aftermath and includes foreign nationals.  
\*\*\*\* The reported Israeli casualties are soldiers killed or injured since the start of the ground operation.

## REPORTED DAMAGE\*



- Over 60% of housing units.
- At least 3 churches and 208 mosques.

\*Source: GMO as of 27Feb

## BASIC SERVICES AND LIVELIHOODS

### FOOD SECURITY\*

- 2.2 million** people facing Crisis or worse levels of food insecurity (IPC Phase 3 or above).
- 1.17 million** people facing Emergency levels of food insecurity (IPC Phase 4).
- >0.5 million** people facing Catastrophe levels of food insecurity (IPC Phase 5).

\*Source: IPC, 21 December

### WATER AND SANITATION

- One out of three** water pipelines coming from Israel is operational, only at 47% of its full capacity.
- 83%** of groundwater wells are not operating.
- All** wastewater treatment systems are non-operational; one of them is partially working.
- No Access** to clean water in the northern governorates.
- Two out of three** main water desalination plants are partially functional.
- 132** groundwater wells destroyed/damaged.

### HEALTH

- 12** hospitals partially functioning (6 in north and 6 in south of wadi Gaza).
- 2 out of 3** field hospitals are fully functional.
- 22.5%** of primary health care facilities are functional.
- >300,000** reported cases of acute respiratory infections.
- >200,000** reported cases of acute watery diarrhea.
- 124** ambulances damaged/destroyed. (Source: GMO).
- 17** Emergency Medical Teams (EMTs) are currently operational.

### EDUCATION

- 625,000** students with no access to education.
- >5,000** students and **>240** teachers have been killed.
- >60%** of schools sustained damage (~350 out of 563).

Source: MoE, as of 13 Feb

### HUMANITARIAN OPERATION

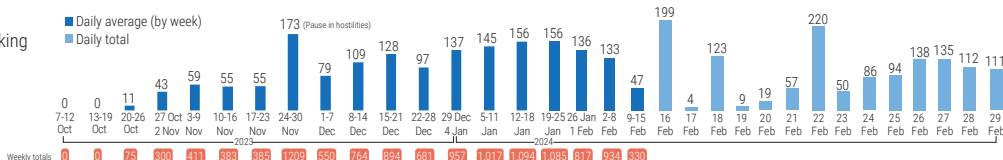
- 161** UN staff killed: UNRWA: 158; WHO: 1; UNDP: 1, UNOPS: 1
- At least **340** health workers killed.
- 47** Civil Defence killed while on duty.
- 130** journalists and media workers killed. (Source: GMO)

### MOVEMENT AND ACCESS

- Between 1 January and 15 February 2024, **51%** of aid missions planned for the north of Wadi Gaza and **25%** of those planned for the areas requiring coordination south of Wadi Gaza were denied access by the Israeli military.
- >8,000** patients are currently on the waiting list for medical referral abroad
- 2,293** medical referrals abroad, including 1,498 wounded and 795 ill, along with 1,625 companions (source: WHO)

### INCOMING TRUCKLOADS

The pre-crisis average per working day in 2023 was **500 truckloads, including fuel.**



## PROTECTION

- >1 million children** in need of mental health and psycho-social support.
- ~17,000** children are unaccompanied or separated from their parents.