

[OPT HOME](#) / [PUBLICATIONS](#) / [GAZA CROSSINGS](#)

Movement in and out of Gaza: update covering June 2022



22 Jul 2022

Highlights

- In June 2022, the movement of people from Gaza to the West Bank, Israel and Egypt increased compared with May.
- More goods entered Gaza compared with previous months, but fewer goods exited.

Background: Longstanding restrictions on the movement of people and goods to and from Gaza have undermined the living conditions of the approximately two million Palestinian residents. Many of the current restrictions, originally imposed by the Israeli authorities in the early 1990s, were intensified after June 2007, following the Hamas takeover of Gaza when the Israeli authorities imposed a blockade. These restrictions continue to reduce access to livelihoods, essential services and housing, disrupt family life, and undermine people's hopes for a secure and prosperous future. The situation has been compounded by the restrictions imposed by the Egyptian authorities at Rafah crossing.



A Toktok supporting old people to move from Erez crossing to the Palestinian Authority checkpoint "5-5/khamsah khamsah". Source OCHA oPt, June 2022.

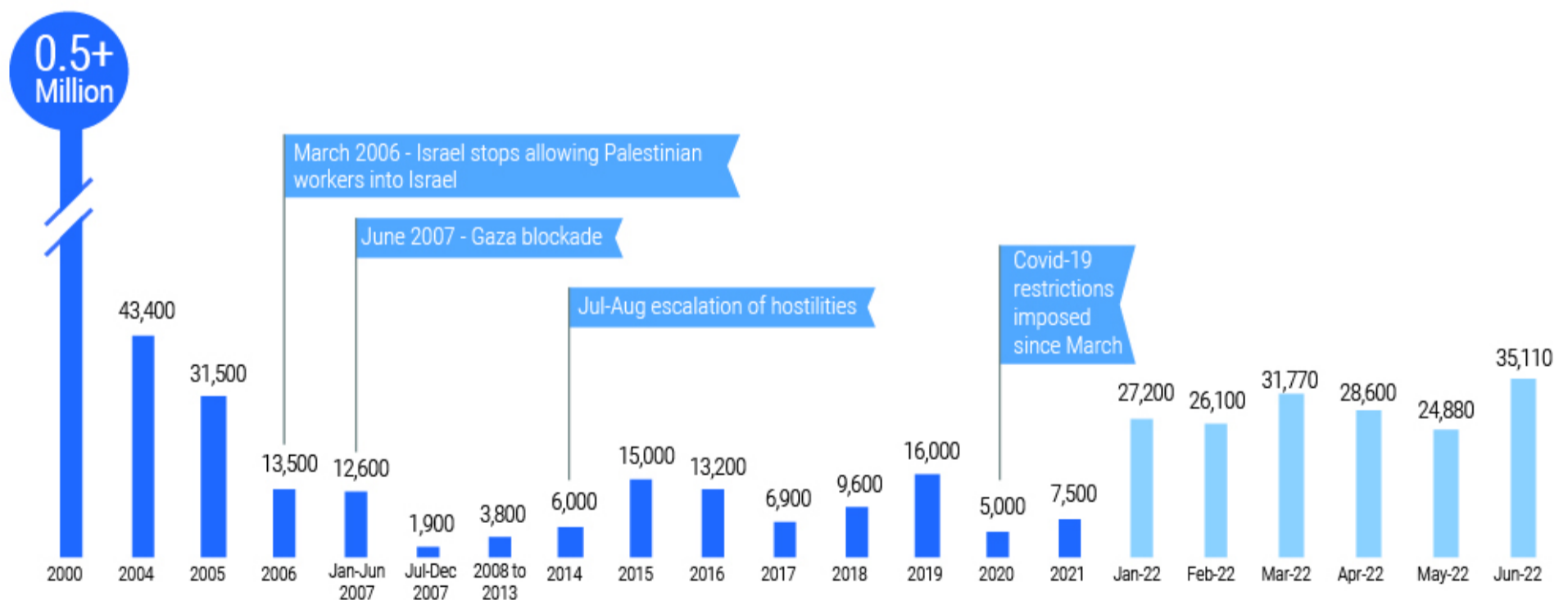
Movement of people to Israel and the West Bank



- **In June, the Israeli authorities allowed nearly 35,110 exits from Gaza** (in most cases, travellers exited multiple times). This is the highest recorded figure since 2005, and is 40 per cent above the level of exits in May, and almost four times higher than the monthly average in 2021. However, it is only about seven per cent of the monthly average of exits in 2000, before the imposition of the category-based access restrictions.
- **About 85 per cent of the exits were by Palestinians allowed out under the 'traders' or 'economic needs' permit category, most of whom are employed as day labourers in Israel.** The crossing of authorized traders into Israel was halted by the Israeli authorities in March 2020, in the context of COVID-19, and gradually resumed in the last quarter of 2021 .
- **Some 6 per cent of the exits were by patients referred for medical treatment in the West Bank or Israel, and their companions.** A total of 1,824 exit-permit applications were submitted for medical appointments scheduled for June, of which 38 per cent were not approved on time.

Background: Palestinians are banned from leaving Gaza via Israel, including for passage to the West Bank, unless they obtain an Israeli-issued exit permit. Only those belonging to certain categories, primarily traders (including de facto daily labourers), patients and their companions, and aid workers, can apply for such permits. Other people are not eligible for a permit, even if they do not pose a security risk, according to the Israeli authorities. In most cases, the Israeli authorities do not provide specific reasons for the rejection of an application. If an application is approved, the permit holder may travel through the Israeli-controlled Erez crossing, which operates during the daytime, from Sunday to Thursday, and on Fridays for urgent cases and foreign nationals only.

Monthly average of exits to/via Israel (people)



Movement of people to Egypt

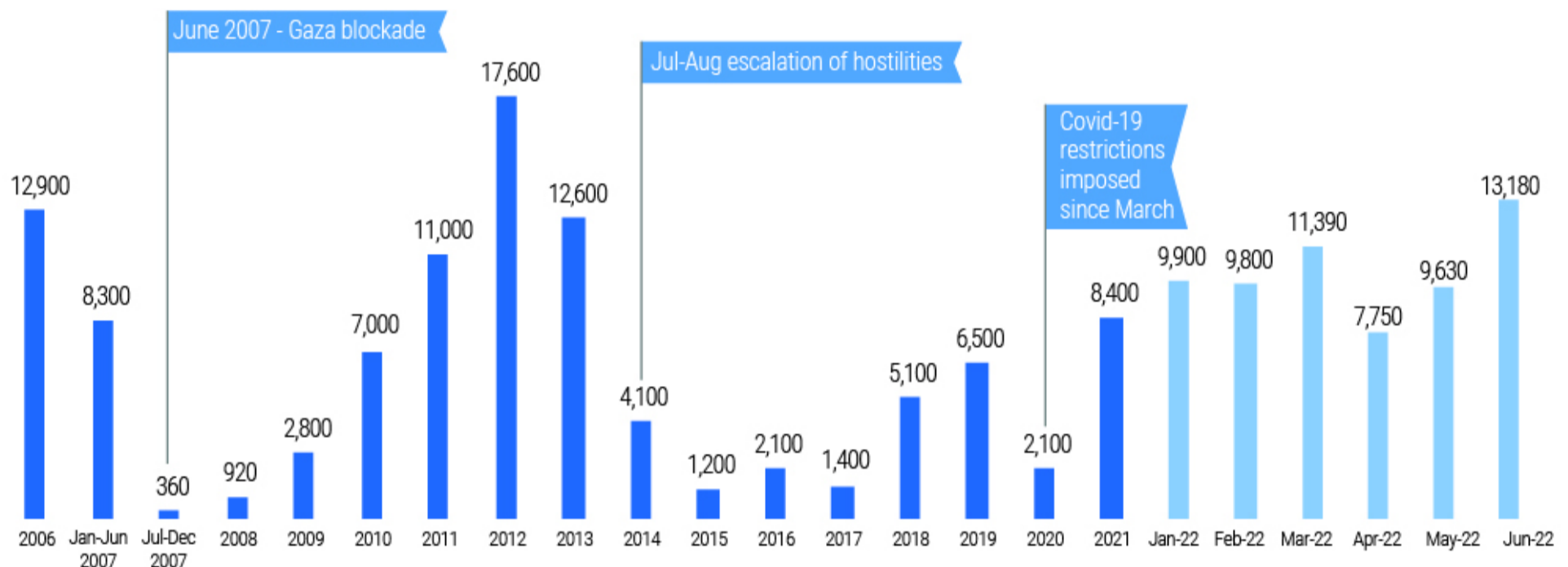
- **The Egyptian authorities allowed about 13,180 exits in June** (some travellers may have exited multiple times). This is the highest recorded figure since July 2013, and is 37 per cent more than the exits allowed in May, and over 56 per cent above the monthly

Background: Palestinians wishing to leave Gaza via Egypt must register with the local Palestinian authorities two to four weeks in advance. People may also apply directly to the Egyptian authorities, using the services of a private company. The procedures and decisions by both authorities lack transparency. Those approved exit through the Rafah Crossing, controlled by the Egyptian authorities, which operates from Sundays to Thursdays. The journey through Sinai desert is often lengthy and includes multiple stops for checks by Egyptian security forces.

average in 2021, when COVID-19 restrictions largely applied.

- Some 380 people were denied entry to Egypt by the Egyptian authorities, compared with 430 denials in May 2022.

Monthly average of exits to Egypt (people)



Incoming goods

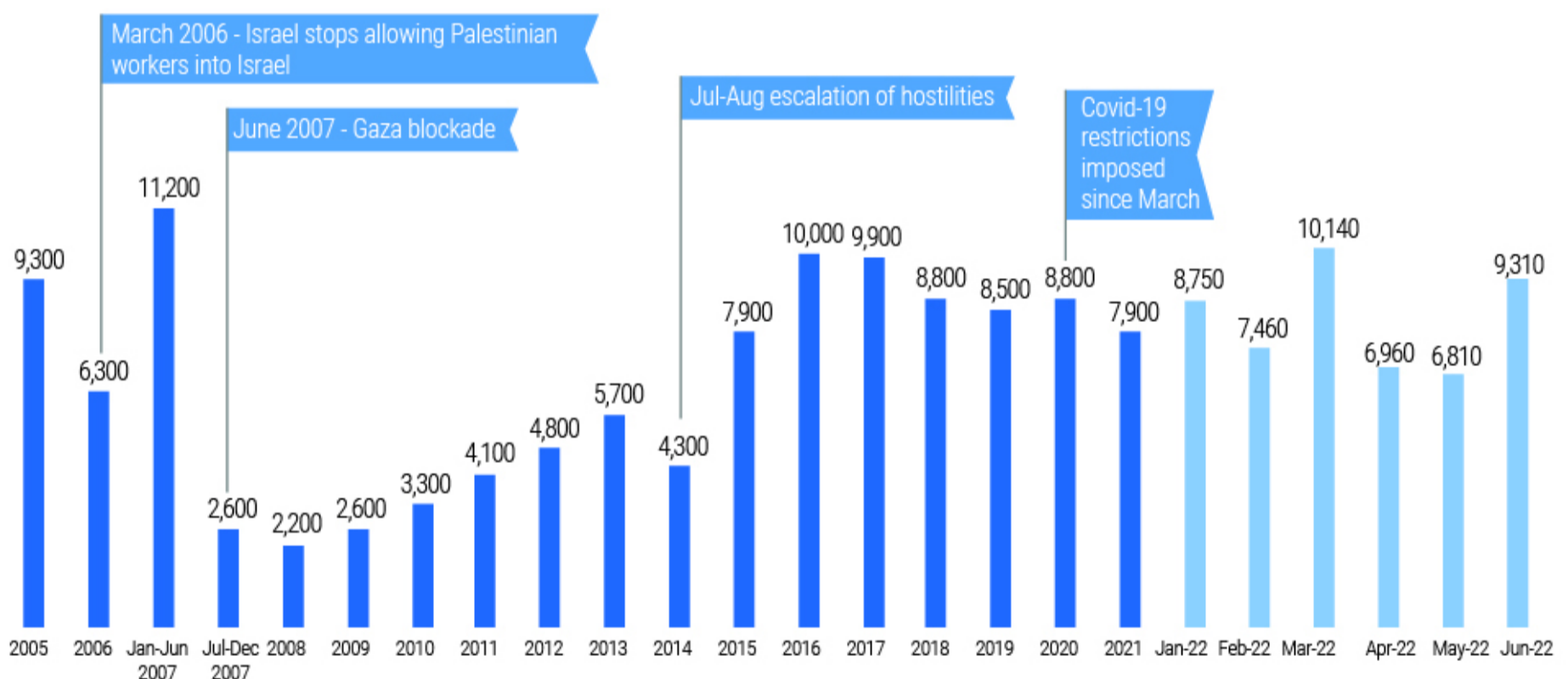
General goods (excluding fuel and gas)

- In June, the volume of goods entering Gaza was 9,310 truckloads, 37 per cent above the previous month, and 18 per cent above the 2021 monthly average. However, it was 17 per cent lower than the monthly average on the eve of the blockade in 2007, although Gaza's population has grown by more than 50 per cent in the intervening period.
- Of the goods entering, 40 per cent were construction materials and 28 per cent were food supplies. About 5 per cent was humanitarian aid facilitated by international organizations, including food and medical supplies.
- Some 67 per cent of the goods entered via Israel. The volume was 15 per cent higher than the previous month, but 8 per cent below the monthly average in 2021.

Background: Since the imposition of the blockade in 2007, the Israeli authorities have restricted the entry into Gaza of goods they consider having a dual (civilian and military) use, such as building materials, certain medical equipment, and some agricultural items. Some of these goods may be allowed entry, following a lengthy application and review process. The entry of all goods from or via Israel (including non-restricted goods) is only possible via the Kerem Shalom crossing, following prior coordination. Since 2018, goods have also entered Gaza regularly from Egypt, via the Rafah crossing, controlled by the Egyptian authorities, and then through the adjacent Salah Ad Din Gate, controlled by the local authorities.

- **Of the goods entering via Israel, over 26 per cent were construction materials** (mainly aggregates, cement, and steel bars). This was 31 per cent below the monthly average recorded in 2021, a trend attributable to higher reconstruction needs following the May 2021 hostilities.
- **Some 33 per cent of the overall goods entered via Egypt, from which imports took place on 13 days.** This was more than twice the volume in May, and about 2.5 times higher than the monthly average in 2021.
- **Of the goods entering from Egypt, more than 70 per cent were construction materials,** Most of the remaining goods were food items.

Monthly average of incoming goods to Gaza (truckloads)



Fuel and gas

- The volume of petrol and diesel that entered Gaza from Israel and Egypt during June 2022 increased by 112 per cent compared with the monthly average in 2021. The volume of industrial diesel for the power plant increased by 11 per cent compared with the 2021 monthly average, while the volume of cooking gas decreased by 12 per cent.

Outgoing goods

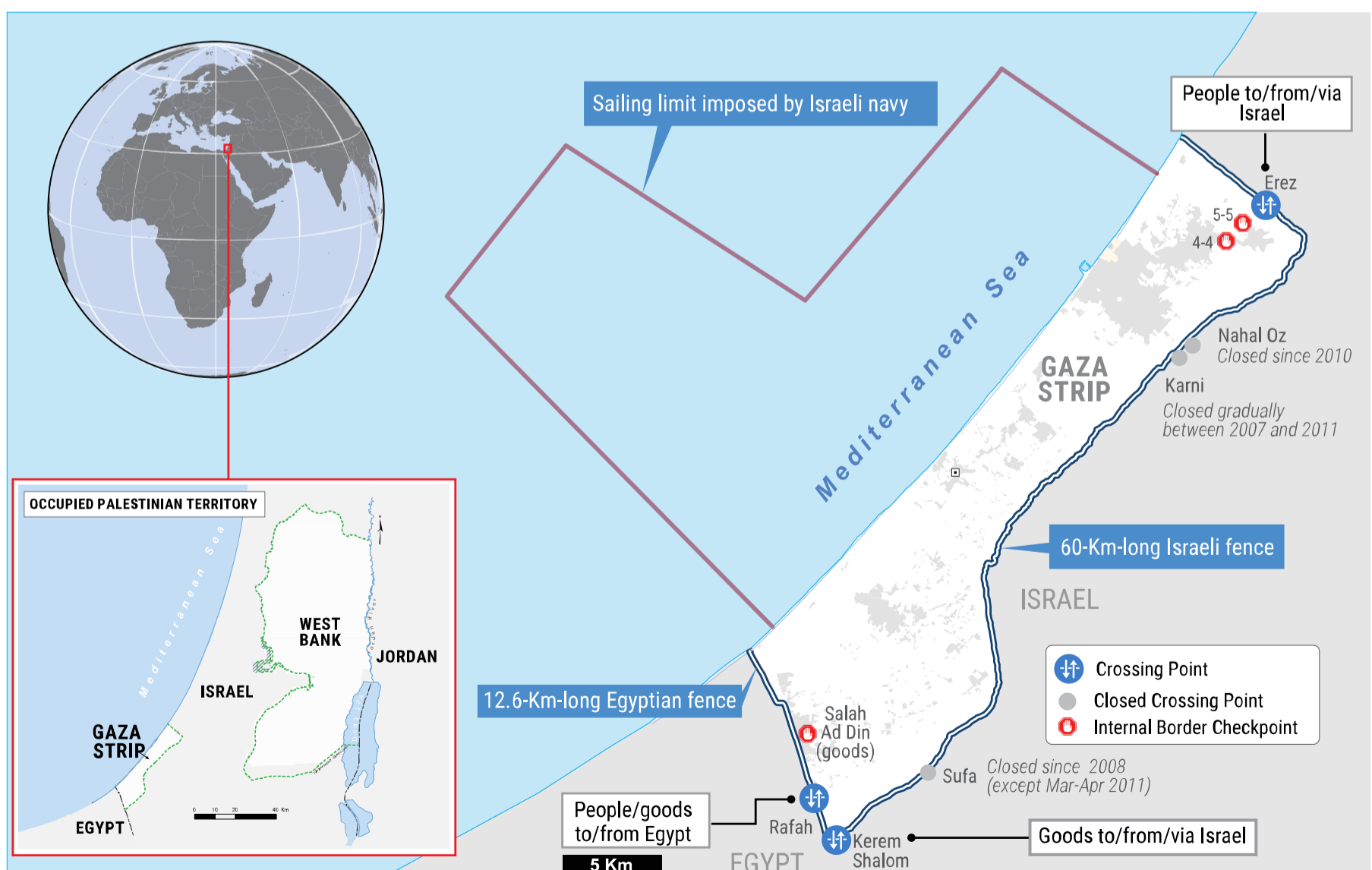
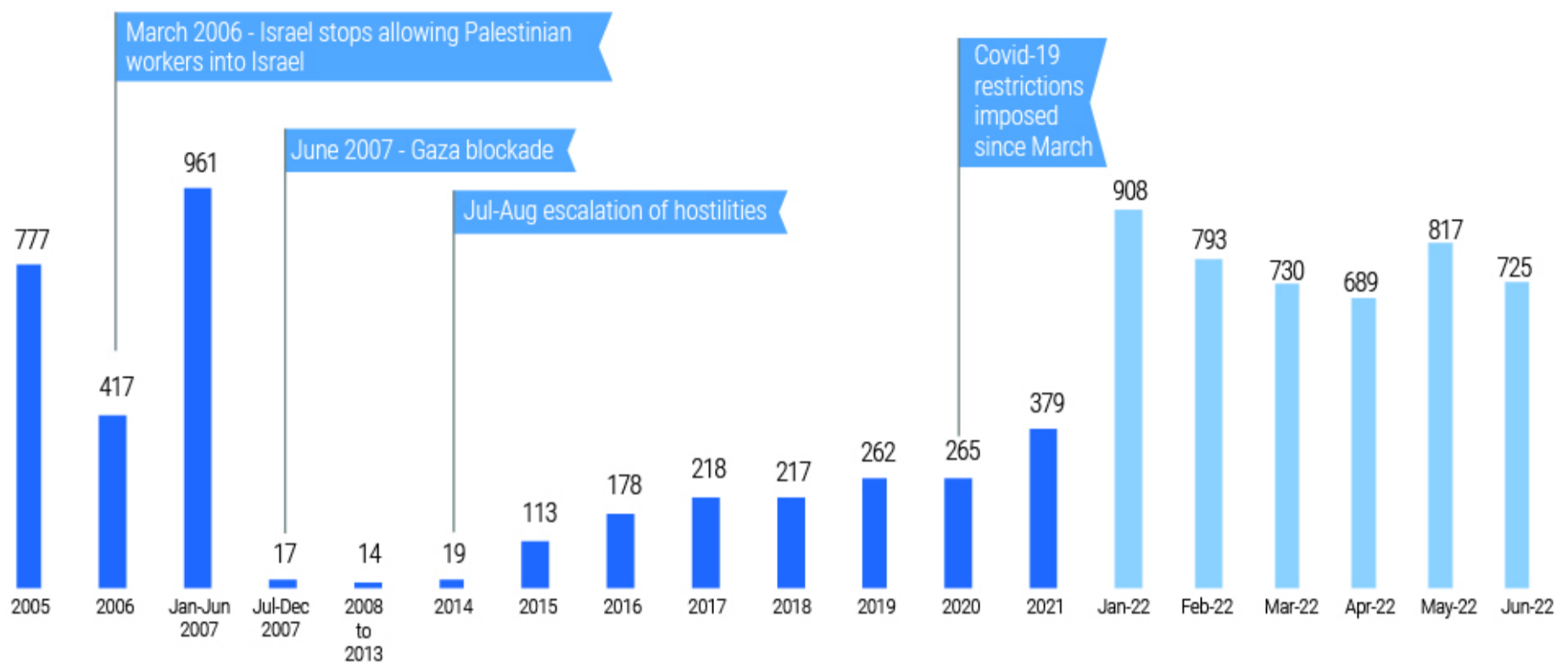
- **In June, the Israeli authorities allowed 500 truckloads** to exit Gaza, 12 per cent below the previous month, and 48 per cent fewer than the monthly average on the eve of the blockade in 2007.

Background: Most products traded outside Gaza are transported to markets via the Israeli-controlled Kerem Shalom crossing, where various restrictions apply. The exit of good to the West Bank and Israel, the main markets, was totally banned between 2007 and 2014, then gradually reinstated. Since August 2021, certain goods have been exported to Egypt, via the Salah Ad Din gate and Rafah crossing.



- Some 42 per cent of the outgoing goods went to the West Bank, 57 per cent to Israel, and 1 per cent to international markets. Vegetables accounted for 58 per cent of the goods and scrap iron for 24 per cent, while the remainder included textiles, fish, aluminium, used copper, and furniture.
- Another 225 truckloads exited Gaza to Egypt, carrying scrap iron and used batteries.

Monthly average of outgoing goods from Gaza (truckloads)



Data source: Ministry of National Economy in Gaza. More data: ochaopt.org/data/crossings