


Movement in and out of Gaza: update covering April 2022

30 May 2022

Highlights

- In April 2022, the movement of people from Gaza to the West Bank, Israel and Egypt decreased compared with March.
- Fewer goods entered via Israel and Egypt and fewer goods exited, compared with previous months.

Background: Longstanding restrictions on the movement of people and goods to and from Gaza have undermined the living conditions of the approximately two million Palestinian residents. Many of the current restrictions, originally imposed by the Israeli authorities in the early 1990s, were intensified after June 2007, following the Hamas takeover of Gaza when the Israeli authorities imposed a blockade. These restrictions continue to reduce access to livelihoods, essential services and housing, disrupt family life, and undermine people's hopes for a secure and prosperous future. The situation has been compounded by the restrictions imposed by the Egyptian authorities at Rafah Crossing.



A Palestinian ambulance transporting a child with cancer to the Israeli-controlled Erez crossing, to seek treatment that is not available in the Gaza Strip.
Photo by OCHA, 17 February 2022

Movement of people to Israel and the West Bank

- In April, the Israeli authorities allowed nearly 28,600 exits from Gaza (in most cases, travellers exited multiple times). This was 10 per cent below the level

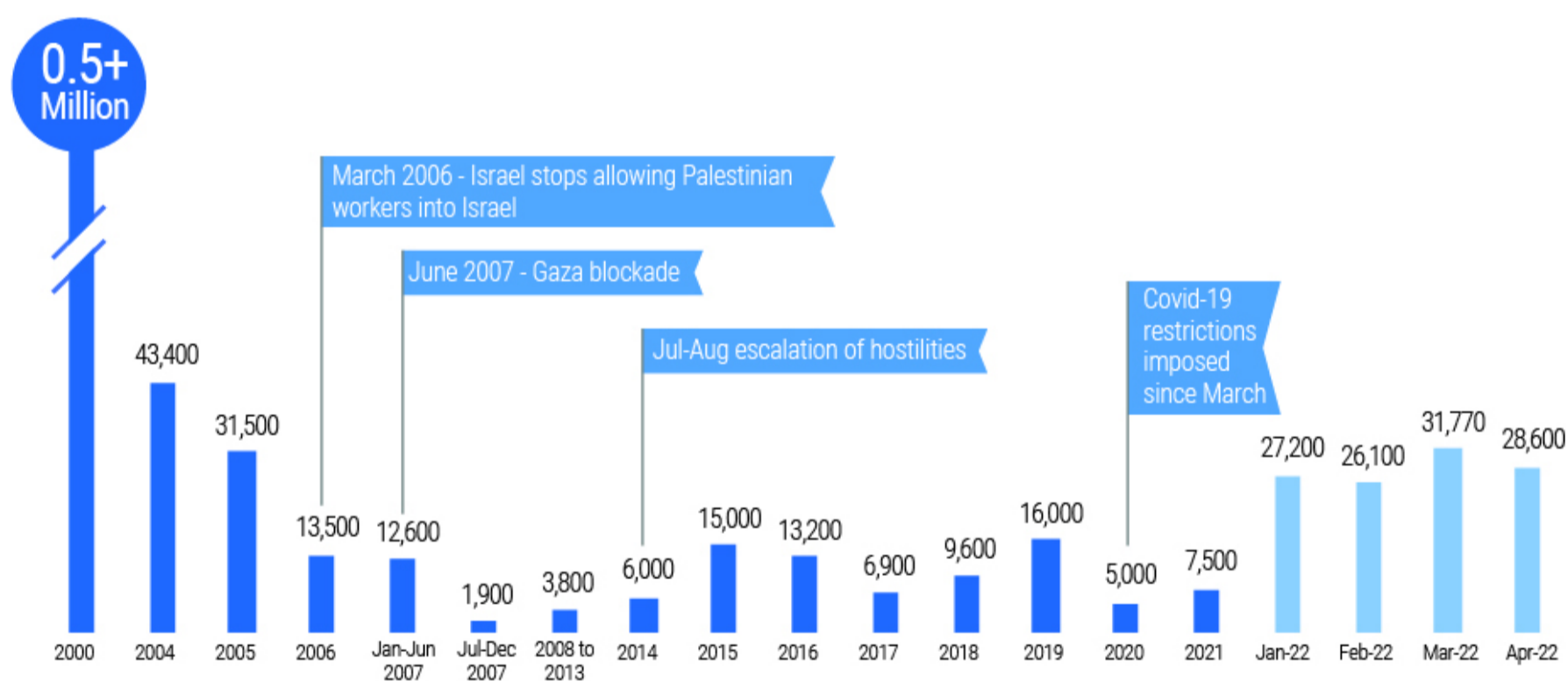
Background: Palestinians are banned from leaving Gaza via Israel, including for passage to the West Bank, unless they obtain an Israeli-issued exit permit. Only those belonging to certain categories, primarily traders (including de facto daily labourers), patients and their accompaniers, and aid workers, can apply for such permits.

of exits in March, but almost four times more than the monthly average in 2021, when COVID-19 restrictions largely applied. However, it represents only about 6 per cent of the volume of exits in the first half of 2000, before the imposition of the category-based restrictions.

- **About 87 per cent of the exits were by Palestinians allowed out under the 'traders' or 'economic needs' permit category, most of whom are in fact employed as day labourers in Israel.** The crossing of traders into Israel was halted by the Israeli authorities in March 2020, in the context of COVID-19, and gradually resumed in the last quarter of 2021.
- **Some 6 per cent of the exits were by patients referred for medical treatment in the West Bank or Israel, and their companions.** A total of 1,438 exit-permit applications were submitted for medical appointments scheduled for March, of which only 57 per cent were approved on time.

Other people are not eligible for a permit, even if they do not pose a security risk, according to the Israeli authorities. In most cases, the Israeli authorities do not provide specific reasons for the rejection of an application. If an application is approved, the permit holder may travel through the Israeli-controlled Erez crossing, which operates during the daytime, from Sunday to Thursday, and on Fridays for urgent cases and foreign nationals only.

Monthly average of exits to/via Israel



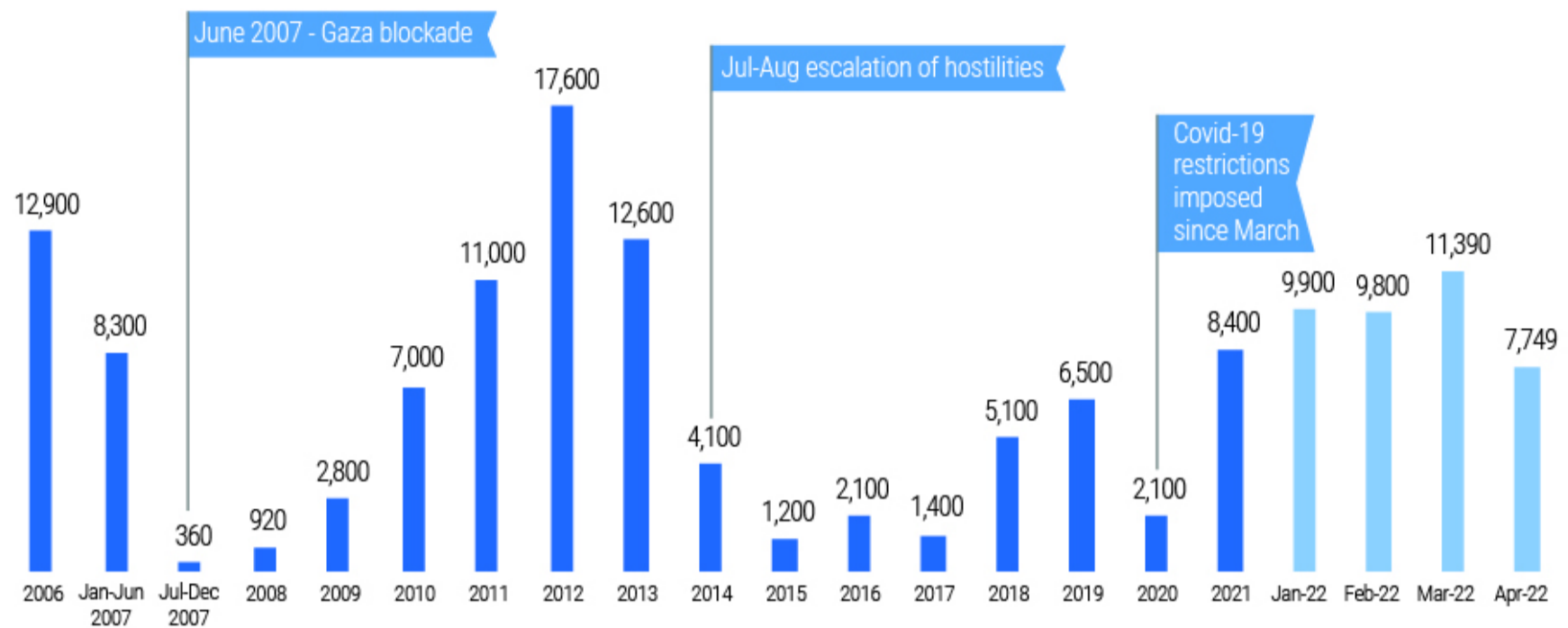
Movement of people to Egypt

- **The Egyptian authorities allowed about 7,749 exits in April** (some travellers may have exited multiple times). This was 32 per cent below the allowed exits in March, and over 8 per cent below the monthly average in 2021, when COVID-19 restrictions largely applied.
- **Some 320 people were denied entry to Egypt by the Egyptian authorities,** compared with 520 denials in

Background: Palestinians wishing to leave Gaza via Egypt must register with the local Palestinian authorities two to four weeks in advance. People may also apply directly to the Egyptian authorities, using the services of a private company. The procedures and decisions by both authorities lack transparency. Those approved exit through the Rafah Crossing, controlled by the Egyptian authorities, which operates from Sundays to Thursdays. The journey to Cairo via the Sinai desert is often lengthy and includes multiple stops for checks by Egyptian security forces

March 2022.

Monthly average of exits to Egypt



Incoming goods

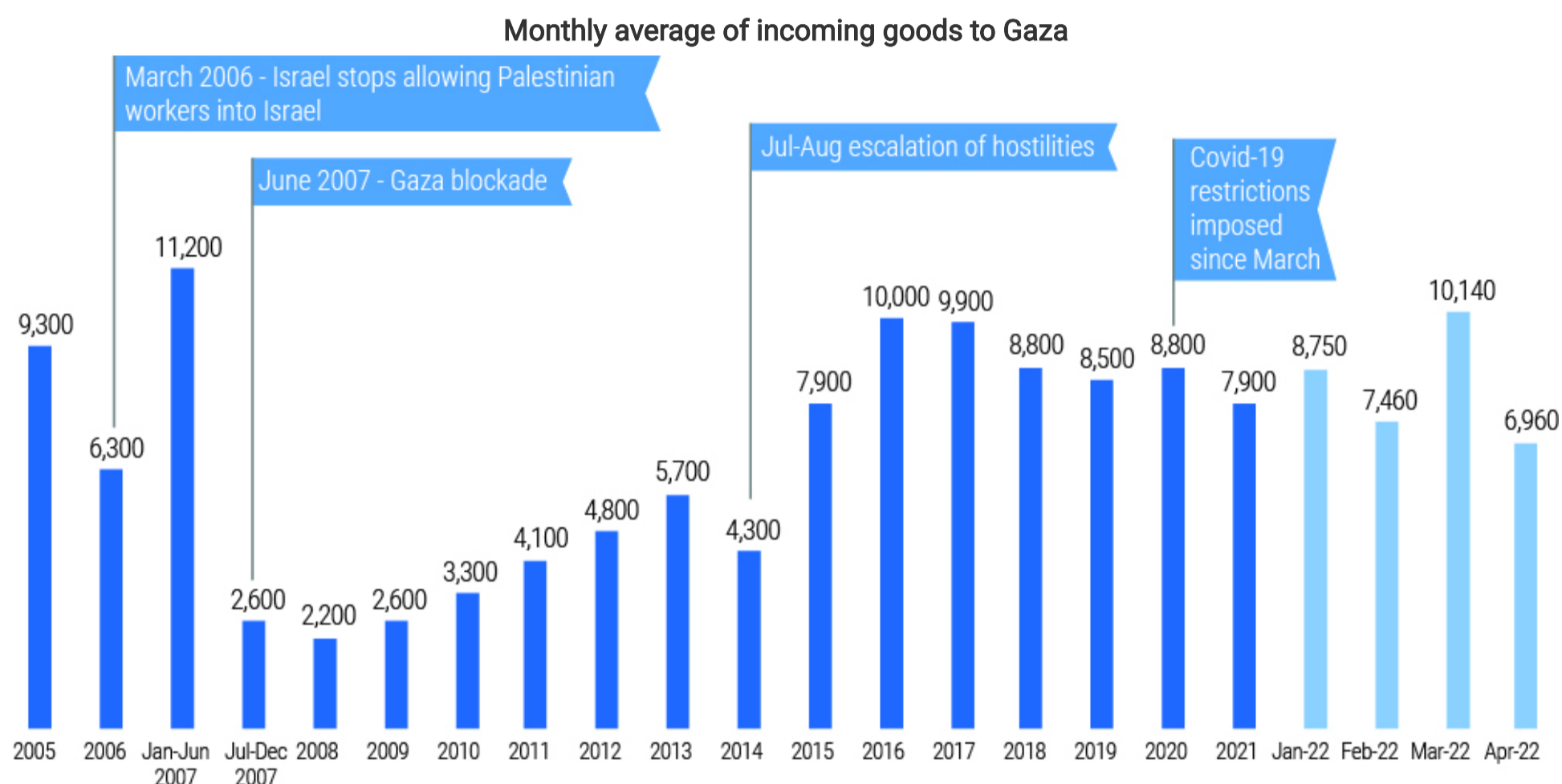
General goods (excluding fuel and gas)

- In April, the volume of goods entering Gaza was 31 per cent below the previous month, and 12 per cent below the 2021 monthly average. It was also 38 per cent lower than the monthly average on the eve of the blockade in 2007, although Gaza's population has grown by more than 50 per cent since then.
- Of the goods entering, 29 per cent were construction materials and 34 per cent were food. About 5 per cent was humanitarian aid facilitated by international organizations, including food and medical supplies.
- Some 79 per cent of the goods entered via Israel. The volume was 33 per cent below the previous month, and 17 per cent above the monthly average in 2021.
- Of the goods entering via Israel, over 28 per cent were construction materials (mainly aggregates, cement, and steel bars). This was 32 per cent below the monthly average recorded in 2021, and the lowest value recorded since August 2021, while a trend attributable to higher reconstruction needs following the May 2021 hostilities.

Background: Since the imposition of the blockade in 2007, the Israeli authorities have restricted the entry into Gaza of goods they consider having a dual (civilian and military) use, such as building materials, certain medical equipment, and some agricultural items. Some of these goods may be allowed entry, following a lengthy application and review process. The entry of all goods from or via Israel (including non-restricted goods) is only possible via the Kerem Shalom crossing, following prior coordination. Since 2018, goods have also entered Gaza regularly from Egypt, via the Rafah crossing, controlled by the Egyptian authorities, and then through the adjacent Salah Ad Din Gate, controlled by the local authorities.



- Some 21 per cent of the overall goods entered via Egypt, from which imports took place on 12 days . Their volume was 33 per cent lower than in March, but about 15 per cent above the monthly average in 2021.
- Of the goods entering from Egypt, more than 33 per cent were construction materials, which are cheaper in Egypt and less difficult to import than via Israel. Most of the remaining goods were food items.



Fuel and gas

- The volume of petrol and diesel that entered Gaza from Israel and Egypt during April 2022 decreased by 12 per cent compared with the monthly average in 2021. However, the volume of industrial diesel for the power plant increased by 5 per cent compared with the 2021 monthly average, while the volume of cooking gas went up by 8 per cent.

Outgoing goods

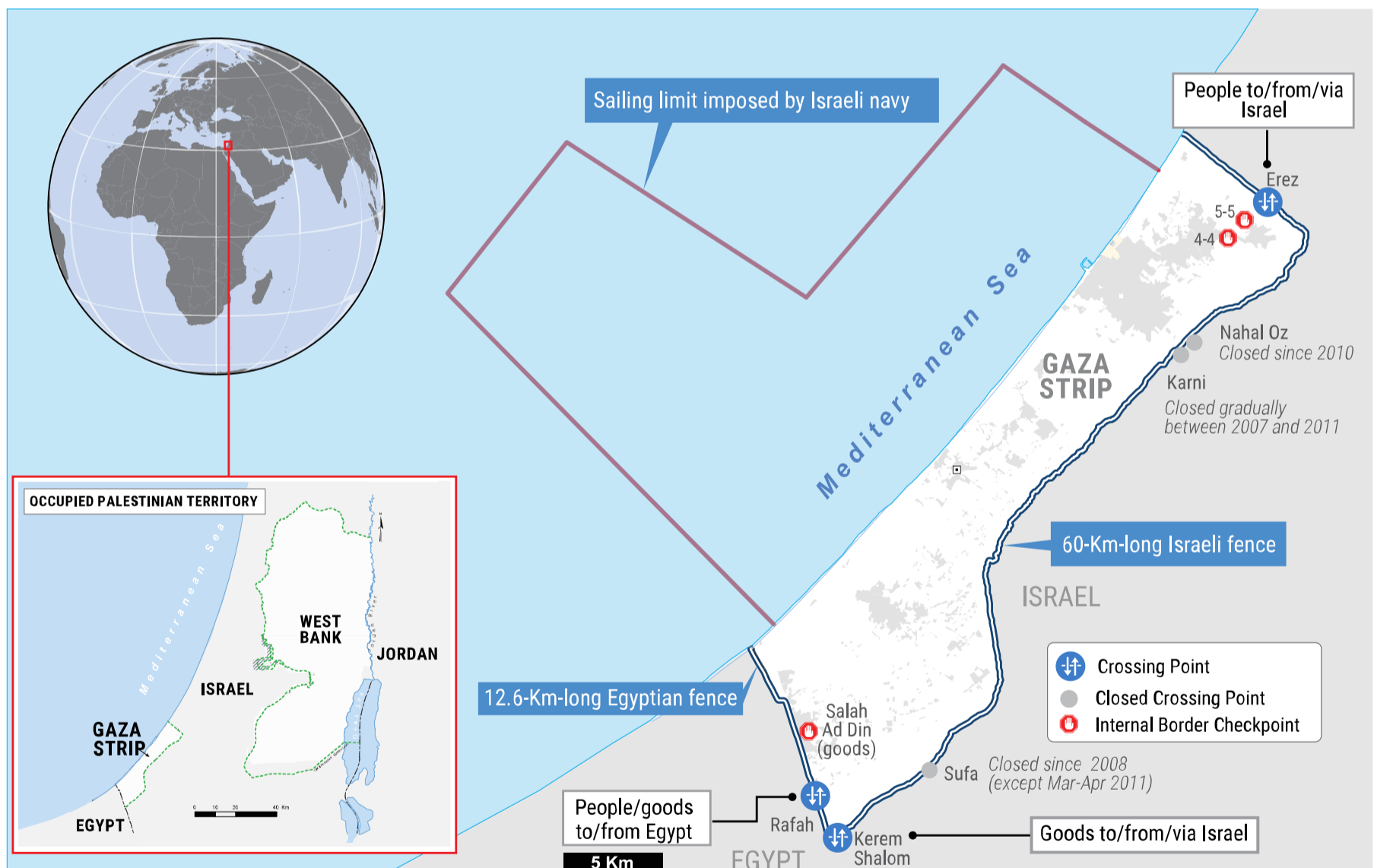
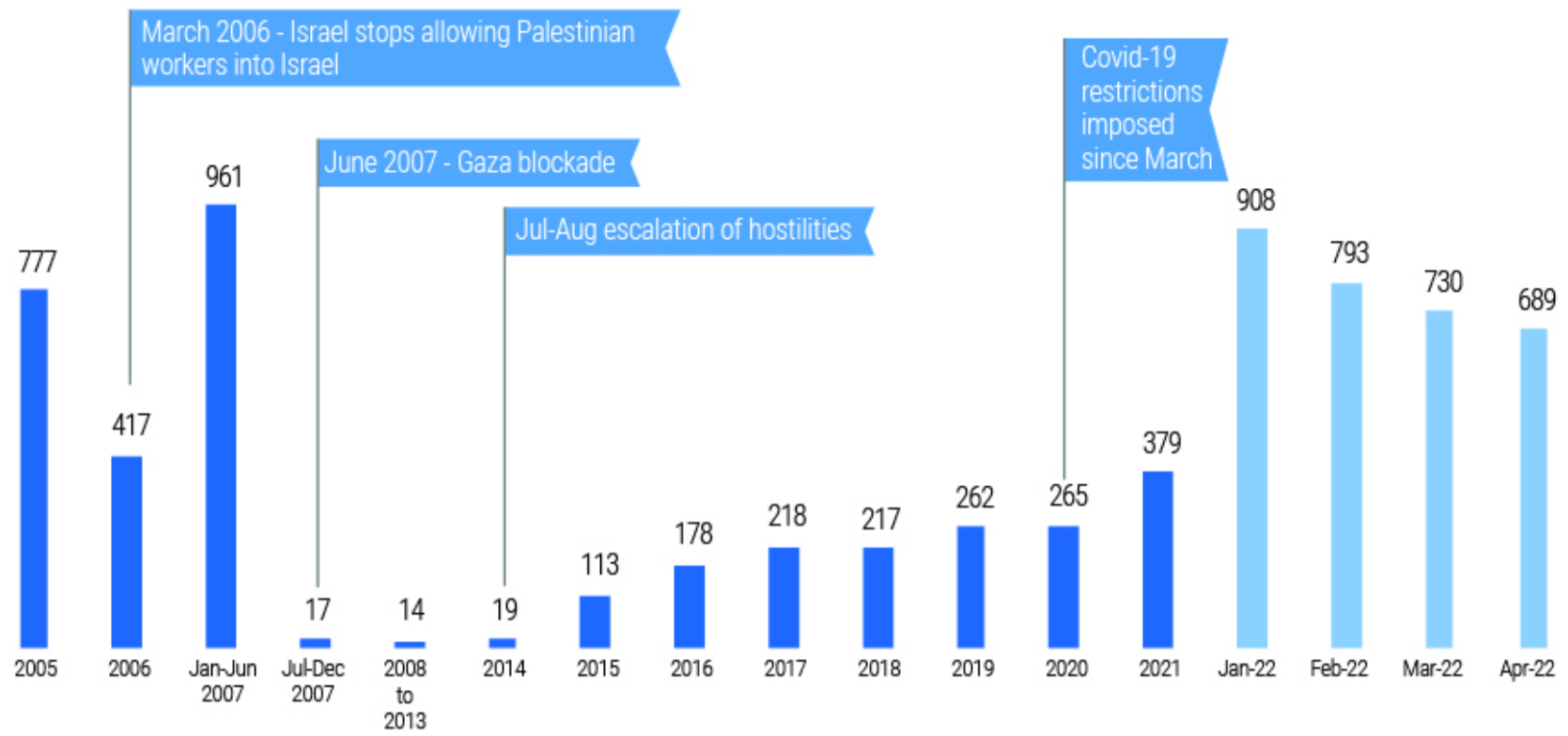
- **In April, the Israeli authorities allowed 31 per cent fewer goods to exit Gaza, compared with March, 48 per cent fewer than the monthly average on the eve of the blockade in 2007.**
- **Some 47 per cent of the outgoing goods went to the West Bank, 52 per cent to Israel, and 1 per cent to international markets.** Vegetables accounted for 56 per cent of the goods, and scrap iron for 23 per cent, while the remainder included textiles, fish, aluminium and used copper, and furniture.

Background: Most products traded outside Gaza are transported to markets via the Israeli-controlled Kerem Shalom crossing, where various restrictions apply. The exit of good to the West Bank and Israel, the main markets, was totally banned between 2007 and 2014, then gradually reinstated. Since August 2021, certain goods have been exported to Egypt, via the Salah Ad Din gate and Rafah crossing.



- Another 187 truckloads exited Gaza to Egypt, carrying scrap iron.

Monthly average of outgoing goods from Gaza



Data source: Ministry of National Economy in Gaza. More data: ochaopt.org/data/crossings

