



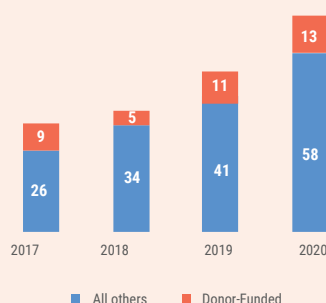
Displaced family in An Nuweima Al Fauqa (Jericho), 29 December 2020. Photo by the affected family.

HIGHLIGHTS

- 2020 marks a four-year high in demolitions and displacements, including incidents affecting donor-funded structures.
- Court injunction postpones mass demolitions in the Massafer Yatta area of Hebron until April 2021.
- Slight decline in demolitions during December, compared with the 2020 monthly average.

STRUCTURES DEMOLISHED/SEIZED

Monthly Averages



DECEMBER FIGURES

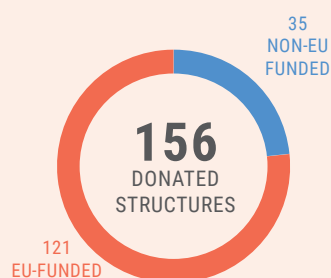
STRUCTURES TARGETED

East Jerusalem	9
Area C	58
Area B	0
Area A	0

PEOPLE IMPACTED

Displaced	50
Affected	415

ASSISTANCE DEMOLISHED/SEIZED IN 2020



OVERVIEW

In December, the Israeli authorities demolished, forced people to demolish, or seized 67 Palestinian-owned structures across the West Bank, including East Jerusalem, resulting in the displacement of 50 people, including 30 children, and otherwise affecting the livelihoods or access to services of over 400 others. All structures were located in Area C or East Jerusalem and were targeted due to a lack of building permits, which are nearly impossible for Palestinians to obtain.

Seven of the structures located in three Area C communities had been provided as humanitarian aid, for a total cost of over 14,000 euros.

In one of the largest incidents, which took place in the Bedouin community of Ras 'Ein al 'Auja (Jericho), the Israeli authorities seized without prior notice seven structures, including three homes under construction and four livelihood-related structures, affecting 45 people. Additional five structures were targeted in three Bedouin communities in the Jerusalem governorate, located in or around an area planned for a large settlement project (the "E1" plan). The plan, currently in its final approval stage, entails the construction of 3,500 housing units, placing 18 Bedouin communities at heightened risk of forcible transfer. Additionally, in the northern Jordan Valley (Hammamat al Maleh), a donor-funded kindergarten serving a number of Bedouin communities received a demolition order.

Also in Area C, next to Suba village (Hebron), the Israeli authorities bulldozed some 30 dunums of agricultural land, on grounds that the area had been declared 'state land'. As a result, agricultural terraces and surrounding fences (counted here as one structure) were destroyed, and some 930 olive, grape, almond and cactus trees were uprooted, undermining the livelihoods of eight families.

As part of a petition against mass demolitions in the Massafer Yatta area of southern Hebron, on 24 December, the Israeli High Court of Justice issued an interim injunction temporarily preventing the demolition of various structures, including homes, a school, a clinic and livelihood-related structures. This area had been declared closed for Israeli military training ('Firing Zone 918') placing about 1,400

Palestinians residing there at risk of eviction. These residents also face constant demolitions, access restrictions and settler violence.

The cumulative number of structures demolished or seized in 2020 (849) across the West Bank, including East Jerusalem, and the number of Palestinians displaced as a result (996), are the largest since 2016. The number of donor-funded aid structures targeted in 2020 (156) is also the highest since 2016.

Commitments made by the Israeli authorities to halt the demolition of inhabited homes during the COVID-19 crisis have been largely disregarded. Along with the repeated targeting of water and sanitation facilities, these practices have undermined the ability of already vulnerable families to adequately cope with the pandemic.

One of the major trends observed in 2020 was the [increased use of military orders and other legislation](#), preventing or limiting people's ability to legally challenge the targeting of their homes and sources of livelihood in Israeli courts.

In Area C, 30 per cent of the structures targeted in 2020 (202 out of 666) were seized without prior warning, up from 11 per cent in 2017 and 8 per cent in 2016. Another 13 per cent of the structures in Area C (88) were demolished on the basis of Military Order 1797, which provides a 96-hour notice and very limited grounds for legally challenging a demolition.

In East Jerusalem, there was a major increase in the proportion of structures demolished by their owners, following the issuance of demolition orders, which reached 47 per cent in 2020, up from an average of 23 per cent in the previous four years. This is attributed to new Israeli legislation, which limited the authority of Israeli courts to intervene and enabled the ability of the Jerusalem Municipality to exert pressure on affected families to demolish their properties by themselves.

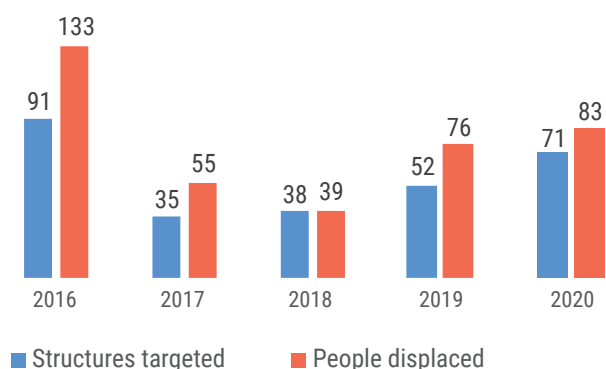
WEST BANK DEMOLITIONS / SEIZURES / SEALINGS

	Structures demolished	People displaced*		People Affected**	
		All	Children	All	Children
East Jerusalem	9	3	1	40	18
Area C	58	47	29	375	201
TOTAL	67	50	30	415	219

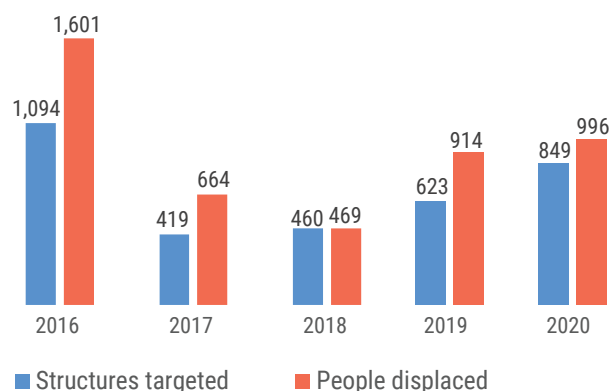
* Includes all people who had a structure used as their habitual place of residence demolished.

** Includes all people who had any of their property, other than their residence, demolished. Displaced and affected are mutually exclusive categories, i.e. people counted under the former are not included in the latter.

MONTHLY AVERAGES OF STRUCTURES TARGETED AND PEOPLE DISPLACED



TOTAL STRUCTURES TARGETED AND PEOPLE DISPLACED



DEMOLITION/SEIZURE OF DONOR-FUNDED AID STRUCTURES

Date	Community	Governorate	Type of structure	Number of structures	Type of incident	Estimated cost in euros
29 December	Nahhalin	Bethlehem	Residential tent, livelihood tents (incl. livelihood equipment)	3	Seizure	4,731
29 December	Susiya	Hebron	Residential caravan, latrine	2	Demolition	6,122
3 December	Deir Dibwan	Ramallah	Livelihood tents (incl. livelihood equipment)	2	Demolition	3,851
Total				7		14,704

DEMOLITION OR STOP-WORK ORDERS AFFECTING DONOR-FUNDED AID STRUCTURES

Date	Community	Governorate	Type of structure	Number of structures	Type of incident	Estimated cost in Euros
28 December	Hammamat al Maleh	Tubas	Kindergarten	1	Demolition order (M01797)	22,899
Total				1		22,899

TARGETED DONOR-FUNDED AID STRUCTURES

