



## HIGHLIGHTS

- Record number of demolitions and seizures: highest number of EU-funded structures demolished in a single month since January 2017.
- The freeze on the demolition of inhabited homes in East Jerusalem was discontinued on 11 November.
- 75 per cent of a Jordan Valley herding community demolished.
- Infrastructure dismantlement disrupts water supply to 700 people.

## OVERVIEW

In November, the Israeli authorities demolished, forced people to demolish, or seized 178 Palestinian-owned structures across the West Bank: this is the [highest such figure](#) in a single month since OCHA began systematically documenting this practice in 2009. This month's incidents resulted in the displacement of 158 people and otherwise affected the livelihoods or access to services of over 1,000 others. All structures, except for one demolished on punitive grounds, were located in Area C or East Jerusalem and were targeted due to a lack of building permits, which are nearly impossible for Palestinians to obtain.

Of the affected structures, 43 had been provided as humanitarian aid, for a total cost of 82,000 euros. It is the largest number of EU-funded structures targeted in a single month since January 2017, bringing the total number of such structures demolished or seized since the start of 2020 to 114.

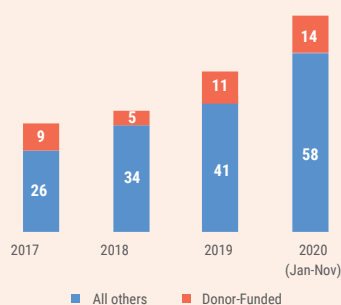
About 50 per cent of all structures targeted this month were in small herding communities in sections of Area C designated closed for Israeli military training ('firing zones'). The largest such incident took place on 3 November in Humsa Al Bqai'a, in the northern Jordan Valley, where the Israeli authorities demolished 83 structures, or about three-quarter of the community, including 29 structures provided as humanitarian aid. A total of 73 people, including 41 children were displaced as a result, but have been able to remain in the area following the delivery of emergency shelters and other assistance.

Additional 13 structures were targeted in the Massafer Yatta area of Hebron, most of which is also declared a 'firing zone'. This included a donor-funded water network, part of which had already been dismantled in October, which served some 700 people from four communities. This incident took place on 25 November on the basis of an expedited procedure (Military Order 1797), while legal partners were presenting the case in court, to try and halt the removal of the network.

Nearly 30 per cent of Area C, where 38 Palestinian communities (5,000 people) are located, is designated as 'firing zones'. These communities, many of which have existed in the area since prior to the start of the Israeli occupation, have limited access

### STRUCTURES DEMOLISHED/SEIZED

#### Monthly Averages



### NOVEMBER FIGURES

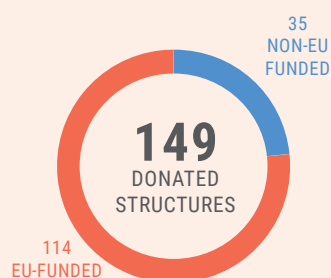
#### STRUCTURES TARGETED

East Jerusalem	21
Area C	156
Area B	1
Area A	0

#### PEOPLE IMPACTED

Displaced	158
Affected	1,055

### ASSISTANCE DEMOLISHED/SEIZED IN 2020



to basic services and are at heightened risk of forcible transfer. At least ten unauthorized Israeli settlement outposts are also located either partially or completely in 'firing zones'.

At least nine of the structures targeted in November were dismantled and seized without prior notice. The percentage of structures seized without prior notice out of all structures targeted (demolished and seized) has been [on the rise in recent years](#) reaching almost 30 per cent in 2020. Another 13 structures (including the water network) were demolished on the basis of Military Order 1797, which provides affected people with a shortened prior notice, of 96 hours, to try and prevent the demolition.

Also this month, the Israeli High Court of Justice (HCJ) extended until 15 July 2021 the deadline given to the Israeli authorities to respond to a petition filed by an Israeli settler organization, demanding the demolition of the Khan al Ahmar Bedouin community. Although technically possible, legal partners estimate that a mass demolition is not likely before that date. Khan al Ahmar is one of 18 communities to the east of Jerusalem, located within or next to an area planned for a major settlement project (E1), which face the risk of forcible transfer.

The freeze on the demolition of inhabited homes in East Jerusalem, announced on 1 October in the context of the ongoing pandemic, was discontinued on 11 November, when the Israeli authorities demolished a home in Sur Bahir, displacing a family of five. Overall, 21 structures were demolished in East Jerusalem this month, including six by the owners, following the issuance of demolition orders.

In 2020, 47 per cent of the 166 structures demolished in East Jerusalem were demolished by their owners to reduce the fines and expenses imposed by the municipality, up from an average of 23 per cent between 2016 and 2019. This rise is attributed to the increased pressure exerted by the Jerusalem Municipality, which has been empowered by [new Israeli legislation passed in recent years](#). On 11 November, however, the Ministry of Justice announced a temporary freeze of that legislation.

On 2 November, the Israeli authorities punitively demolished a Palestinian home in Area B of Rujeib village (Nablus), belonging to a Palestinian being prosecuted for the killing of an Israeli man in August 2020. A family of eight, including four children, was displaced as a result.

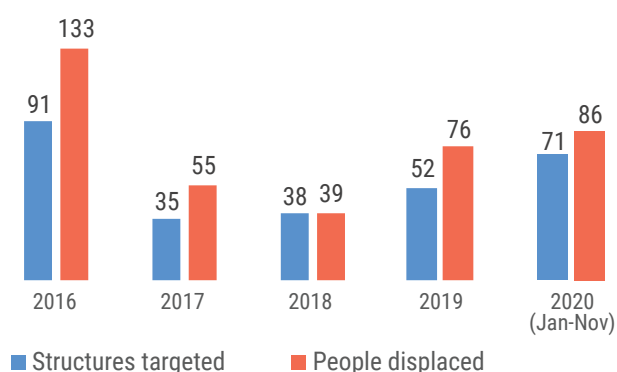
## WEST BANK DEMOLITIONS / SEIZURES / SEALINGS

	Structures demolished	People displaced*		People Affected**	
		All	Children	All	Children
East Jerusalem	21	30	10	57	29
Area C	156	120	65	998	451
Area B	1	8	4	0	0
<b>TOTAL</b>	<b>178</b>	<b>158</b>	<b>79</b>	<b>1,055</b>	<b>480</b>

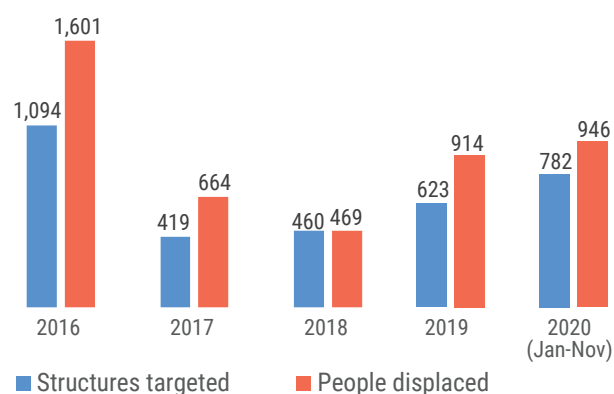
\* Includes all people who had a structure used as their habitual place of residence demolished.

\*\* Includes all people who had any of their property, other than their residence, demolished. Displaced and affected are mutually exclusive categories, i.e. people counted under the former are not included in the latter.

## MONTHLY AVERAGES OF STRUCTURES TARGETED AND PEOPLE DISPLACED



## TOTAL STRUCTURES TARGETED AND PEOPLE DISPLACED



## DEMOLITION/SEIZURE OF DONOR-FUNDED AID STRUCTURES

Date	Community	Governorate	Type of structure	Number of structures	Type of incident	Estimated cost in euros
25 November	Ar Rakeez	Hebron	Residential structure	1	Demolition (M01797)	10,911
25 November	Khallet Athaba	Hebron	Residential structures	2	Demolition	1,647
25 November	Khirbet Sarura	Hebron	Fixed latrine	1	Demolition (M01797)	2,776
25 November	Maghayir al Abeed	Hebron	Residential structure, mobile latrine	2	Demolition	1,739
25 November	Isfey al Fauqa	Hebron	Water network	1	Demolition (M01797)	9,523
25 November	Al Jiftlik Abu al Ajaj	Jericho	Residential tent, mobile latrines	3	Seizure	2,691
25 November	Fasayil al Wusta	Jericho	Metal frames for residential and livelihood sheds*	0	Seizure	4,400
17 November	Al Farisiya-Khallet Khader	Tubas	Residential structure, mobile latrine	2	Seizure	2,776
17 November	Furush Beit Dajan	Nablus	Agricultural water pond	1	Demolition	N/A
17 November	Ein al Hilwa-Um al Jmal	Tubas	Community tent	1	Seizure	N/A
3 November	Al Lubban ash Sharqiya	Nablus	Iron gates, iron door, fencing*	0	Demolition (M01797)	6,306
3 November	Humsa - Al Bqai'a	Tubas	Water tank***	0	Demolition	97
3 November	Humsa - Al Bqai'a	Tubas	Residential tents, livelihood tent, livelihood metal sheds, incl. cattle barriers and fencing	7	Demolition	14,325
3 November	Humsa - Al Bqai'a	Tubas	Mobile latrines	10	Demolition	8,745
3 November	Humsa - Al Bqai'a	Tubas	Solar panels	5	Demolition	9,894
3 November	Humsa - Al Bqai'a	Tubas	Livelihood structures	7	Demolition	6,170
<b>Total</b>				<b>43</b>		<b>82,000</b>

\* These items are not counted as structures in OCHA's tracking system.

## DEMOLITION OR STOP-WORK ORDERS AFFECTING DONOR-FUNDED AID STRUCTURES

Date	Community	Governorate	Type of structure	Number of structures	Type of incident	Estimated cost in Euros
17 November	Jinba	Hebron	Residential structure	1	Demolition order	3,949
<b>Total</b>				<b>1</b>		<b>3,949</b>

## TARGETED DONOR-FUNDED AID STRUCTURES

