

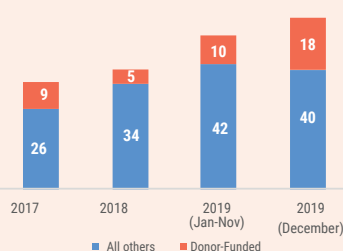


HIGHLIGHTS

- A 35 and 95 per cent increase in demolitions and displaced persons in 2019, compared with 2018.
- 127 donor-funded structures were demolished or seized in 2019, a doubling compared with 2018.
- 204 structures demolished in East Jerusalem this year, a record high over the past two decades.
- Since July, 19 structures, including six provided as humanitarian assistance, were demolished on the basis of Military Order 1797.

STRUCTURES DEMOLISHED/SEIZED

Monthly Averages



DECEMBER FIGURES

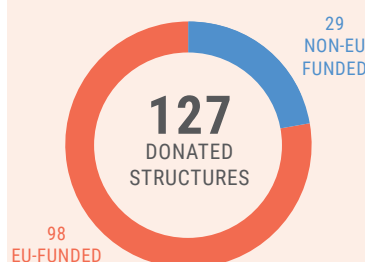
STRUCTURES TARGETED

East Jerusalem	10
Area C	48
Area B	0
Area A	0

PEOPLE IMPACTED

Displaced	99
Affected	984

ASSISTANCE DEMOLISHED/SEIZED IN 2019



OVERVIEW

In December 2019, 58 Palestinian-owned structures were demolished or seized, displacing 99 people, including 48 children, and otherwise affecting the livelihoods or access to services of nearly 1,000 others. All structures were targeted on grounds of lack of building permits, which are nearly impossible for Palestinians to obtain.

Eighteen (18) of the structures targeted this month had been provided as humanitarian assistance; this represents the third largest number of such demolitions in a single month in 2019.

In Maghayir al Abeed, a herding community in the Massafer Yatta area of Hebron, the Israeli authorities demolished four homes and three latrine units of which, all but one (a home) were donor-funded aid. Massafer Yatta is declared a firing zone for military training and the 1,300 people living there in 14 communities face a coercive environment and a risk of forcible transfer.

Another 14 structures demolished or seized in December, including six provided as humanitarian assistance, were also located in firing zones. In one of these incidents, the Israeli authorities also uprooted or cut thousands of forest trees and saplings in a recreational area (also described by Palestinians as a 'nature reserve') developed with international funding, serving some 14,000 residents in the nearby town of Beit Furik and the Khirbet Tana herding community.

Another 11 structures, six of them donor-funded, were demolished in four Palestinian Bedouin communities in Area C of the Jerusalem Governorate in, or around, an area planned for settlement expansion (the "E1" plan). This follows the demolition of five structures in the same area in November. Like other herding communities across Area C, the 18 communities in this area face heightened risk of forcible transfer.

Also in Area C, the Israeli authorities demolished two water reservoirs (2,000 cubic meters) in the Einun area next to Tubas town. One of the reservoirs, still under

construction, was part of a donor-funded project aimed at increasing water supply, for domestic and irrigation purposes, to five Palestinian herding communities.

Six of all structures targeted in Area C this month were demolished on the basis of Military Order 1797, which allows the demolition/seizure of unlicensed structures deemed as “new”, within 96 hours after the issuance of a removal notice. Since coming into effect in July 2019, the military order has resulted in the demolition of 19 structures, including six provided as humanitarian assistance.

In East Jerusalem, the Israeli authorities demolished ten structures during December, bringing the total number of structures demolished during 2019 to 204 – a record high over the past two decades. Nearly 350 people have been displaced in East Jerusalem during 2019 as a result of demolitions, the largest such figure recorded by OCHA since 2009, when it started the detailed documentation of demolition incidents. Jabal al Mukkabir was the hardest hit neighbourhood in the city this year.

Overall, in 2019, the Israeli authorities demolished or seized a total of 623 structures in the West Bank, including East Jerusalem, a 35 per cent increase compared with 2018; 127 of these structures were provided as humanitarian assistance. Overall, 914 Palestinians, more than half of them children, have been displaced as a result of Israeli demolitions and seizures, almost double the equivalent figure for 2018 (469).

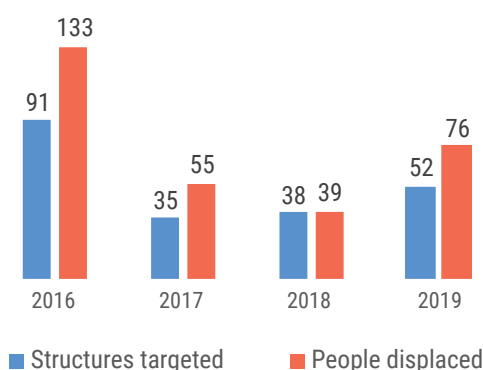
WEST BANK DEMOLITIONS / SEIZURES / SEALINGS - DECEMBER 2019

	Structures demolished	People displaced*		People Affected**	
		All	Children	All	Children
East Jerusalem	10	22	10	37	15
Area C	48	77	38	947	480
TOTAL	58	99	48	984	495

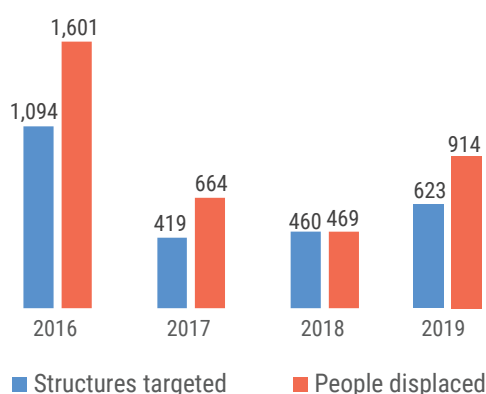
* Includes all people who had a structure used as their habitual place of residence demolished.

** Includes all people who had any of their property, other than their residence, demolished. Displaced and affected are mutually exclusive categories, i.e. people counted under the former are not included in the latter.

MONTHLY AVERAGES OF STRUCTURES TARGETED AND PEOPLE DISPLACED



TOTAL STRUCTURES TARGETED AND PEOPLE DISPLACED



DEMOLITION/SEIZURE OF DONOR-FUNDED STRUCTURES - DECEMBER 2019

Date	Community	Governorate	Type of structure	Number of structures	Type of incident	Estimated cost in euros
24-Dec	Maghayir al Abeed	Hebron	Residential shelter	1	Demolition	3,313
23-Dec	Khirbet Tana	Nablus	Livelihood tenst, residential shelter & uprooting of over 2,000 trees, and damage to gates and fences	3	Seizure & Levelling	43,087
22-Dec	Ein ad Duyuk at Tahta	Jericho	Livelihood metal shed & storage metal shed	2	Seizure	3,149
5-Dec	Maghayir al Abeed	Hebron	Residential shelters & mobile latrines	5	Demolition (MO1797)	41,492
4-Dec	Wadi Sneysel	Jerusalem	Residential shelter, mobile latrine, solar system & polyethylene water tanks	4	Demolition	6,454
4-Dec	Abu George Nkheila	Jerusalem	Residential shelters, incl. food storage (kitchen)	2	Demolition	3,847
3-Dec	Einun area	Tubas	Water reservoir (1000 cubic-meter)	1	Demolition	53,000
Total				18		154,342

TARGETED DONOR-FUNDED STRUCTURES

