

The Gaza Strip faces a chronic humanitarian crisis, impacting the livelihoods and access to essential services by its two million residents. This crisis has been driven by over 12 years of an Israeli blockade and an unsolved internal Palestinian divide, exacerbated since March 2018 by the massive increase in Palestinian casualties in the context of demonstrations taking place near Israel's perimeter fence, as well as limited escalations in hostilities between Israel and Palestinian armed groups. The following indicators were identified by the Humanitarian Country Team (HCT) to monitor specific aspects of the crisis, identify areas of further deterioration and trigger humanitarian action.

ELECTRICITY

HOURS OF ELECTRICITY SUPPLY PER DAY (ON AVERAGE)

2017 AVERAGE 5.7 HRS/DAY

2018 AVERAGE 6.6 HRS/DAY

2019 AVERAGE 12 HRS/DAY

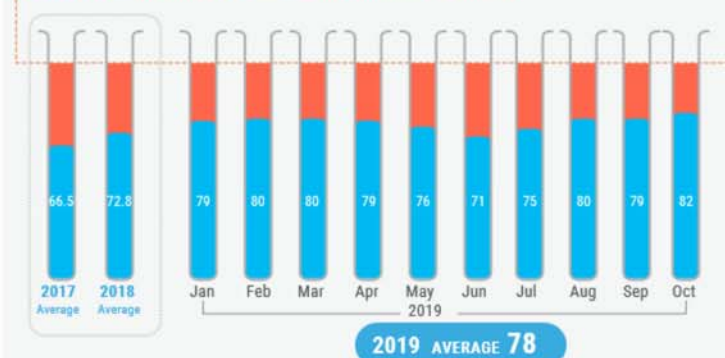


Source: GEDCO

WATER, SANITATION AND HYGIENE

ACCESS TO PIPED WATER (LITERS PER CAPITA PER DAY)

100 LCD WHO minimum recommended amount of water



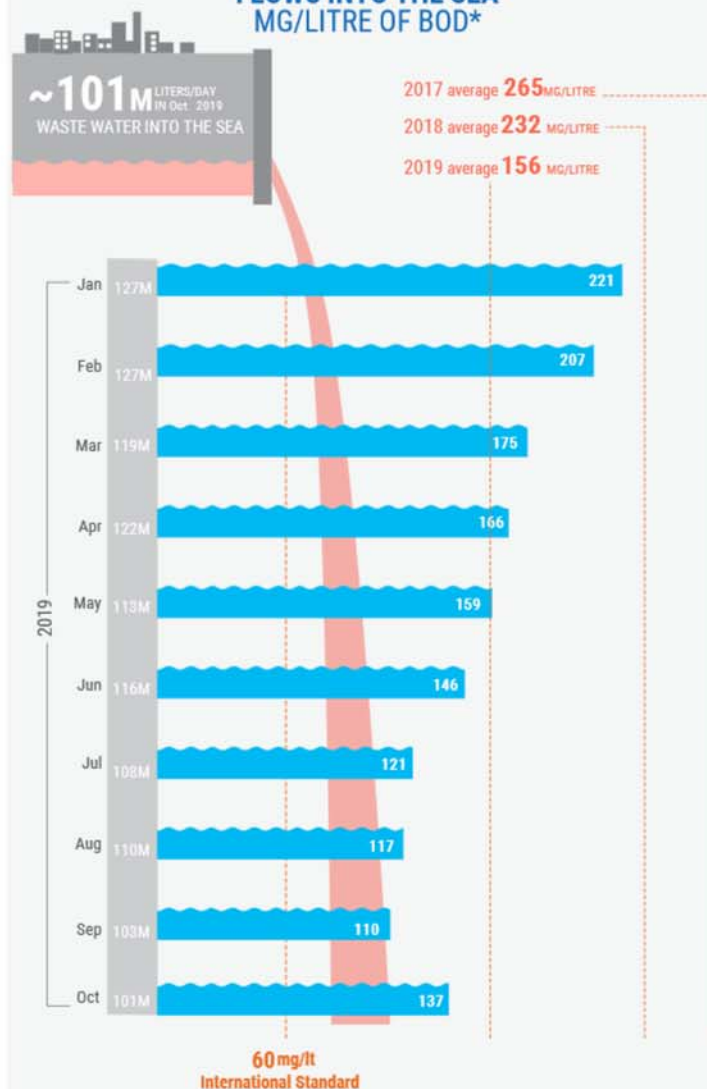
*Due to its poor quality, piped water is used for domestic purposes rather than drinking and cooking. For the latter, people rely mostly on buying tankered desalinated water from unregulated water vendors.

Source: WASH Cluster/CMWU

DESALINATION PLANTS PRODUCTION (M³/DAY)



POLLUTION LEVELS OF WASTEWATER FLOWS INTO THE SEA MG/LITRE OF BOD*



* Biological Oxygen Demand (BOD) is an indicator of water pollution levels, which are linked to the effectiveness of wastewater treatment.

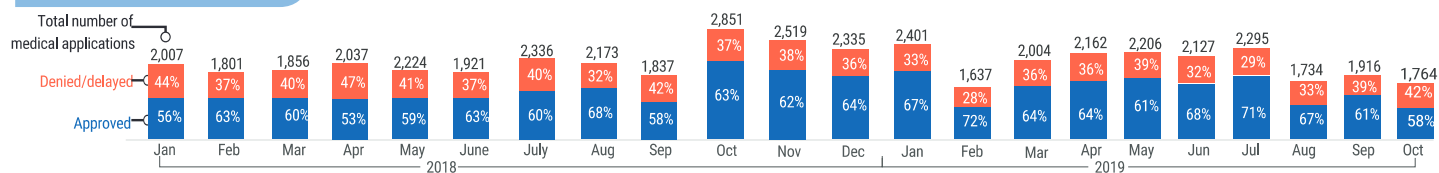


HEALTH

2017 AVERAGE **46%** DENIED/DELAYED

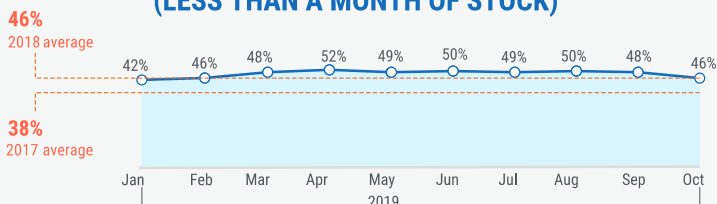
2018 AVERAGE **39%** DENIED/DELAYED

PATIENTS' APPLICATIONS FOR EXIT PERMITS VIA ISRAEL



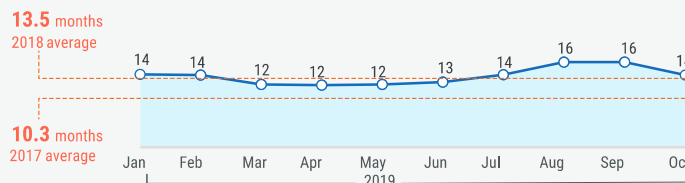
Source: WHO

PERCENTAGE OF ESSENTIAL DRUGS AT ZERO STOCK LEVEL (LESS THAN A MONTH OF STOCK)



Source: WHO

WAITING TIME FOR EAR-NOSE-THROAT SURGERY AT SHIFA HOSPITAL (IN MONTHS)

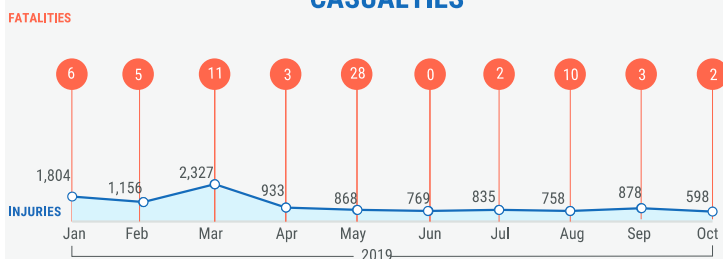


Source: WHO



PROTECTION

CASUALTIES*



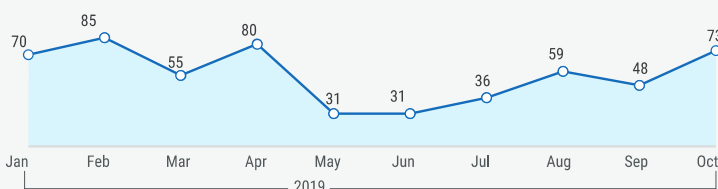
* Palestinian casualties by Israeli forces in confrontations along the fence and in airstrikes and shelling elsewhere inside Gaza. (fatality figures include people who died of wounds sustained in previous months)

2017: 28 KILLED
1,181 INJURED

2018: 261 KILLED
23,922 INJURED

Source: OCHA

ACCESS-RELATED SHOOTING INCIDENTS BY ISRAELI FORCES ON LAND AND AT SEA*



* Excluding shooting incidents during demonstrations and clashes

2017 TOTAL 377 INCIDENTS

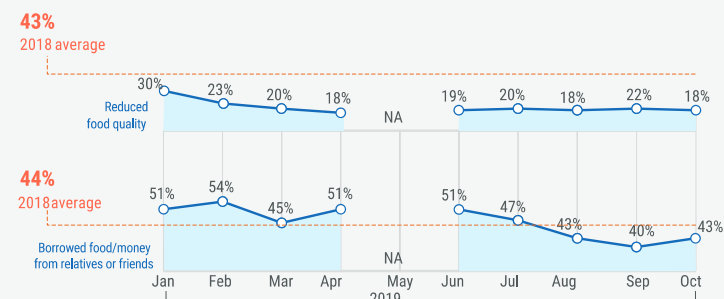
2018 TOTAL 593 INCIDENTS

Source: OCHA



FOOD-SECURITY

RELiance ON FOOD INSECURITY COPING MECHANISMS*

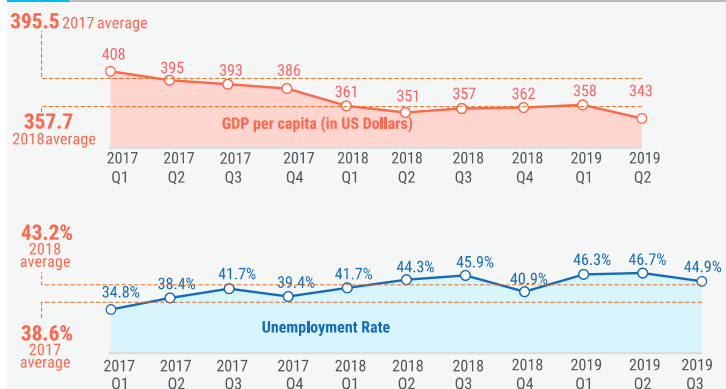


* Responses by a representative sample of WFP beneficiaries.

Source: WFP



MACROECONOMIC INDICATORS

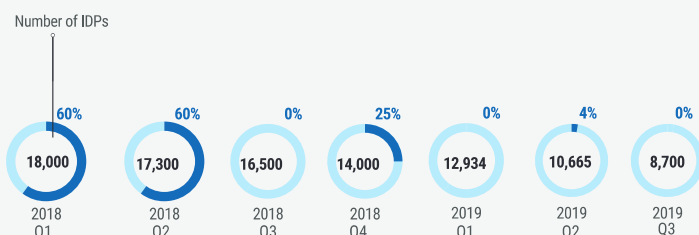


Source: PCBS



SHELTER

SHELTER CASH ASSISTANCE TO ELIGIBLE IDPs



EDUCATION

RATE OF TEACHER ABSENTEEISM AT PA SCHOOLS

