



Demolition of three structures in Khirbet ar Ras al Ahmar in the Jordan Valley on 30 May.

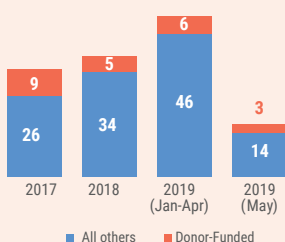
Photo by OCHA

HIGHLIGHTS

- May saw the lowest number of demolitions in a single month in about 18 months.
- Three communities temporarily displaced by military trainings in the Jordan Valley.
- Three donated structures were demolished or seized.

STRUCTURES DEMOLISHED/SEIZED

Monthly Averages



OVERVIEW

In May 2019, 17 Palestinian-owned structures were demolished or seized, displacing 29 people and affecting the livelihoods or access to services of 121 others. Most of the reporting period coincided with the month of Ramadan, when it is the practice of the Israeli authorities to decrease demolitions. Thus, the numbers of structures demolished and people displaced are the lowest recorded since December 2017. In the first five months of 2019, an average of 45 structures have been demolished per month, compared with 35 in the equivalent period in 2018. All this month's demolitions were carried out in Area C of the West Bank due to the lack of building permits, which are virtually impossible for Palestinians to obtain.

MAY FIGURES

STRUCTURES TARGETED

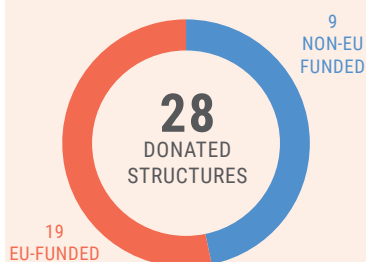
East Jerusalem	0
Area C	17
Area B	0
Area A	0

PEOPLE IMPACTED

Displaced	29
Affected	121

Five of the affected structures were demolished and confiscated in four south Hebron communities. These included a 2,300-metre long section of newly constructed pipelines, which were funded by the EU and intended to supply water to the Khallet al Foron area, affecting 100 people. This is the third incident in which water connections have been targeted since the beginning of the year. Two residences and two animal tents were also demolished in Ad Deirat, Susiya and Umm al Kheir (all in south Hebron). Additionally, on 30 May, eight residential and animal shelters, two of which were funded by the EU, were demolished in the herding communities of Khirbet ar Ras al Ahmar and Al Hadidiya, located in a 'firing zone' in the Jordan Valley. As a result, 19 people were displaced with their 350 sheep.

ASSISTANCE DEMOLISHED/SEIZED IN 2019



Since the beginning of the year, 28 donor-funded structures were demolished or confiscated, comprising 12 per cent of the total structures demolished so far.

Also in the Jordan Valley, Israeli forces temporarily displaced 184 people on 11 occasions during the month to make way for military trainings. Residents of the herding communities of Tell al Khashabah, Lifjim and Humsa al Bqai'a, located on or within the boundaries of Israeli-designated closed military areas, also known as

‘firing zones’, were forced out of their homes for about 12 hours each time, leaving their livestock behind. In most cases, these people spent the night out in the open or in neighbouring communities.

Of concern in Area C, on 30 April, the Israeli High Court of Justice lifted the freeze on Military Order 1797, which expands the authority of the Israeli Civil Administration to remove new structures in Area C within 96 hours and leaves little time for challenging demolition orders in courts. According to humanitarian and human rights organizations, the order poses a significant additional challenge to humanitarian and development assistance.

In East Jerusalem, no structure was demolished this month, compared with April, which witnessed the highest number in a single month since OCHA began to systematically record demolitions in 2009. Since the beginning of the year, 107 structures have been demolished in East Jerusalem, accounting for around half the total structures demolished so far. Legal practitioners believe that the recent rise in demolitions in general, and demolitions carried out by the owners in particular, is linked to amendments to the 1965 Planning and Building Law, which was approved by the Israeli Knesset on 25 October 2017, and related concerns by Palestinians who wish to avoid exorbitant fines and the risk of arrest. The rate is expected to increase as the amended law is extended to older residential buildings with ongoing legal proceedings, as of October 2019.

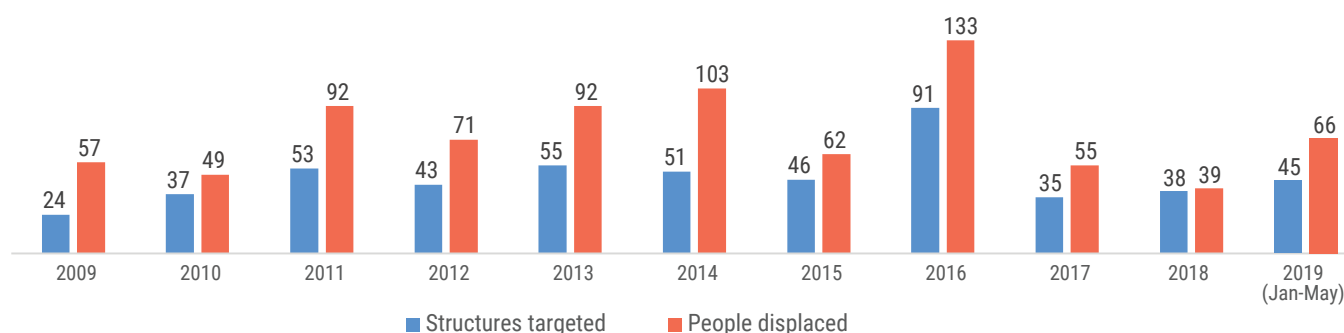
ANNEX I: WEST BANK DEMOLITIONS / SEIZURES / SEALINGS - MAY 2019

	Structures demolished	People displaced*		People Affected**	
		All	Children	All	Children
East Jerusalem	0	0	0	0	0
Area C	17	29	12	121	62
Area B	0	0	0	0	0
Area A	0	0	0	0	0
TOTAL	17	29	12	121	62

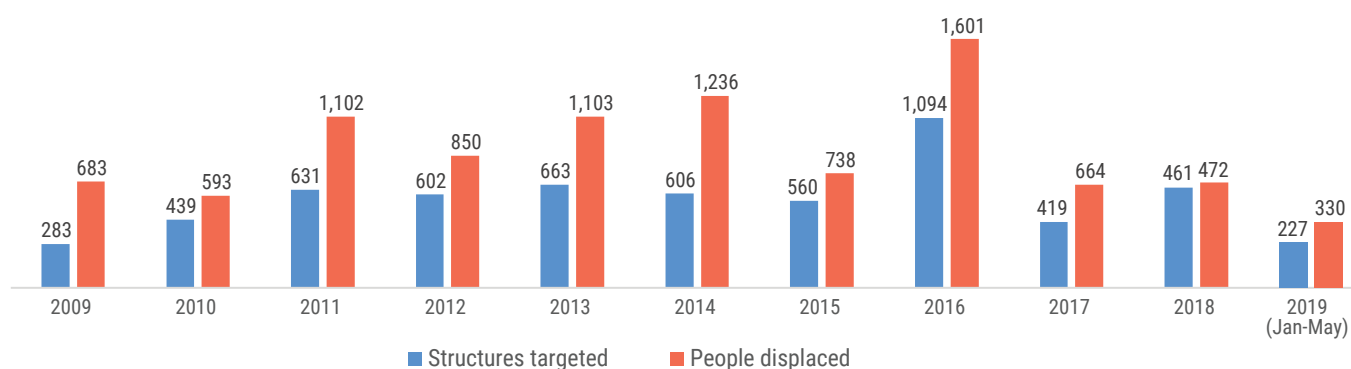
* Includes all people who had a structure used as their habitual place of residence demolished.

** Includes all people who had any of their property, other than their residence, demolished. Displaced and affected are mutually exclusive categories, i.e. people counted under the former are not included in the latter.

STRUCTURES TARGETED AND PEOPLE DISPLACED-MONTHLY AVERAGES



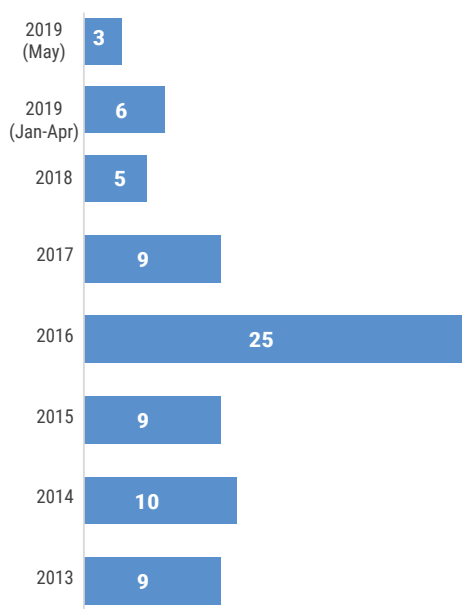
STRUCTURES TARGETED AND PEOPLE DISPLACED-TOTALS



ANNEX II: DEMOLITION/SEIZURE OF DONOR-FUNDED STRUCTURES - MAY 2019

Date	Community	Governorate	Type of structure	Number of structures	Type of incident	Estimated cost in Euros
30 May	Al Hadidiya	Tubas	1 residential shelter	1	Confiscation	923
30 May	Khirbet ar Ras al Ahmar	Tubas	1 residential tent	1	Demolition	-
28 May	Birin	Hebron	2.3 km section of a water pipeline	1	Confiscation	6,048
Total				3		6,971

MONTHLY AVERAGE DONOR-FUNDED STRUCTURES TARGETED



Total donated structures targeted in 2019

28

Total donated structures targeted in 2018

61