

BACKGROUND

Longstanding restrictions on the movement of people and goods to and from Gaza have undermined the living conditions of approximately two million Palestinians in that area. Many of the current restrictions, originally imposed by Israel in the early 1990s, were intensified after June 2007, following the Hamas takeover of Gaza and the imposition of a blockade. These restrictions continue to reduce access to livelihoods, essential services and housing, disrupt family life, and undermine people's hopes for a secure and prosperous future. The situation has been compounded by the restrictions imposed since June 2013 by the Egyptian authorities at Rafah Crossing, which had become the main crossing point used by Palestinian passengers in the Gaza Strip, given the restrictions on the Israeli-controlled crossings. On 1 November 2017, pursuant to the Palestinian reconciliation agreement reached on 12 October, the Hamas authorities handed over control of the Gaza side of the Erez, Kerem Shalom and Rafah crossings to the Palestinian Authority; a Hamas-run checkpoint that controlled access to the Erez crossing ("Arba' Arba") was dismantled.



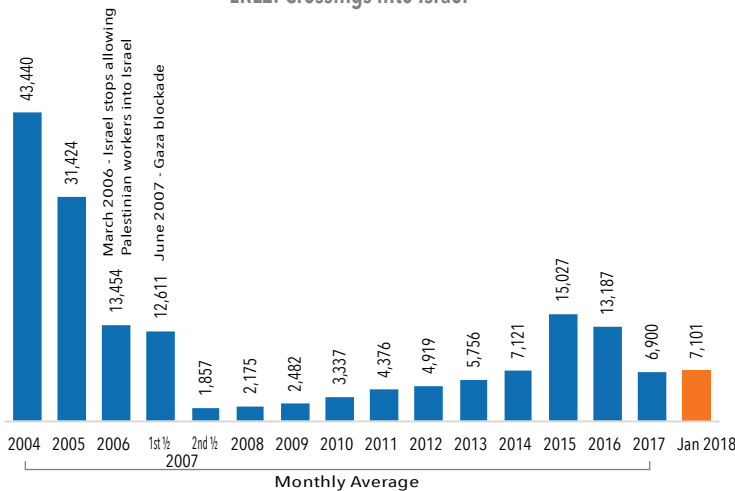
Interactive versions of the following charts are available at www.ochaopt.org/gaza-crossings/

MOVEMENT AND ACCESS OF PEOPLE*

EREZ CROSSING

- Opened on 28 days (closed on three Saturdays) during daytime hours, from Sunday to Thursday for all permit holders (primarily medical cases, merchants, foreign nationals and aid workers), and, on Fridays, for exceptional humanitarian cases and foreign nationals.
- The volume of crossings into Israel during January was slightly above the monthly average in 2017 and 46% below the monthly average in 2016.
- 2,059 Palestinians crossed Erez for medical reasons, the highest category, followed by 1,945 people who crossed for trading and commercial purposes.

EREZ: Crossings into Israel

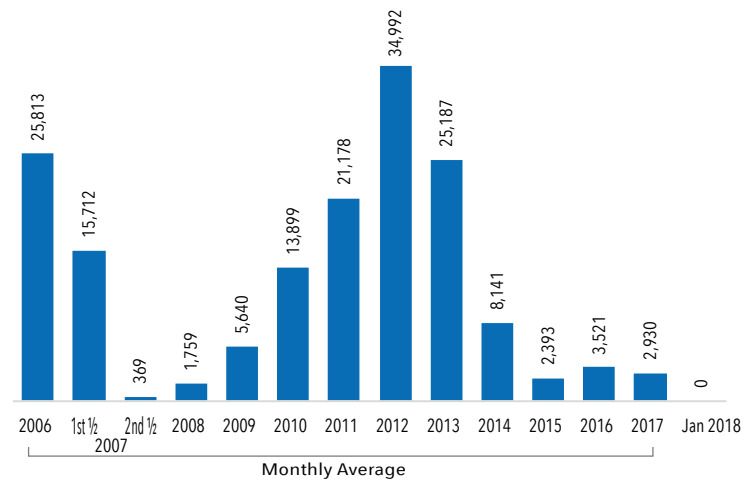


* The figures reflect number of times people crossed, but not the actual number of people crossing.

RAFAH CROSSING

- Closed in both directions during the entire month, except for the entry of fuel.
- In 2017, Rafah crossing was partially opened for 36 days, the lowest number after 2015 when Rafah only opened for 32 days.
- At least 23,000 people with urgent needs are pre-registered and waiting to cross into Egypt, according to the local authorities in Gaza.
- Prior to the closure of Rafah in 2014, a monthly average of 4,000 people crossed for health-related reasons (WHO).

RAFAH: Crossings in both directions

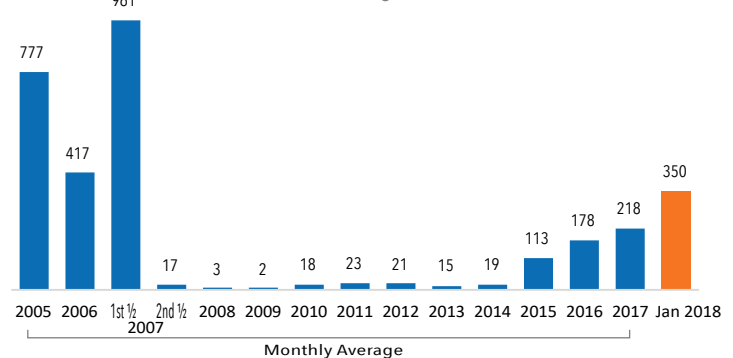


MOVEMENT OF GOODS FROM AND INTO GAZA

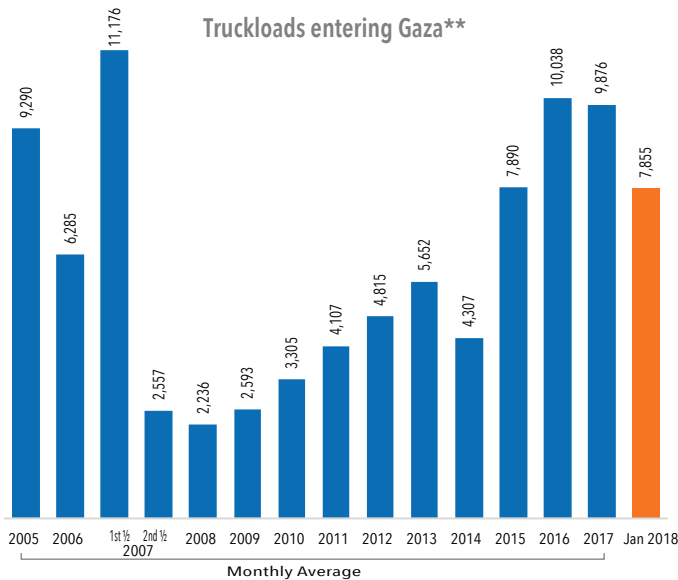
EXIT OF GOODS

- The exit of authorized goods via the Kerem Shalom Crossing took place on 21 days.
- The volume of truckloads that exited Gaza represented a 60% increase compared with the monthly average in 2017, but was 64% below the monthly average in the first half of 2007, before the imposition of the blockade.
- Goods exited to the following destinations:
 - West Bank: 244 truckloads of agricultural produce, 8 of fish, 7 of non-edible consumables and 2 of clothing;
 - Israel: 47 truckloads of agricultural produce, scrap metal and garments; and
 - International markets: 42 truckloads of agricultural produce.
- Kerem Shalom Crossing is currently the only regular commercial route for the exit of goods from Gaza.

Truckloads exiting Gaza



Truckloads entering Gaza**



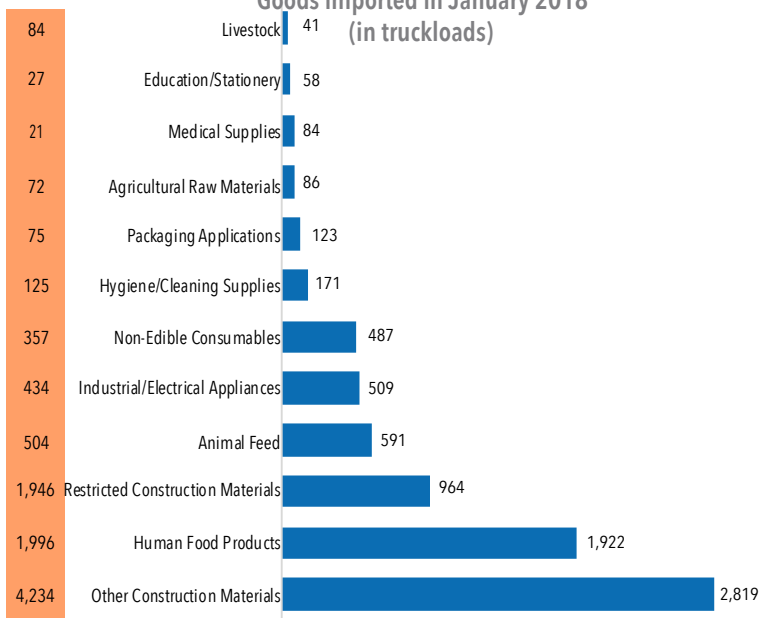
ENTRY OF GOODS

- Kerem Shalom crossing operated for the entry of goods on 21 days. *
- The volume of goods that entered in January was 20% below the monthly average recorded in 2017, and 30% below the first half of 2007, prior to the imposition of the blockade.
- 3% of the imported truckloads were designated for humanitarian aid agencies.
- 3,783 truckloads carried construction materials, constituting the largest category of imports (44%).
- 25% of construction materials' truckloads contained items (cement, steel bars) defined by Israel as having a 'dual use', approved via the Gaza Reconstruction Mechanism (GRM).
- The volume of construction material truckloads that entered in January is 39% below the monthly average in 2017. 2,125 truckloads contained aggregates, compared with the monthly average of 3,622 truckloads in 2017, representing a 41% decline in this item.
- Karni, Sufa and Nahal Oz crossings with Israel remain closed.

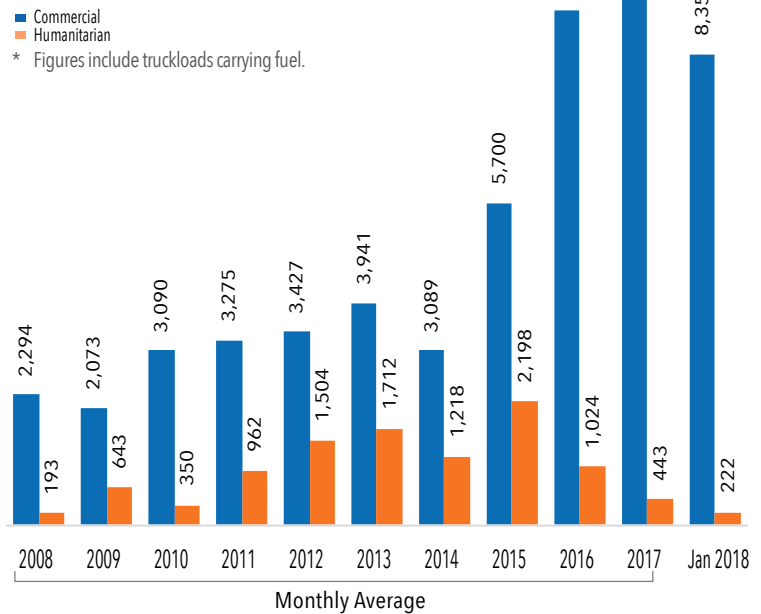
* Closed on four Saturdays, four Fridays and two days due to Israeli closure.
 ** Figures exclude truckloads carrying fuel.

Monthly Average in 2017

Goods imported in January 2018 (in truckloads)



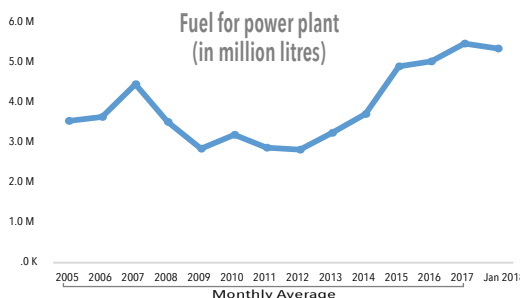
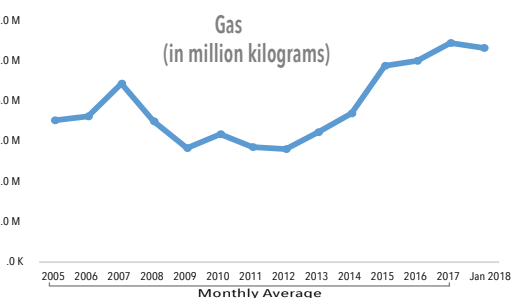
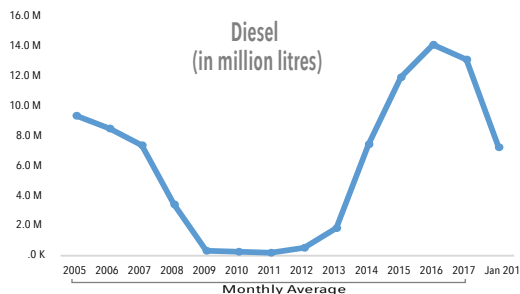
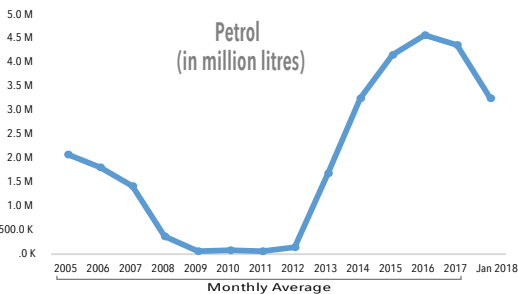
Humanitarian vs. commercial imports (in truckloads)*



* Figures include truckloads carrying fuel.



FUEL IMPORTS INTO GAZA



FUEL IMPORTS

Kerem Shalom opened on 21 days for the import of fuel, allowing the entry of:

- 8.89 million litres of petrol and diesel; and
- 5,335 tons of cooking gas, which represents about 71% of the estimated needs, according to the Gas Station Owners' Association.

Rafah Crossing opened on 20 days during December for the entry of fuel, allowing the entry of:

- 10 million litres of fuel for the Gaza Power Plant; and
- 1.6 million litres of petrol.

Imported diesel quantities in January were 45% below the monthly average in 2017.