

## BACKGROUND

Longstanding restrictions on the movement of people and goods to and from Gaza have undermined the living conditions of 1.9 million Palestinians in that area. Many of the current restrictions, originally imposed by Israel in the early 1990s, were intensified after June 2007, following the Hamas takeover of Gaza and the imposition of a blockade. These restrictions continue to reduce access to livelihoods, essential services and housing, disrupt family life, and undermine people's hopes for a secure and prosperous future. The situation has been compounded by the restrictions imposed since June 2013 by the Egyptian authorities at Rafah Crossing, which had become the main crossing point used by Palestinian passengers in the Gaza Strip, given the above restrictions on the Israeli-controlled crossings.



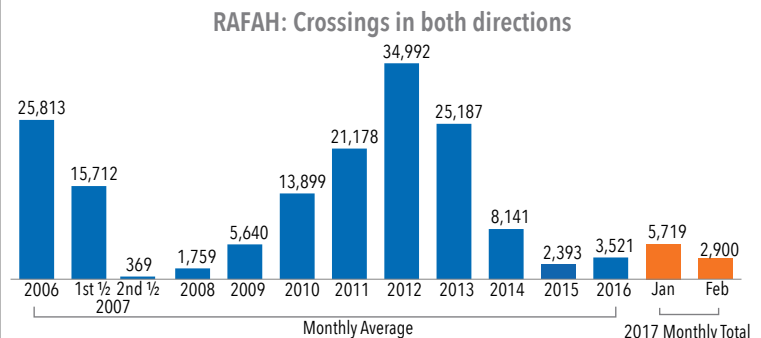
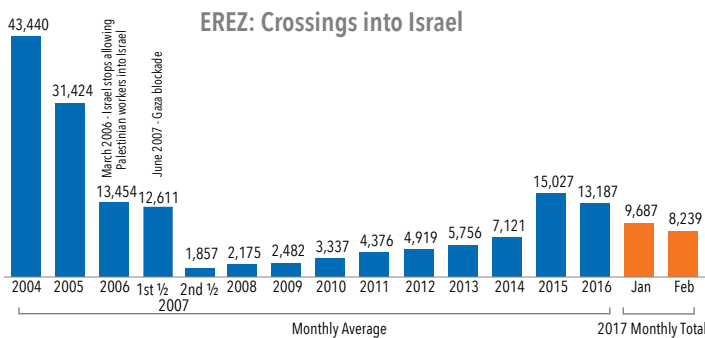
## MOVEMENT AND ACCESS OF PEOPLE\*

### EREZ CROSSING

- Opened on all 24 scheduled days.
- The overall number of crossings into Israel was 38% below the monthly average of crossings recorded in 2016.
- The category that saw the largest drop compared to the monthly average in 2016 was "traders" with more than 50% decline.
- Of the applications for exit permits for UN national staff in February, 6% were denied and 40% were pending.
- 59.9% of the 2,391 applications for exit permits for patients referred to medical treatment outside Gaza were approved and the rest were denied or not answered at the time of the scheduled appointments.
- The crossing is accessible only to Israeli-issued permit holders, primarily medical and other humanitarian cases, merchants, internationals and aid workers.
- Israel announced Erez crossing will be closed for Palestinians exiting Gaza into Israel on Fridays, except humanitarian cases.
- Erez crossing is open from Sunday - Friday.

### RAFAH CROSSING

- Exceptionally opened for 3 days in both directions, and one day for exits from Gaza.
- A total of 2,900 people crossed in both directions, compared to a monthly average of 3,521 in 2016.
- Since October 2014, the crossing has been closed on all but 90 days. It was partially open on 32 days in 2015, on 44 days in 2016 and on 7 days in 2017.
- At least 20,000 Palestinians are pre-registered and waiting to cross into Egypt, according to the local authorities.
- Prior to the closure of the crossing in 2014, a monthly average of 4,000 people crossed Rafah for health-related reasons.

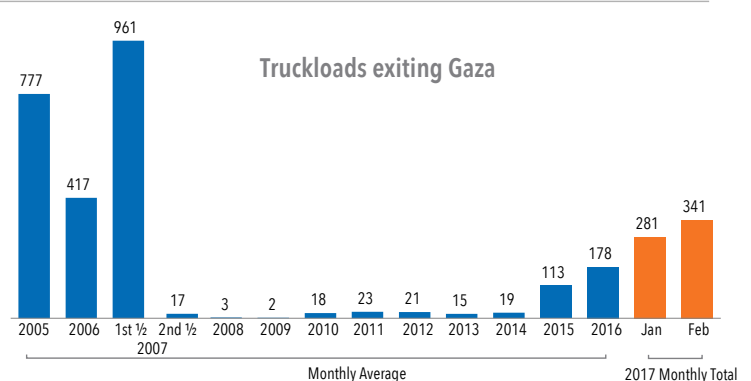


\* The figures reflect number of times people crossed, but not the actual number of people crossing.

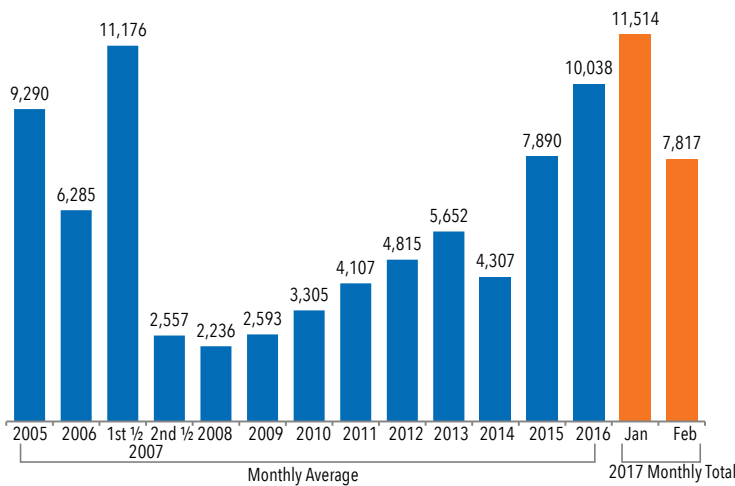
## MOVEMENT OF GOODS FROM AND INTO GAZA

### EXIT OF GOODS

- Kerem Shalom crossing between Gaza and Israel operated for exiting goods on 18 out of 24 scheduled days.
- 341 truckloads of goods exited Gaza, a 92% increase compared to the monthly average in 2016, but 65% below the monthly average in the first half of 2007 (before the blockade).
- Goods exited to the following destinations:
  - 274 truckloads of agricultural products, 2 of clothing and 3 of furniture, to the West Bank;
  - 57 truckloads of agricultural products and scrap metal/aluminum to Israel;
  - 10 truckloads of agricultural products to international markets.



### Truckloads entering Gaza



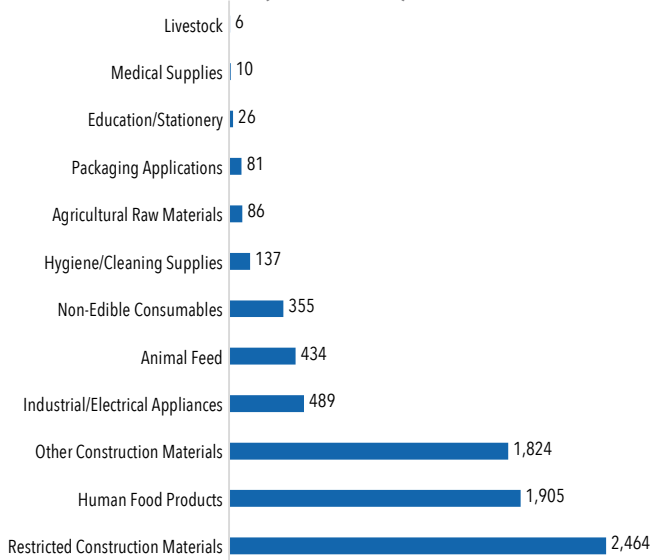
### ENTRY OF GOODS

- Kerem Shalom, which is currently the only regular commercial route between Gaza and the external world, operated on 19 out of 24\* scheduled days.
- Rafah commercial crossing exceptionally opened on three days, allowing 186 truckloads of various materials to enter Gaza.
- The overall volume of imports this month decreased by 22%, compared to the monthly average in 2016.
- 3% of the truckloads of goods that entered in February were designated for humanitarian aid agencies.
- 4,288 truckloads carried construction materials, constituting the largest category of imports (49%).
- 57% of construction materials truckloads carried items defined by Israel as 'dual use' items, approved via the Gaza Reconstruction Mechanism (GRM).
- Karni, Sufa and Nahal Oz crossings with Israel remained closed.

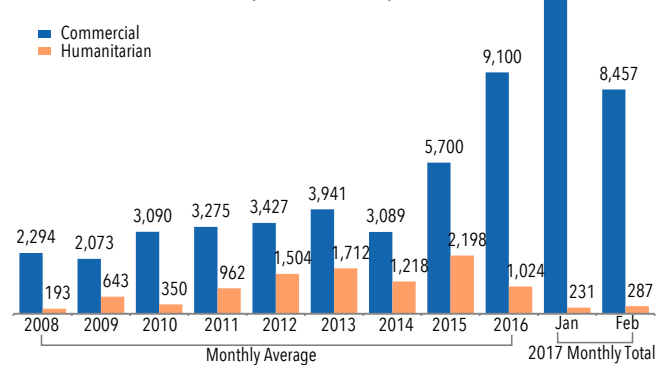
\* Kerem Shalom crossing is open Sunday - Thursday.

\*\* The above figures exclude truckloads carrying fuel.

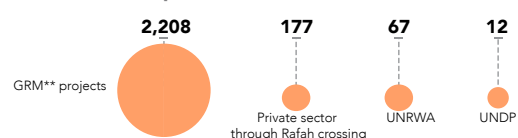
### Goods imported in February 2017 (in truckloads)



### Humanitarian vs. commercial imports (in truckloads)



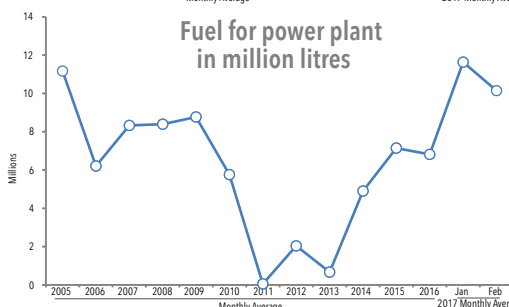
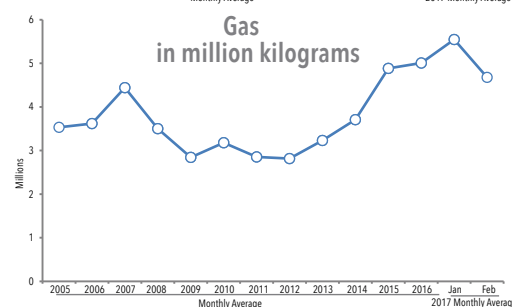
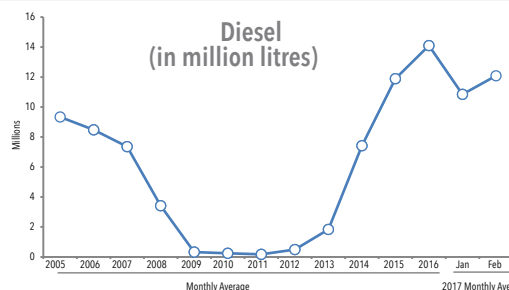
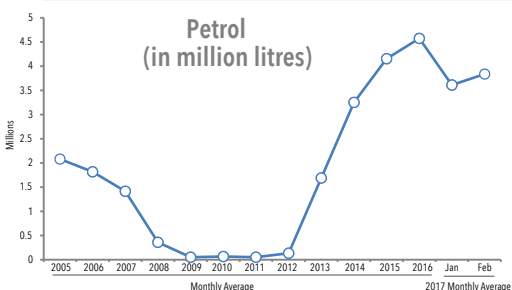
### Entry of restricted basic construction materials in February per sector (in truckloads)\*



\* Primarily includes cement and steel bars; aggregates were removed from the "dual use" list in 2015.

\*\* The GRM is a temporary agreement between the Government of Palestine and the Government of Israel, brokered by the United Nations in September 2014, to allow the entry of items defined by Israel as having a "dual" civilian/military use. These include building materials for repairs and reconstruction of private housing and infrastructure damaged or destroyed during hostilities, as well as new projects not related to hostilities.

### FUEL IMPORTS INTO GAZA



### FUEL IMPORTS

Kerem Shalom remained the only crossing available for the import of fuel, allowing the entry of:

- 16 million litres of petrol and diesel;
- 10 million litres of industrial fuel for the Gaza Power Plant; and
- 4,677 tons of cooking gas, which represents around 62% of the estimated needs of around 7,500 tons, according to the Gas Station Owners' Association.