



# GREEN GUIDE

“Keeps plants healthy and doesn’t let them go to waste”

## WHAT THEY DO:

Buys funny-looking fruit

No snack left behind!  
Gives what they don’t eat to someone who will

Learns what plants grow in their area



## Why do we need the Green Guide?

It’s time to take care of nature. The foods we eat, the air we breathe, the water we drink and the climate that makes our planet habitable all come from nature. One way to protect nature is to reduce the waste we produce. In nature, there is no such thing as garbage. Everything in nature is reused or recycled. But we live in a throwaway society, and our garbage often ends up in landfills or in the ocean, lakes and rivers. Did you know that one-third of all food produced is lost, wasted, or spoiled? This amounts to a big waste of resources, such as land, water, energy and other inputs needed to produce the food. By reducing food waste, you can save money, reduce greenhouse gas emissions, and help preserve resources for future generations. Buy veggies that don’t look perfect – they will otherwise get thrown out. And purchasing local foods that are in season also helps the environment since it reduces the need for transport. Local and seasonal produce tastes better, too – give it a try!


**ACT NOW**

SHARE THIS WITH FRIENDS AND USE THE HASHTAG **#ACTNOW**

[www.un.org/sustainabledevelopment/climate-action-superheroes](http://www.un.org/sustainabledevelopment/climate-action-superheroes)

# YOU ARE A CLIMATE SUPERHERO!

**DRAW YOURSELF AS A CLIMATE ACTION SUPERHERO**



**GREAT JOB! SHARE THIS WITH FRIENDS AND  
USE THE HASHTAG #ACTNOW**

[www.un.org/sustainabledevelopment/climate-action-superheroes](http://www.un.org/sustainabledevelopment/climate-action-superheroes)




# FORAGER'S GUIDE

## LEARN ABOUT YOUR AREA



See what plants are growing in your area and draw three below. Be kind to the plants you find and remember that not all are safe to touch. **What color are they? Are they tall or short? What shape are the leaves? Take notes below.**




---

---

---

---

---




---

---

---

---

---



---

---

---

---

---

Try to identify the plants you drew and what they are called. You can look online or ask others who may know. Add this new information to the notes above. **If you have more plants to identify, print another sheet and keep your forager's guide growing!**

### HERO TIP:

The best way to learn about edible plants up close and personal is to grow your own! See what you can plant in your area.



SHARE THIS WITH FRIENDS AND USE THE HASHTAG **#ACTNOW**

[www.un.org/sustainabledevelopment/climate-action-superheroes](http://www.un.org/sustainabledevelopment/climate-action-superheroes)

# CERTIFICATE OF COMPLETION



## GREEN GUIDE



PRESENTED TO

---

FOR SUCCESSFULLY

Keeping plants healthy and not letting them go to waste

---

**YOU ARE A CLIMATE ACTION SUPERHERO!**

**ACT NOW**

SHARE THIS WITH FRIENDS AND USE THE HASHTAG **#ACTNOW**

[www.un.org/sustainabledevelopment/climate-action-superheroes](http://www.un.org/sustainabledevelopment/climate-action-superheroes)