


UN Staff Servicing the LDC5 Conference and UN Staff Participating in the Conference (UN Secretariat and entities)

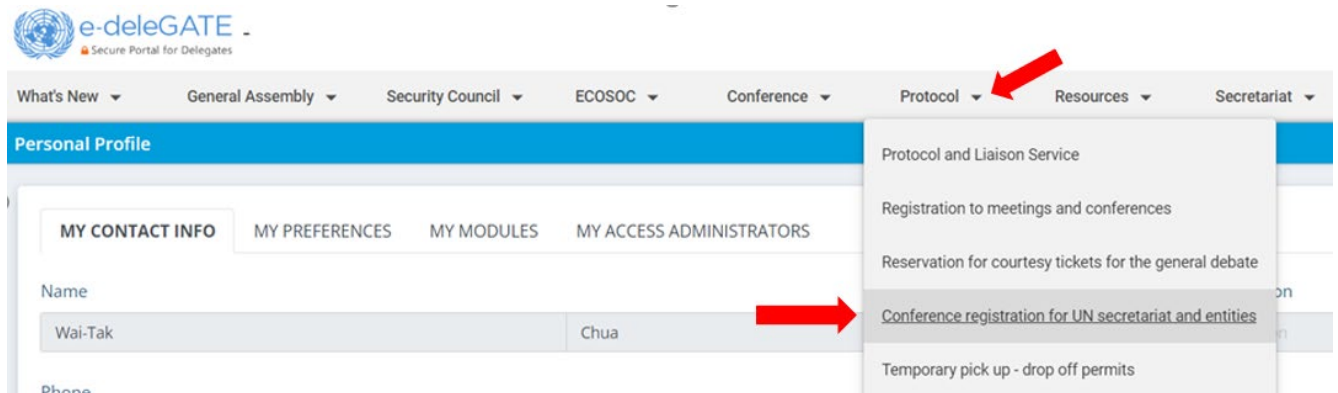
All registrations are processed via the eDeleGATE portal. Please log on to the portal directly at <https://edelegate.un.int>.



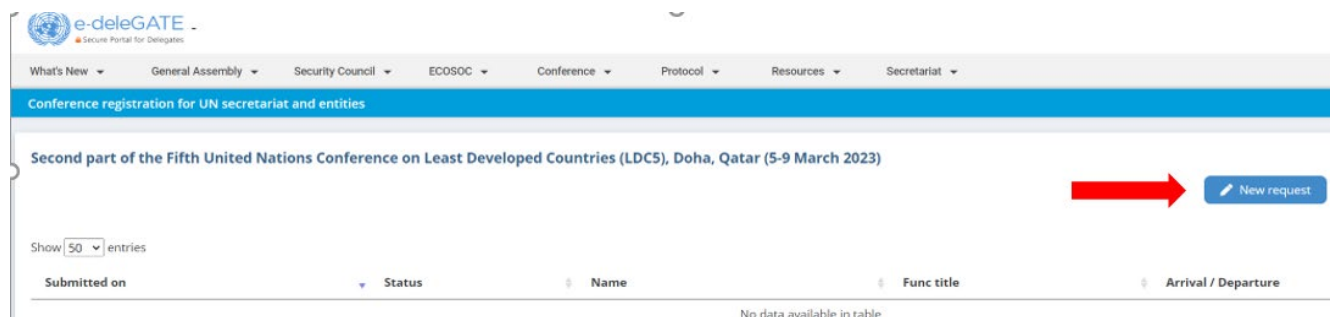
- (i) UN staff with emails ending in **@un.org**, please select **“UN Staff (Azure AD)”** [see A below].
- (ii) UN staff with emails ending in **@various UN domains** (e.g. @undp.org), please select **“For delegates”** [see B below].

A. UN staff with @un.org accounts may access the portal with their UniteID password. Please follow (i) and then follow the steps below to access the registration form:

- (1) Select “Conference registration for UN secretariat and entities” under the “Protocol” tab



- (2) Select “New Request”, the LDC5 registration form will automatically appear.



(3) Choose “I am a UN staff servicing the conference” or “I am a UN staff participating in the conference” depending on your role and fill in your details.

← Back

Second part of the Fifth United Nations Conference on Least Developed Countries (LDC5), Doha, Qatar (5-9 March 2023)

I am a UN staff servicing the conference
 I am a UN staff participating in the conference

STEFF MEMBER DETAILS

Title *

First name *

Last name *

(4) Upload the required documentation*

* Authorization letter / letter of nomination issued by their respective department (director, head of the office, etc.) OR * Memo listing servicing staff to the conference

AND

* Photo

Authorization letter signed by the principal of the department / office *

+ Choose

Photo *

+ Choose

✓ Submit

(5) Click submit.

(6) Your registration will be reviewed, and you will receive an approval or rejection email shortly.

B. **UN staff with emails ending in @various UN domains (e.g. @undp.org, etc.), who DO NOT have access to the edeleGATE portal, must create an account first. To do so, go to <https://edelegate.un.int/uns/create> to create an account and after you have received a temporary password, log on to the portal at <https://edelegate.un.int> and follow (ii). Then follow the steps below to access the registration form:**

(1) Click on “Protocol”

Protocol

Personal Profile

MY CONTACT INFO MY PREFERENCES MY MODULES MY ACCESS ADMINISTRATORS

Name

Mission/Organization

(2) Select "Conference registration for UN secretariat and entities" under 'Protocol'

The screenshot shows the e-deleGATE - UAT interface. At the top left is the logo and text "e-deleGATE - UAT" with "Secure Portal for Delegates" below it. A "Protocol" dropdown menu is open, showing "Protocol and Liaison Service" and "Conference registration for UN secretariat and entities" (indicated by a red arrow). Below the menu are links for "MY MODULES" and "MY ACCESS ADMINISTRATORS". The main form area contains input fields for "Name", "Mission/Organization", "Phone", and "Email". There are also "Change password" and "Save" buttons.

(3) From here, continue by following the same steps from A - (2) to (6) above.

The screenshot shows the e-deleGATE - UAT interface. At the top left is the logo and text "e-deleGATE - UAT" with "Secure Portal for Delegates" below it. A navigation bar contains links for "What's New", "General Assembly", "Security Council", "ECOSOC", "Conference", "Protocol", "Resources", and "Secretariat". The main heading is "Conference registration for UN secretariat and entities". Below this is the title "Second part of the Fifth United Nations Conference on Least Developed Countries (LDC5), Doha, Qatar (5-9 March 2023)". A "New request" button is highlighted with a red arrow. Below the title is a "Show 50 entries" dropdown. Below that is a table with columns: "Submitted on", "Status", "Name", "Func title", and "Arrival / Departure". The table is currently empty, with the text "No data available in table" displayed below it.