

Employee Services

Map | Directory | Index

Click [Benefits and Payment](#).

Status Overview

You can display an overview of the status of your open processes here.

Entitlements

In this area, you can access to your entitlements

Life and Work Events

Guides you through a number of Life and Work Events from a birth of a child to beginning work at a new company.

Time Management

In this area, you can use services to record

Personal Information

In this area, you can use services to maintain and display your personal data.

Benefits and Payment

Display the plans in which you are currently enrolled, enroll in new benefit plans, and download an enrollment form. Display your salary statement.

Travel , Shipment and Expenses

In the area, you can handle and process travel requests, shipment, travel plans, and expense reports.

Quick Links
Traveler Work Center

Benefits and Payment

Back

Click [Initial Appointment](#).

Benefits

[Initial Appointment](#)

On the Initial Appointment form you can view and select health insurance for you and your eligible dependents and life insurance for you.

[Appointment - Life](#)

On the Appointment - Life form you can view and select life insurance for you.

[Participation Overview](#)

In this area you can view the health and life insurance plans in which you are enrolled.

[Confirmation form](#)

Once you have completed your health and/or life insurance selection you may print a confirmation statement for your records.

Payment

[Display Salary Statement](#)

You can view your most recent salary statement here.

[Display Planned Recoveries](#)

Additional Information

Our website can provide you d Insurance options available.

[Health and Life Insurance w](#)

Search or enter web address

Enrollment

1 Plan Selection | 2 Review Enrollment

Previous | **Review Enrollment**

Click to select the type of insurance.

In this area, you can view the enrollment options available to you. Whenever, you edit a plan the available options will display. In

Type	Enrollment Validity	Costs	Remarks
<input type="checkbox"/> 0001	Medical	Enroll	
<input type="checkbox"/> 0002	Dental	Enroll	

The amounts in this column contain estimated contributions only. The amounts shown may differ from the amounts shown on your paycheck.

[Add Plan](#) | [Edit Plan](#) | [Remove Plan](#)

Enrollment



◀ Previous Review Enrollment ▶

In this area you are able to select your benefits from the options available to you. Whenever, you edit a plan th

Type	Plan	Enrollment Validity	Costs	Remarks
▼ 0001	Medical Enroll			
▼ 0002				

Click **Add Plan** to start the enrollment process.

The amounts in the column contain estimated contributions only. The amounts shown may differ from the amo

Add Plan Edit Plan Remove Plan

Click **Exit to Plan Selection** to select the insurance plan.

◀ Prev Exit to Plan Selection Select Dependents ▶

Offer for Medical


<input type="checkbox"/>	Aetna Open Choice PPO/POS	
<input type="checkbox"/>	Empire Blue Cross PPO	
<input type="checkbox"/>	Waive Medical	

Aetna Open Choice PPO/POS - choose plan options (starts on 05.05.2014)

Enrollment date Immediate 1st of following month

Option text	Dep.cover.text	Staff Member Cost	UN Subsidy	Payroll Currency
Aetna Health	SM only	553.78	391.76	USD
Aetna Health	SM + 1 Dep	966.91	920.11	USD
Aetna Health	SM + Family	1,079.88	1,281.50	USD

Enrollment



◀ Previous Exit to Plan Selection Select Dependents ▶

Offer for Medical

<input type="checkbox"/>	Aetna Open Choice PPO/POS	
<input type="checkbox"/>	Empire Blue Cross PPO	
<input type="checkbox"/>	Waive Medical	

Empire Blue Cross/Blue Shield Medical - choose plan options (starts on 05.05.2014)

Enrollment date Immediate 1st of following month

Option text	Dep.cover.text	Staff Member Cost	UN Subsidy	Payroll Currency
Empire Blue Cross/Blue Shield Medical	SM only	379.90	259.06	USD
Empire Blue Cross/Blue Shield Medical	SM + 1 Dep	673.40	601.42	USD
<input type="checkbox"/>	Blue Cross/Blue Shield Medical	858.36	992.52	USD

Enrollment

1 a b

Plan Selection Plan Adjustment Select Dependents Plan Selection

Previous Exit to Plan Selection Select Dependents

Offer for Medical

<input type="checkbox"/>	Aetna Open Choice PPO/POS	
<input checked="" type="checkbox"/>	Empire Blue Cross PPO	
<input type="checkbox"/>	Waive Medical	

Click **Select Dependents** to select the appropriate dependents.

Empire Blue Cross PPO - choose plan options (starts on 05.05.

Enrollment date Immediate 1st of following month

Option text	Dep.cover.text	Staff Member Cost	UN Subsidy	Payro
<input type="checkbox"/>	Blue Cross/Blue Shield Medical SM only	379.90	259.06	USD
<input type="checkbox"/>	Blue Cross/Blue Shield Medical SM + 1 Dep	673.40	601.42	USD
<input checked="" type="checkbox"/>	Blue Cross/Blue Shield Medical SM + Family	858.36	992.52	USD

BN_Enrollment_Health - Microsoft Edge

http://unsapuperform.umoja.un.org/ucontent/3f223d5985414480b5595ccb29f9aae4_en-US/

Enrollment

1 a b 1 2

Plan Selection Plan Adjustment Select Dependents Plan Selection Review Enrollment

Previous Add Plan to Selection Check Spouse BENEFITS

Name	Relationship	Select
Spouse BENEFITS	Spouse & Rel.-Recog.	<input type="checkbox"/>
Child BENEFITS	Child	<input type="checkbox"/>

BN_Enrollment_Health - Microsoft Edge

Search or enter web address

Enrollment

1 a b 1 2

Plan Selection Plan Adjustment Select Dependents Plan Selection Review Enrollment

Previous Add Plan to Selection Check Child BENEFITS

Name	Relationship	Select
Spouse BENEFITS	Spouse & Rel.-Recog.	<input checked="" type="checkbox"/>
Child BENEFITS	Child	<input type="checkbox"/>

Enrollment

1 Plan Selection Plan A **Select Dependents** Plan Selection 2 Review Enrollment

◀ Previous **Add Plan to Selection**

Name	Relationship	Select
Spouse BENEFITS	Spouse & Rel.-Recog.	<input checked="" type="checkbox"/>
Child BENEFITS	Child	<input checked="" type="checkbox"/>

Click **Add Plan to Selection** to add the insurance plan.

BN_Enrollment_Health - Microsoft Edge

Search or enter web address

Enrollment

1 Plan Selection 2 Review Enrollment

◀ Previous **Review Enrollment**

In this area you are able to select your benefits from the options available to you. Whenever, you edit a plan the available options will display. In addition, when applicable, you will see the options available to you.

Type	Enrollment Validity	Costs	Remarks
Medical	Starts on 05.05.2014 Empire Blue Cross PPO	858.36 USD Monthly	Blue Cross/Blue Shield Medical - SM + Family
Dental	Enroll		

The amounts in this column contain estimated contributions only. The amounts shown may differ from the amounts shown on your paycheck.

Add Plan Edit Plan Remove Plan

Click **Add Plan** to select the type of insurance.

Search or enter web address

Enrollment

1 Plan Selection 2 Review Enrollment

◀ Previous **Review Enrollment**

In this area you are able to select your benefits from the options available to you. Whenever, you edit a plan the available options will display. In addition, when applicable, you will see the options available to you.

Type	Enrollment Validity	Costs	Remarks
Medical	Starts on 05.05.2014 Empire Blue Cross PPO	858.36 USD Monthly	Blue Cross/Blue Shield Medical - SM + Family
Dental	Enroll		

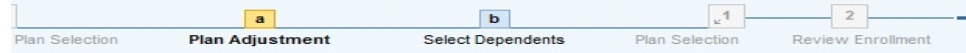
The amounts in this column contain estimated contributions only. The amounts shown may differ from the amounts shown on your paycheck.

Add Plan Edit Plan Remove Plan

Click **Add Plan** to start the enrollment process.

Search or enter web address

Enrollment



Previous | [Exit to Plan Selection](#) | [Select Dependents](#)

Options for Dental

Cigna Dental PPO	
Cigna Dental PPO Alone	
Waive Dental	

Click [Select Dependents](#) to select the appropriate dependents.

Cigna Dental PPO - choose plan options (starts on 05.05.2014)

Enrollment date Immediate 1st of following month

Option text	Dep.cover.text	Staff Member Cost	UN Subsidy	Payroll Currency
Cigna Dental PPO	SM only	35.44	27.96	USD
Cigna Dental PPO	SM + 1 Dep	62.02	64.78	USD
Cigna Dental PPO	SM + Family	95.25	109.49	USD

BN_Enrollment_Health - Microsoft Edge

Search or enter web address

Enrollment



Previous | [Add Plan to Selection](#) | [Check Spouse BENEFITS](#)

Name	Relationship	Select
Spouse BENEFITS	Spouse & Rel.-Recog.	<input type="checkbox"/>
Child BENEFITS	Child	<input type="checkbox"/>

BN_Enrollment_Health - Microsoft Edge

Search or enter web address

Enrollment



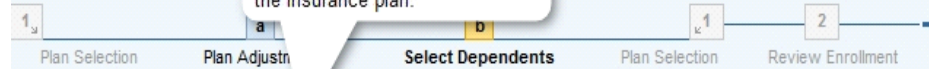
Previous | [Add Plan to Selection](#) | [Check Child BENEFITS](#)

Name	Relationship	Select
Spouse BENEFITS	Spouse & Rel.-Recog.	<input checked="" type="checkbox"/>
Child BENEFITS	Child	<input type="checkbox"/>

Search or enter web address

Enrollment

Click **Add Plan to Selection** to add the insurance plan.



◀ Previous **Add Plan to Selection**

Name	Relationship	Select
Spouse BENEFITS	Spouse & Rel.-Recog.	<input checked="" type="checkbox"/>
Child BENEFITS	Child	<input checked="" type="checkbox"/>

Enrollment

Click **Review Enrollment** to review the enrolled insurance plans.



◀ Previous **Review Enrollment**

In this area you are able to select your benefits from the options available to you. Whenever, you edit a plan the available options will display. In addition, when ap

Type	Plan	Enrollment Validity	Costs	Remarks
▼ 0001	Medical	Starts on 05.05.2014	Empire Blue Cross PPO 858.36 USD Monthly	Blue Cross/Blue Shield Medical - SM + Family
▼ 0002	Dental	Starts on 05.05.2014	Cigna Dental PPO 95.25 USD Monthly	Cigna Dental PPO - SM + Family

The amounts in this column contain estimated contributions only. The amounts shown may differ from the amounts shown on your paycheck.

[Add Plan](#) [Edit Plan](#) [Remove Plan](#)

Search or enter web address

Enr

Click **Save** to submit the insurance plan enrollments.



◀ Previous **Save**

A summary of the plan(s) you are enrolled in is listed below. If you are satisfied with your selection, submit it to complete the process. If you would like to chang

Selection for Open Enrollment

Plan	Enrollment Validity	Costs	Actions	Previous Plan
▼ Dental	Starts on 05.05.2014	Cigna Dental PPO 95.25 USD Monthly	Plan has been added to selection	
▼ Medical	Starts on 05.05.2014	Empire Blue Cross PPO 858.36 USD Monthly	Plan has been added to selection	

Search or enter web address

Enrollment

Your plan selections have been saved



[Previous](#) | [Save](#)

A summary of the plan(s) you are enrolled in is listed below. If you are satisfied with your selection, submit it to complete the process. If you would

Selection for Open Enrollment

Plan	Costs	Actions	Previous Plan
▼ Dental			
▪	95.25 USD Monthly	Plan has been added to selection	
▼ Medical			
▪ Starts 31.05.2014 Empire Blue Cross PPO	858.36 USD Monthly	Plan has been added to selection	

Click [Print Confirmation Form: All Plans](#) to print the insurance plans in a PDF file.

What do you want to do next?

[Go to Employee Self-Services homepage](#)

[Print Confirmation Form: All Plans](#)

[UNHQ's Health and Life Insurance website](#)

Enrollment



[Previous](#) | [Save](#)

Benefits confirmation

United Nations
Mr
Employee BENEFITS
Address
City

Date
31.05.2014