

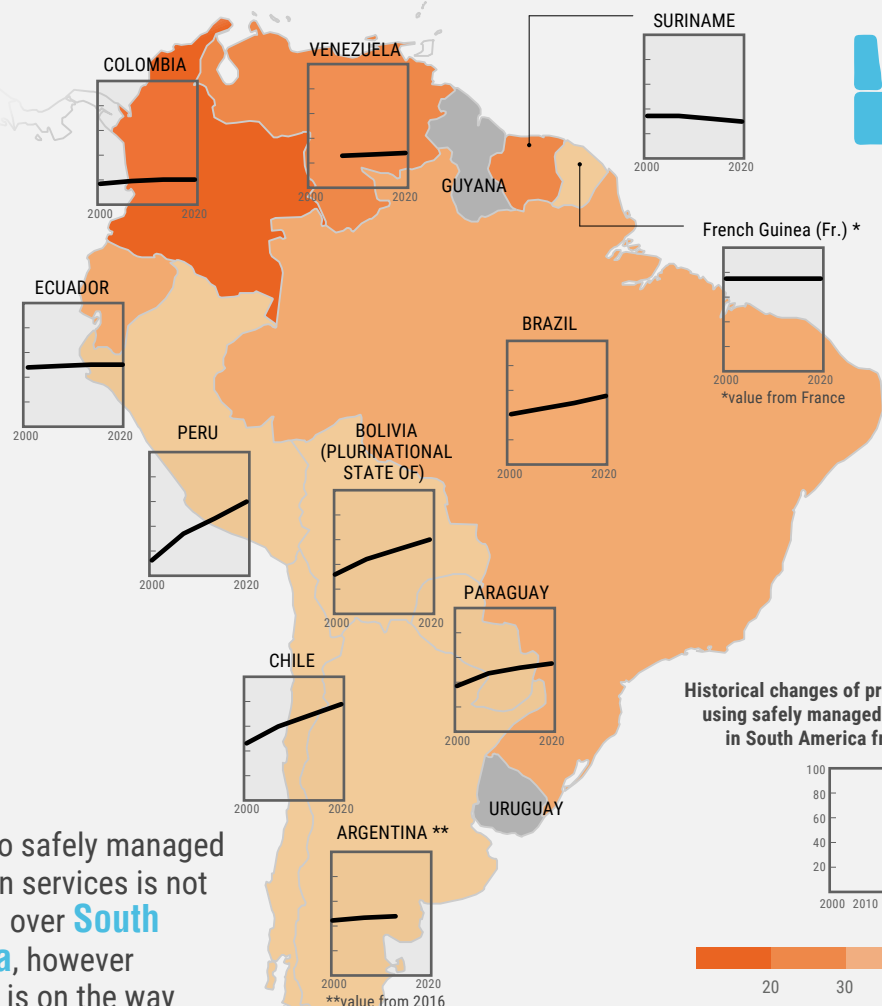
ENSURE ACCESS TO WATER AND SANITATION FOR ALL



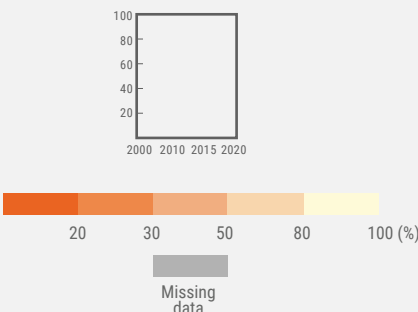
By 2030, ensure availability and sustainable management of water and sanitation for all

Proportion of population using (a) safely managed sanitation services (%)

Meeting drinking water, sanitation, and hygiene targets by 2030 requires **4x increase** in the pace of progress
2.8 billion people will lack safely managed sanitation in 2030 at current rates



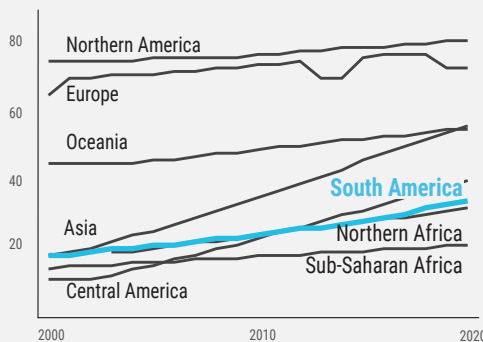
Historical changes of proportion of population using safely managed sanitation services in South America from 2000 to 2020



Source : UN Statistics Division, 2020



Temporal trend of proportion of population using safely managed sanitation services by sub-regions from 2000 to 2020 (Percentage)



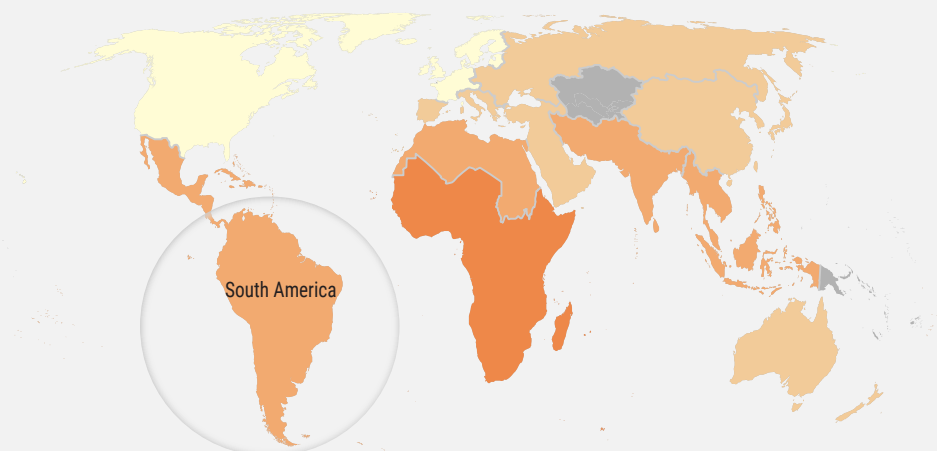
Source : UN Statistics Division, 2000-2020



▲ Safe reopening of schools in Serrinha, in the northeastern state of Rio Grande do Norte, in Brazil

UNICEF Photo-Potter 2021

Proportion of population using safely managed sanitation services by sub-regions in 2020



Access to safely managed sanitation services is not universal over **South America**, however progress is on the way with an increased access to safely managed sanitation services with **18%** in 2000 to **34%** in 2020 for the region ▶