

DevInfo

A Database System to Monitor Human Development

Expert Group Meeting on Youth Development Indicators

New York, 14 December 2005



DevInfo



What is DevInfo ?

Key Elements of the Database System

Data Storage

National Repository, Common Database

Data Documentation

Indicator, Source, Map Metadata

Data Presentation

Tables, Maps, Graphs

Data Use

Decision Making, Programming



DevInfo

What is DevInfo ?

Key Elements of the Database System

Millennium Declaration

Millennium Development Goals

- 48 MDG indicators

- 25 years: 1990 to 2015

- All Countries

What is DevInfo ?

Key Elements of the Database System

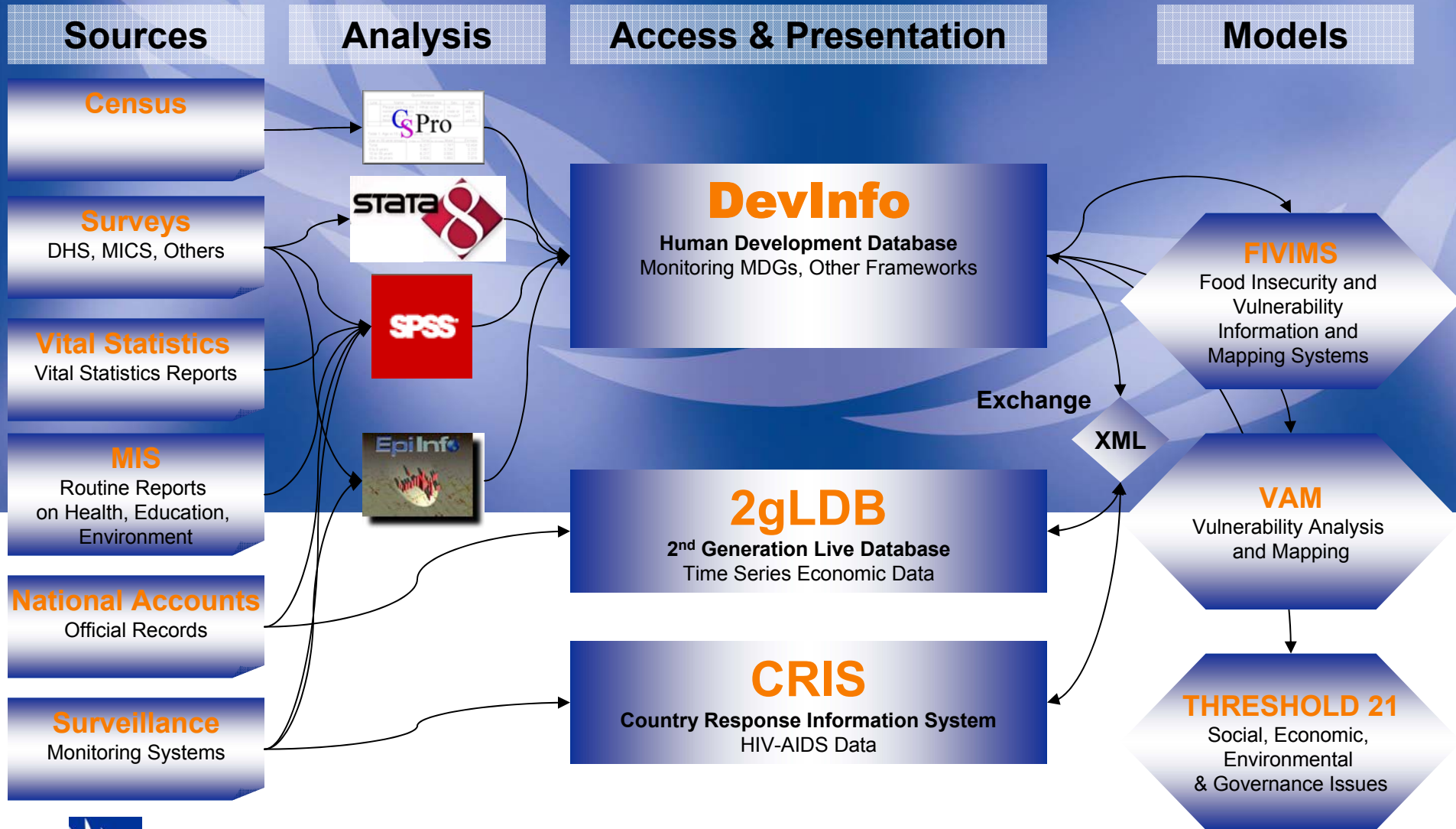
DevInfo Database System

User-Friendly Database on Human Development

- Global & user-defined goals
- Global & user-defined indicators
- Easily adapted to country specs
- Easy to share databases
- Ten levels of geography
- Integrated with MS Office
- Technical support team

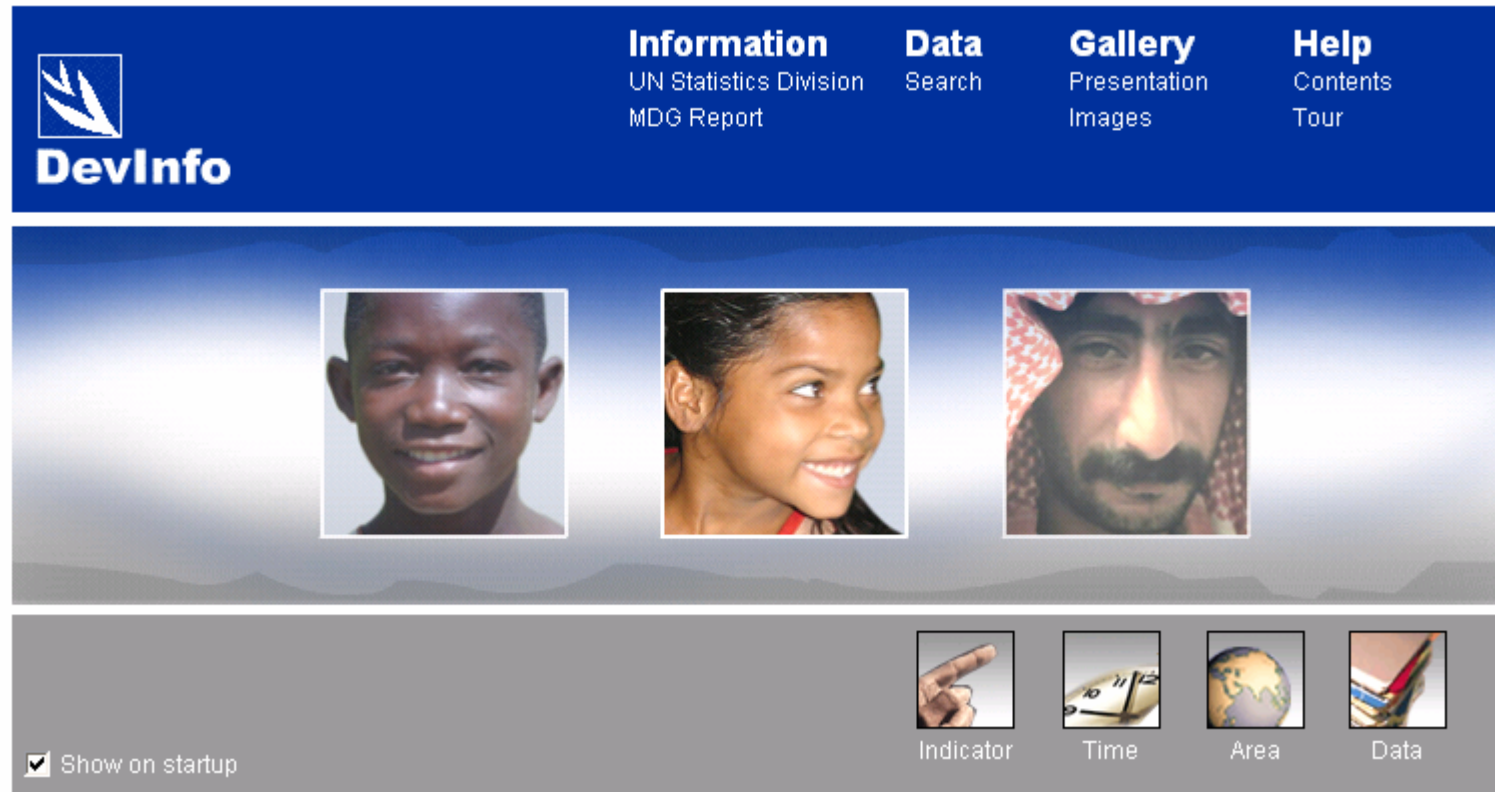
What is DevInfo ?

Key Elements of the Database System



What is DevInfo ?

Key Elements of the Database System



The screenshot displays the DevInfo web interface. At the top left is the DevInfo logo, which consists of a stylized leaf icon above the text "DevInfo". To the right of the logo is a navigation menu with four main categories: "Information" (with sub-items "UN Statistics Division" and "MDG Report"), "Data" (with sub-item "Search"), "Gallery" (with sub-items "Presentation" and "Images"), and "Help" (with sub-items "Contents" and "Tour"). Below the navigation menu is a horizontal banner featuring three portrait photographs of diverse individuals. At the bottom of the interface is a grey bar containing a checkbox labeled "Show on startup" and four icons representing different data categories: "Indicator" (a hand pointing), "Time" (a clock face), "Area" (a globe), and "Data" (a stack of papers).

What is DevInfo ?

Key Elements of the Database System

The screenshot displays the DevInfo web application interface. At the top, there is a navigation bar with the title "DevInfo - [Indicators]" and a menu with "File", "Edit", "View", "Favorites", "Tools", and "Help". Below the menu is a toolbar with icons for "Back", "Forward", "Home", "Search", "Favorites", "Refresh", "Print", and "Help". The address bar shows the URL "localhost://DevInfo 4.0/DevInfo 4.0 MDG HDR SOWC SOWP WDR 2004.05.31 12h05.mdb".

The main content area features a navigation menu with the following items: "Sector", "Goal", "Conceptual Framework", "Theme", "Source", "Institution", and "Convention". The "Goal" item is currently selected.

Below the navigation menu, there are two panels. The left panel, titled "Goal", shows a tree view of the Millennium Development Goals. The right panel, titled "Available", shows a list of indicators related to the selected goal.

Goal

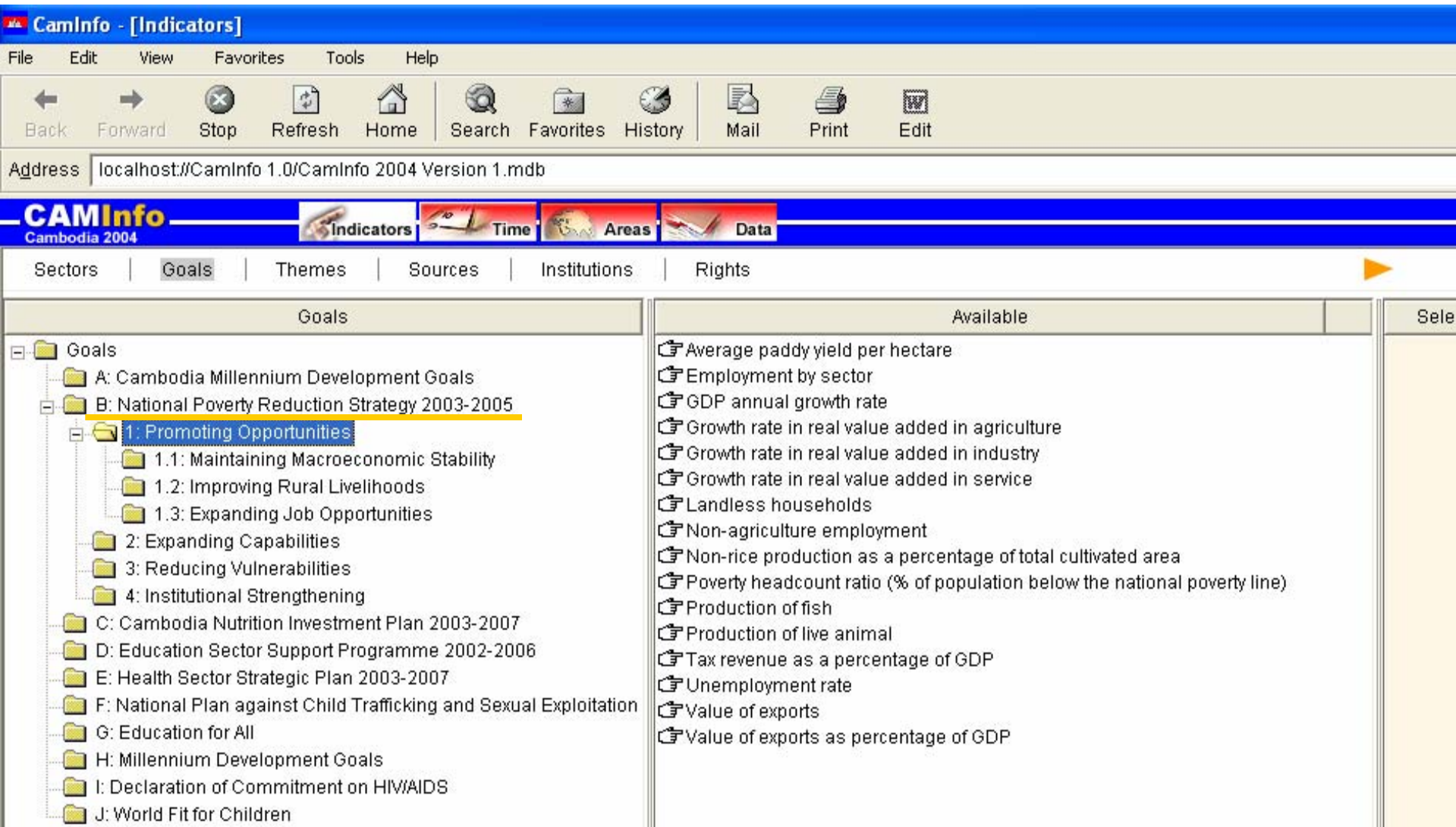
- Goal
- Millennium Development Goals
 - Goal 1. Eradicate extreme poverty and hunger
 - Target 1. Halve, between 1990 and 2015, the proportion of people whose income is less than one dollar a day
 - Target 2. Halve, between 1990 and 2015, the proportion of people who suffer from hunger
 - Goal 2. Achieve universal primary education
 - Goal 3. Promote gender equality and empower women
 - Goal 4. Reduce child mortality
 - Goal 5. Improve maternal health
 - Goal 6. Combat HIV/AIDS, malaria and other diseases
 - Goal 7. Ensure environmental sustainability
 - Goal 8. Develop a global partnership for development

Available

- Poverty gap ratio
- Poverty headcount ratio
- Proportion of population below \$1 (PPP) per day
- Share of poorest quintile in national consumption

What is DevInfo ?

Key Elements of the Database System



The screenshot displays the CamInfo web application interface. The browser title is "CamInfo - [Indicators]". The address bar shows "localhost://CamInfo 1.0/CamInfo 2004 Version 1.mdb". The application header includes the "CAMInfo Cambodia 2004" logo and navigation tabs for "Indicators", "Time", "Areas", and "Data". Below the header, there are menu items: "Sectors", "Goals", "Themes", "Sources", "Institutions", and "Rights".

The main content area is divided into two panels. The left panel shows a tree view of "Goals" with the following structure:

- Goals
 - A: Cambodia Millennium Development Goals
 - B: National Poverty Reduction Strategy 2003-2005
 - 1: Promoting Opportunities
 - 1.1: Maintaining Macroeconomic Stability
 - 1.2: Improving Rural Livelihoods
 - 1.3: Expanding Job Opportunities
 - 2: Expanding Capabilities
 - 3: Reducing Vulnerabilities
 - 4: Institutional Strengthening
 - C: Cambodia Nutrition Investment Plan 2003-2007
 - D: Education Sector Support Programme 2002-2006
 - E: Health Sector Strategic Plan 2003-2007
 - F: National Plan against Child Trafficking and Sexual Exploitation
 - G: Education for All
 - H: Millennium Development Goals
 - I: Declaration of Commitment on HIV/AIDS
 - J: World Fit for Children

The right panel, titled "Available", lists various indicators with checkboxes:

- Average paddy yield per hectare
- Employment by sector
- GDP annual growth rate
- Growth rate in real value added in agriculture
- Growth rate in real value added in industry
- Growth rate in real value added in service
- Landless households
- Non-agriculture employment
- Non-rice production as a percentage of total cultivated area
- Poverty headcount ratio (% of population below the national poverty line)
- Production of fish
- Production of live animal
- Tax revenue as a percentage of GDP
- Unemployment rate
- Value of exports
- Value of exports as percentage of GDP

DevInfo At Work

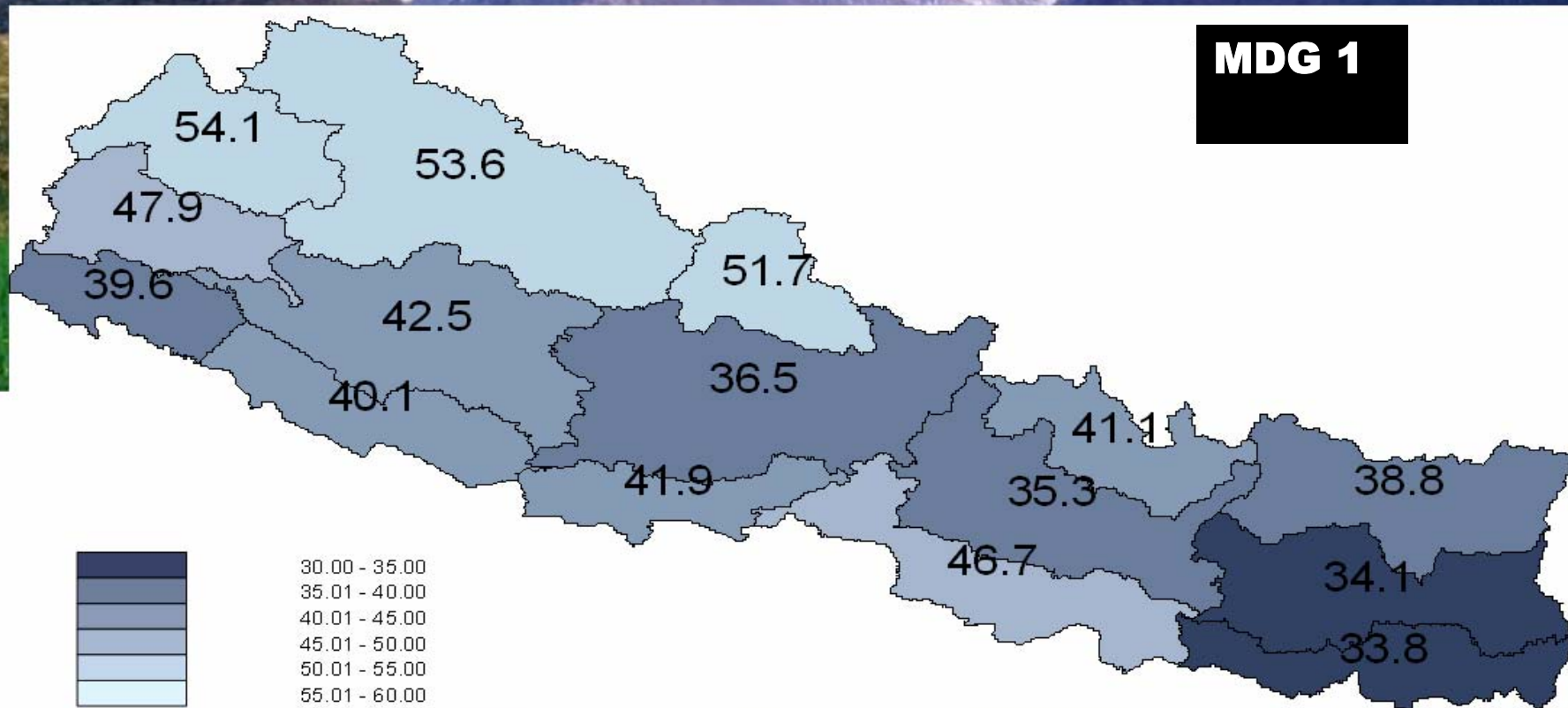
Database System for Monitoring Human Development

Monitoring at Subnational Level

Human Poverty

● Human Poverty Index

MDG 1



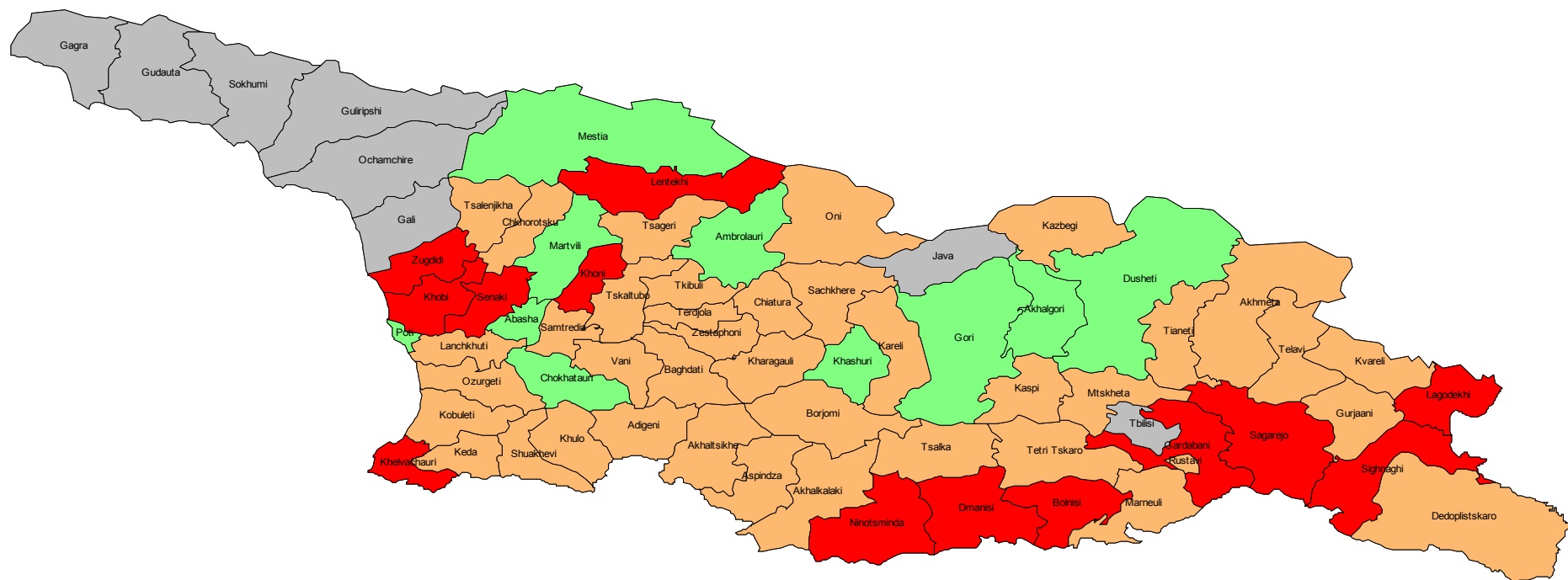
Note: The boundaries and the names shown and the designations used on these maps do not imply official endorsement or acceptance by the United Nations

DevInfo At Work

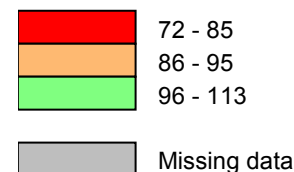
Database System for Monitoring Human Development

Gross enrolment ratio in basic education in Georgia 2001-2002

MDG 2



Percent



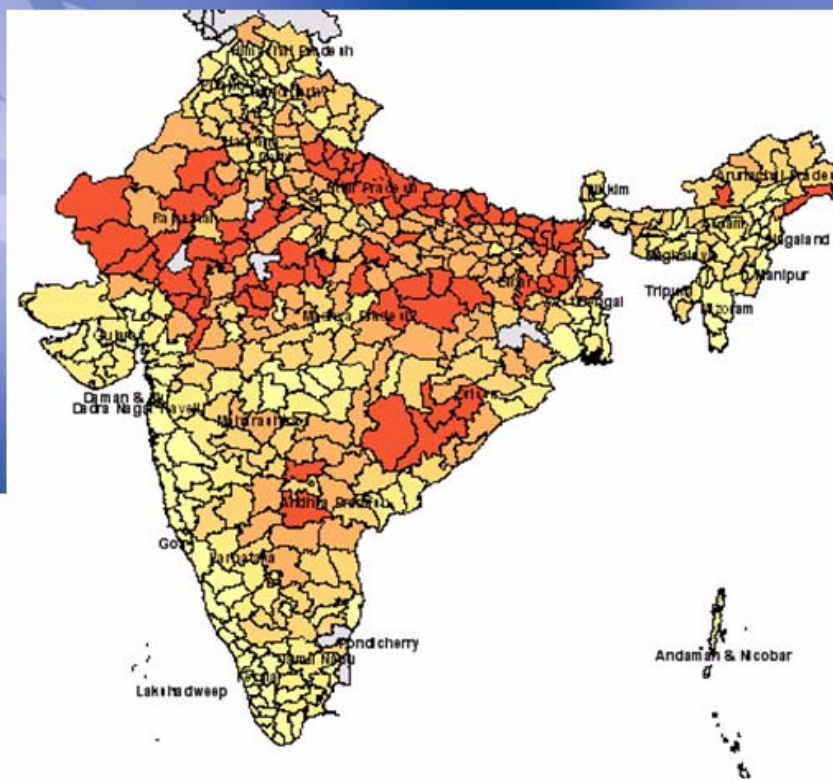
DevInfo

Note: The boundaries and names shown and the designations used on this map do not imply official endorsement or acceptance by the United Nations.

MDG 3

Promote Gender Equality & Empower Women

Risk assessment by mortality, fertility and gender issues



Female literacy rate

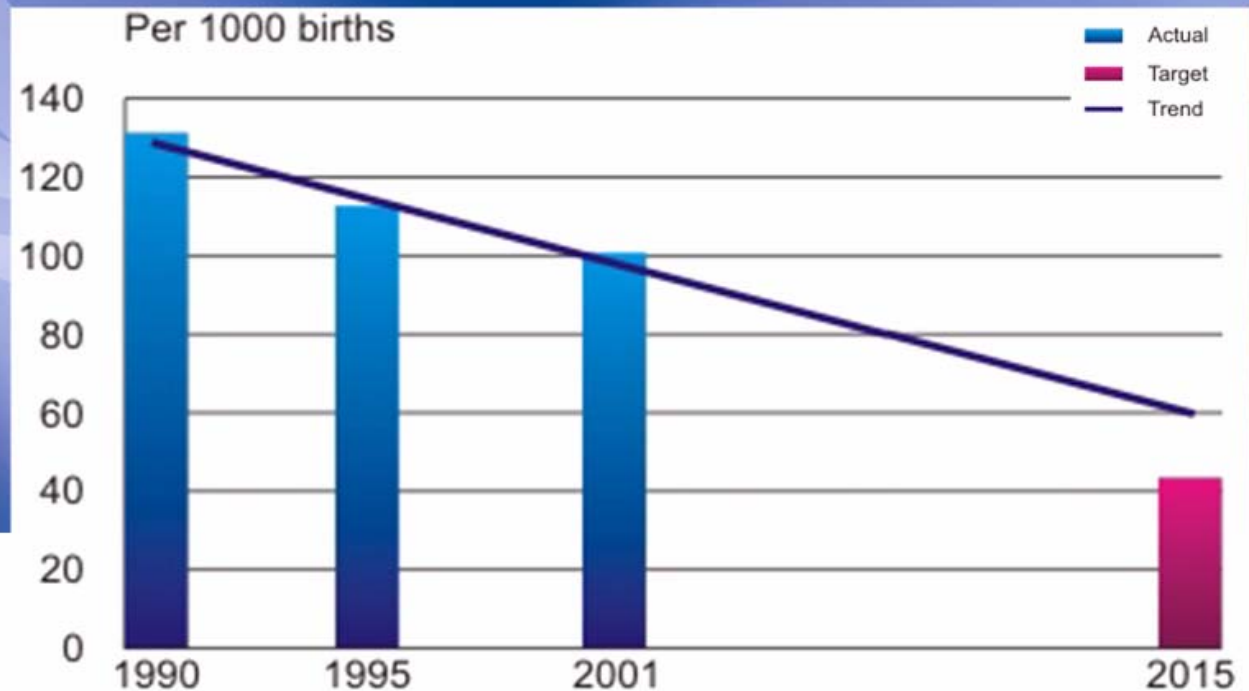
- < 21%
- 21 to 30
- 31 to 40
- 41 to 50
- > 50
- No Data



MDG 4

Reduce Infant & Child Mortality

Under five mortality rate

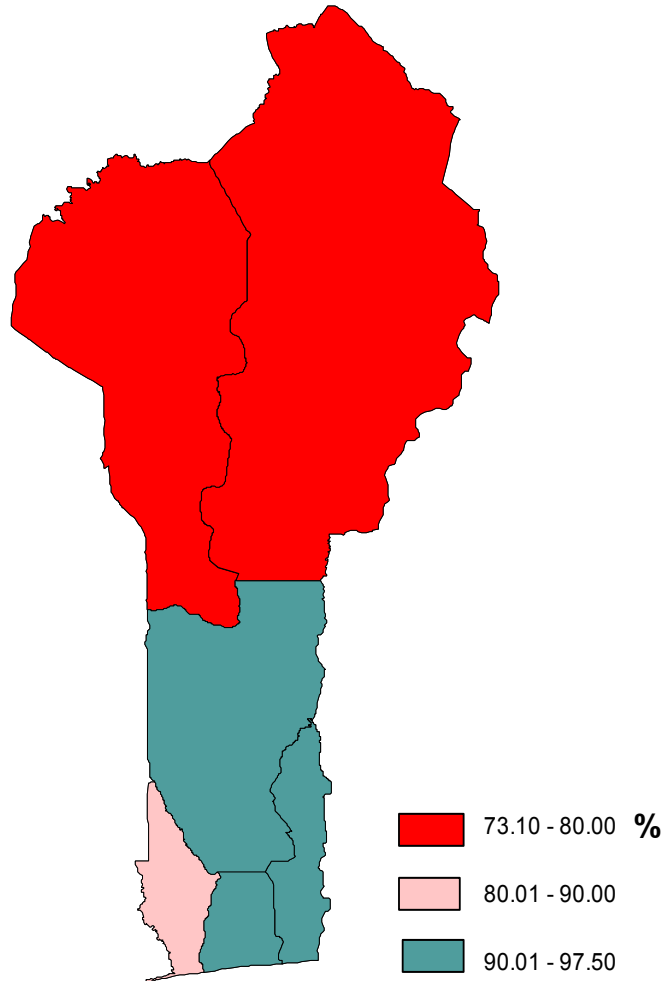


Mortality among children under five years has been decreasing but not fast enough to reach the target



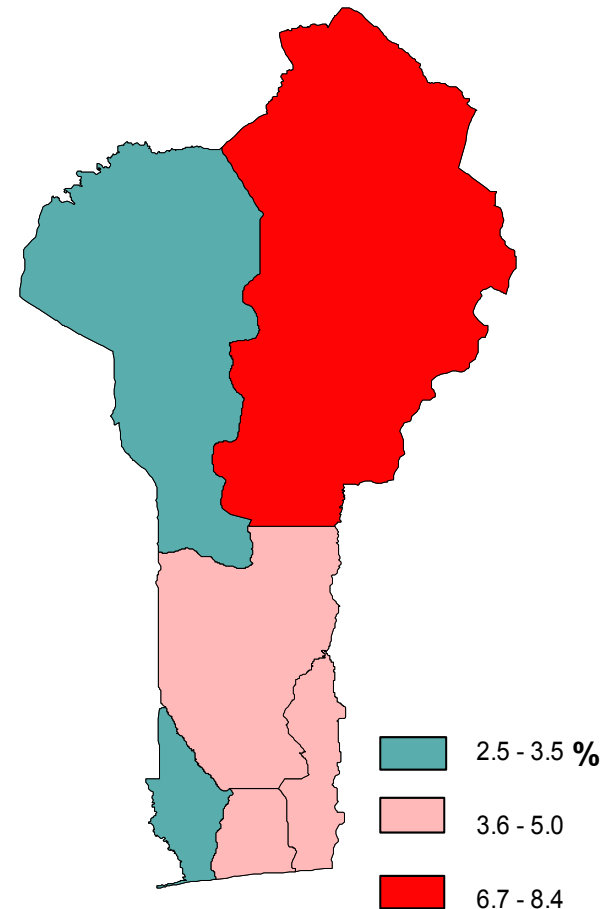
MDG 5

Proportion of births attended by skilled health personnel, Benin 2001



MDG 6

HIV prevalence among pregnant women aged 15-24 years, Benin 2001



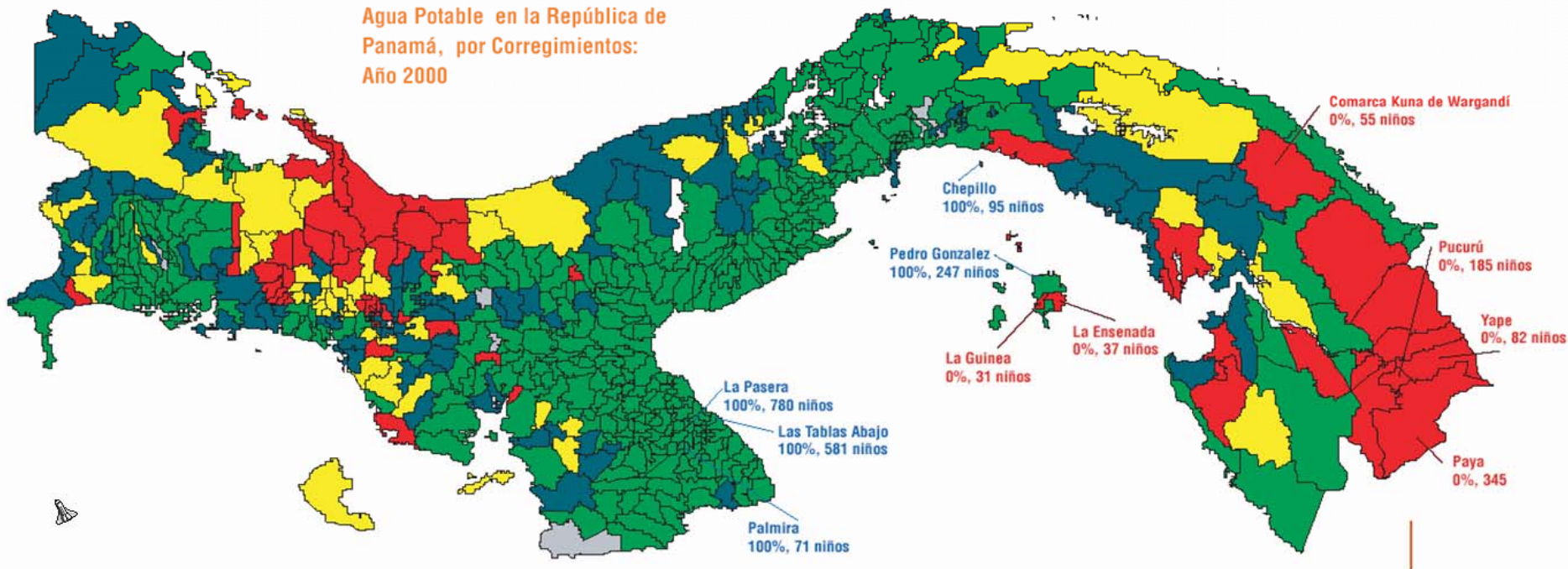


Panamá

Agua Potable

En promedio Panamá ha mantenido la cobertura de los servicios de agua potable en más del 80% durante el periodo 1980 - 2000. Sin embargo, al interior al país se pueden observar grandes disparidades. La desagregación de este promedio muestra que existen 55 corregimientos que tienen coberturas por debajo del 25% y otros 41 corregimientos en los cuales el servicio de agua potable fluctúa entre 25 y 50. El no acceso a estos servicios en los corregimientos del país, significa que 168,583 niños y niñas no disponen de agua potable segura y sí de ríos y pozos sin el adecuado tratamiento, con las consecuencias para su salud y desarrollo.

Porcentaje de Población con Acceso a Agua Potable en la República de Panamá, por Corregimientos: Año 2000

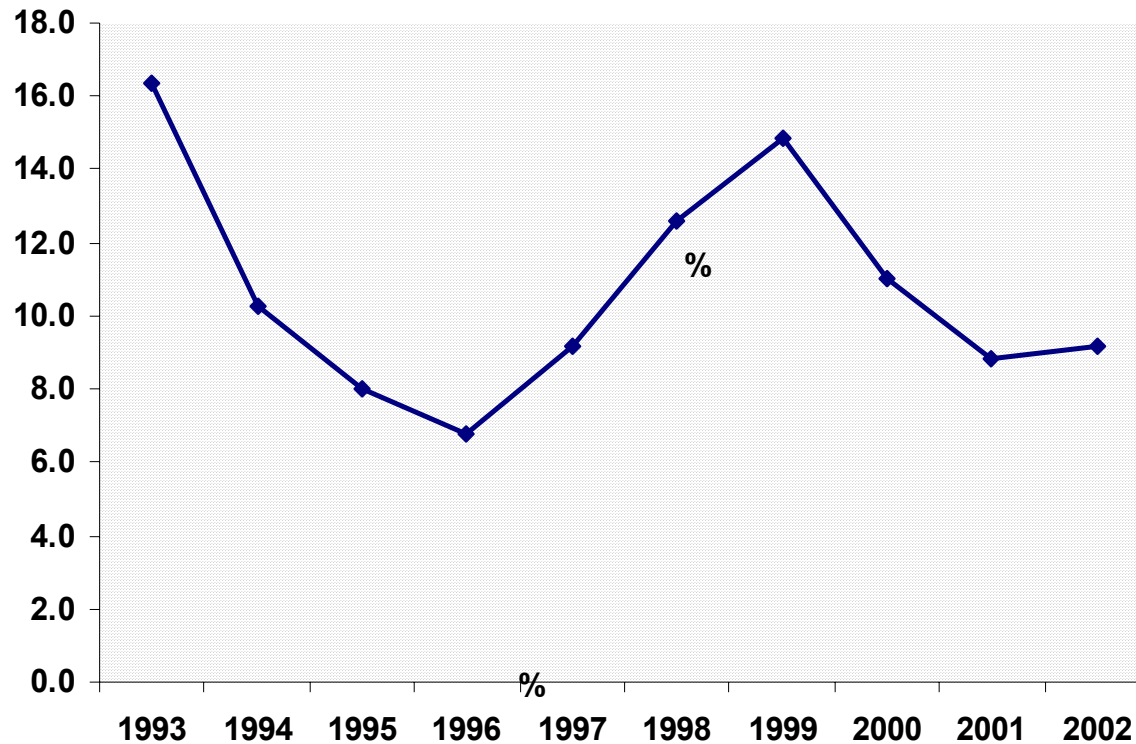


DevInfo At Work

Database System for Monitoring Human Development

MDG 8

*Debt service as a percentage of exports of goods and services, Benin
1993-2002*



DevInfo At Work

Zooming In on A Key Indicator

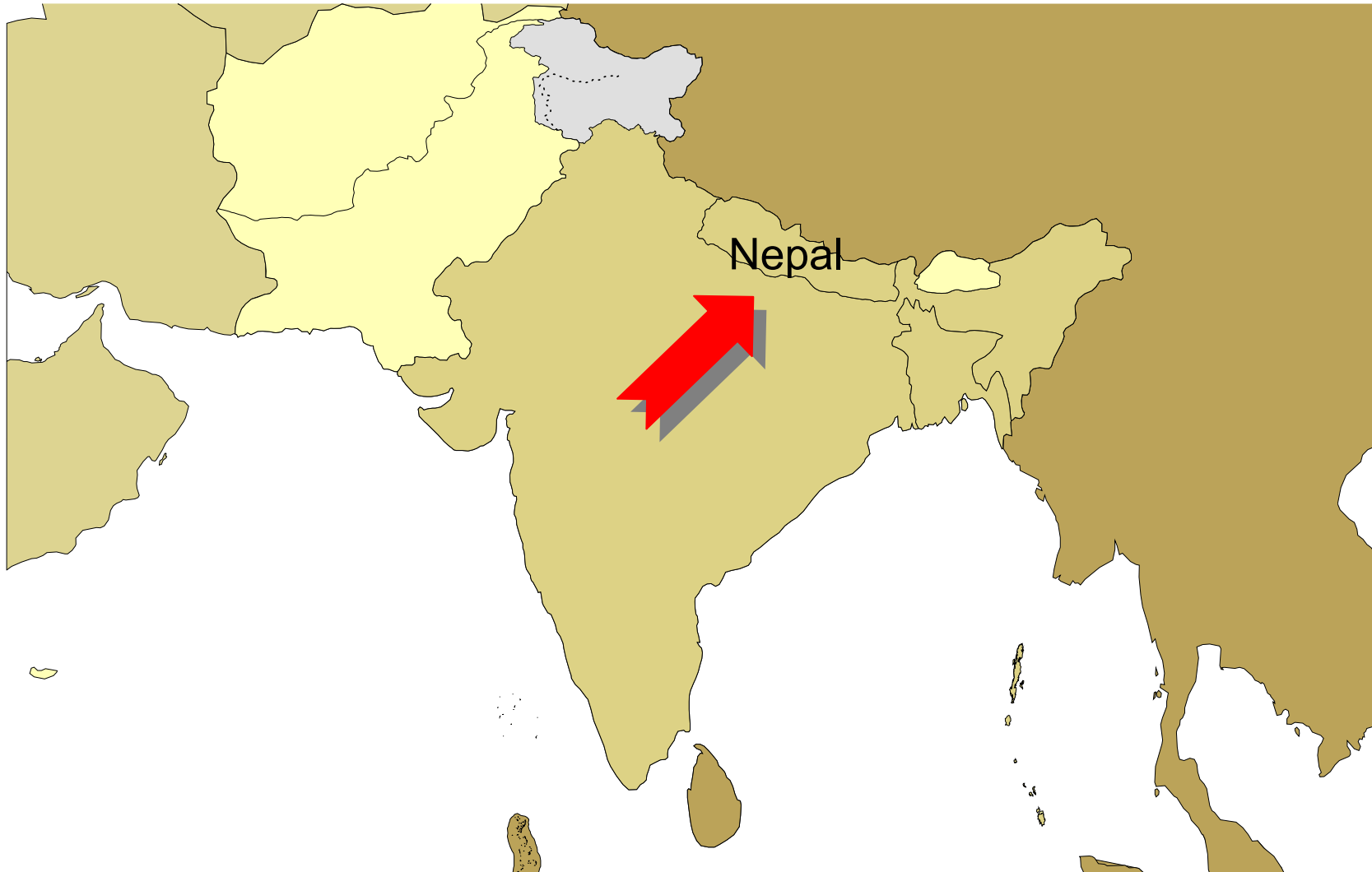


GER, Girls

- High
- Medium
- Low
- No data



DevInfo



GER, Girls

- High
- Medium
- Low
- No data

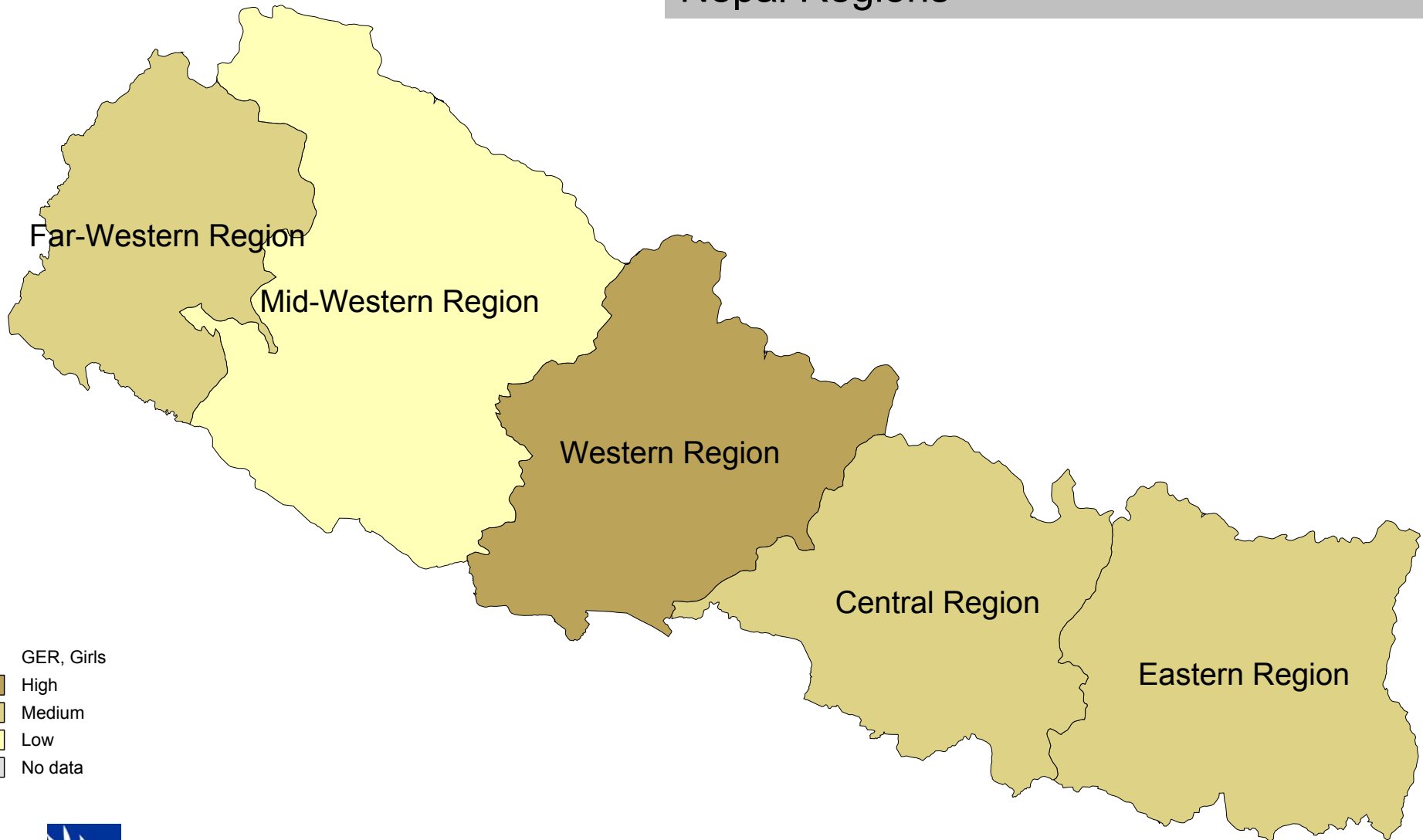


DevInfo At Work

Zooming In on A Key Indicator

National

Nepal Regions



GER, Girls

- High
- Medium
- Low
- No data



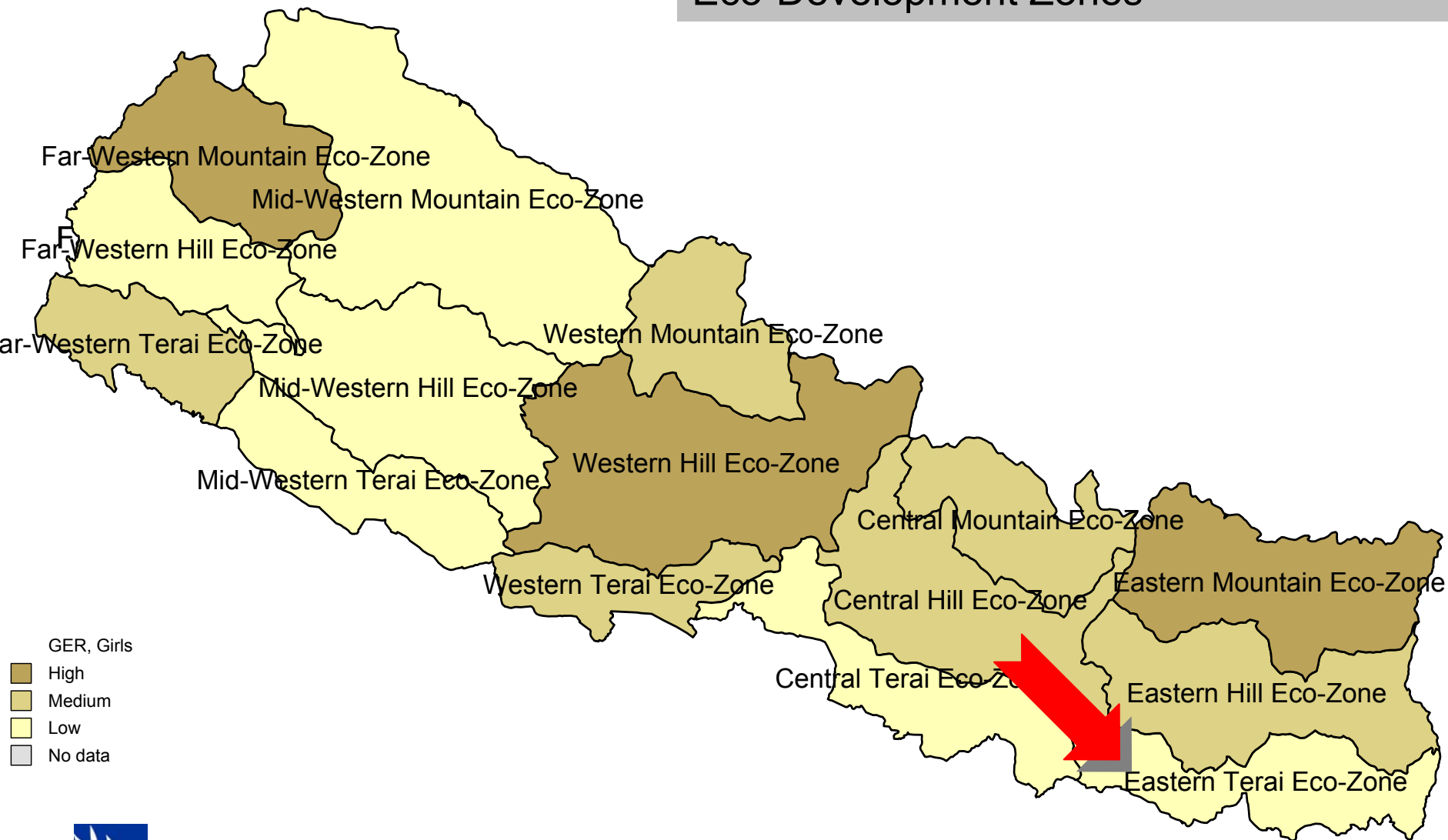
DevInfo

DevInfo At Work

Zooming In on A Key Indicator

Sub-National

Eco-Development Zones



GER, Girls

- High
- Medium
- Low
- No data



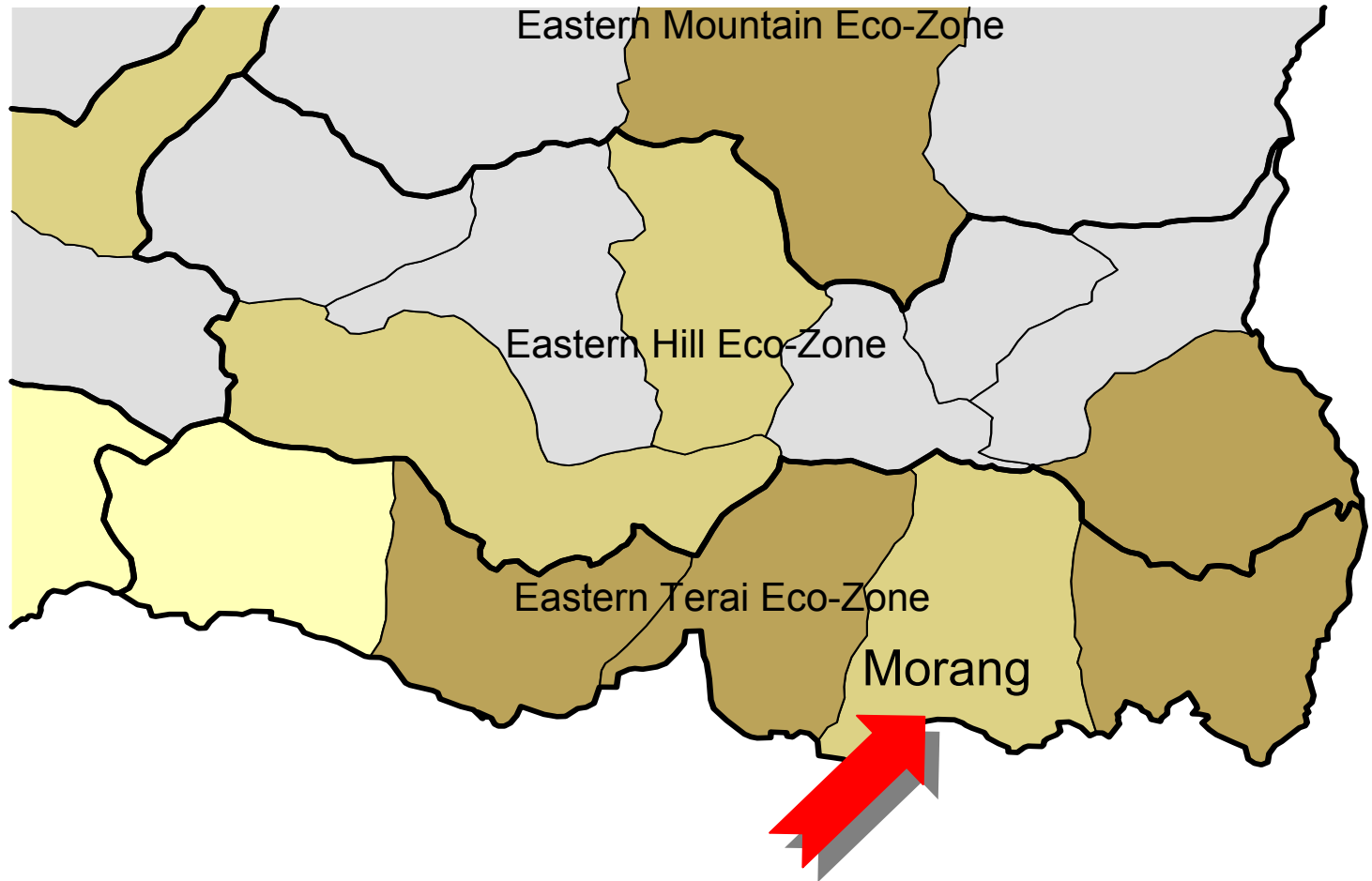
DevInfo

DevInfo At Work

Zooming In on A Key Indicator

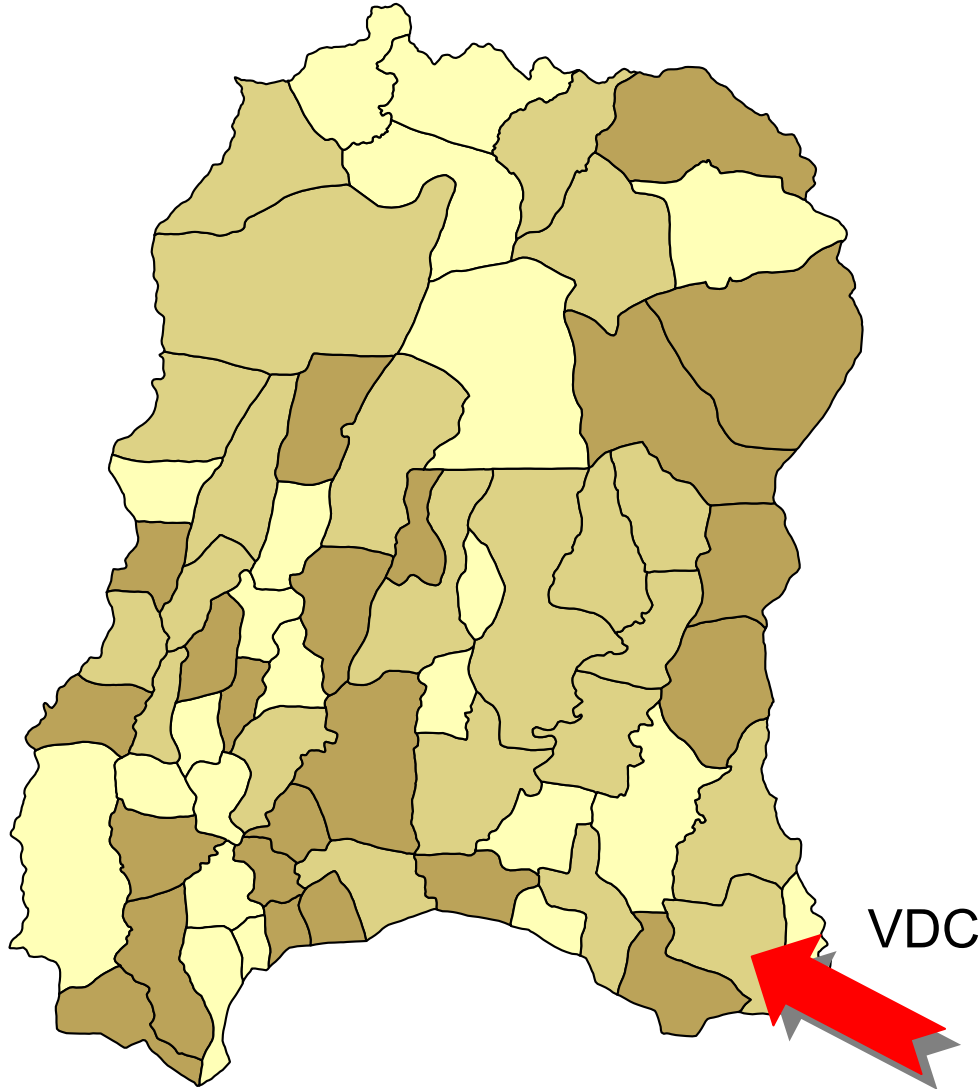
Districts

Eastern Terai Eco-Zone



Sub-Districts

Morang

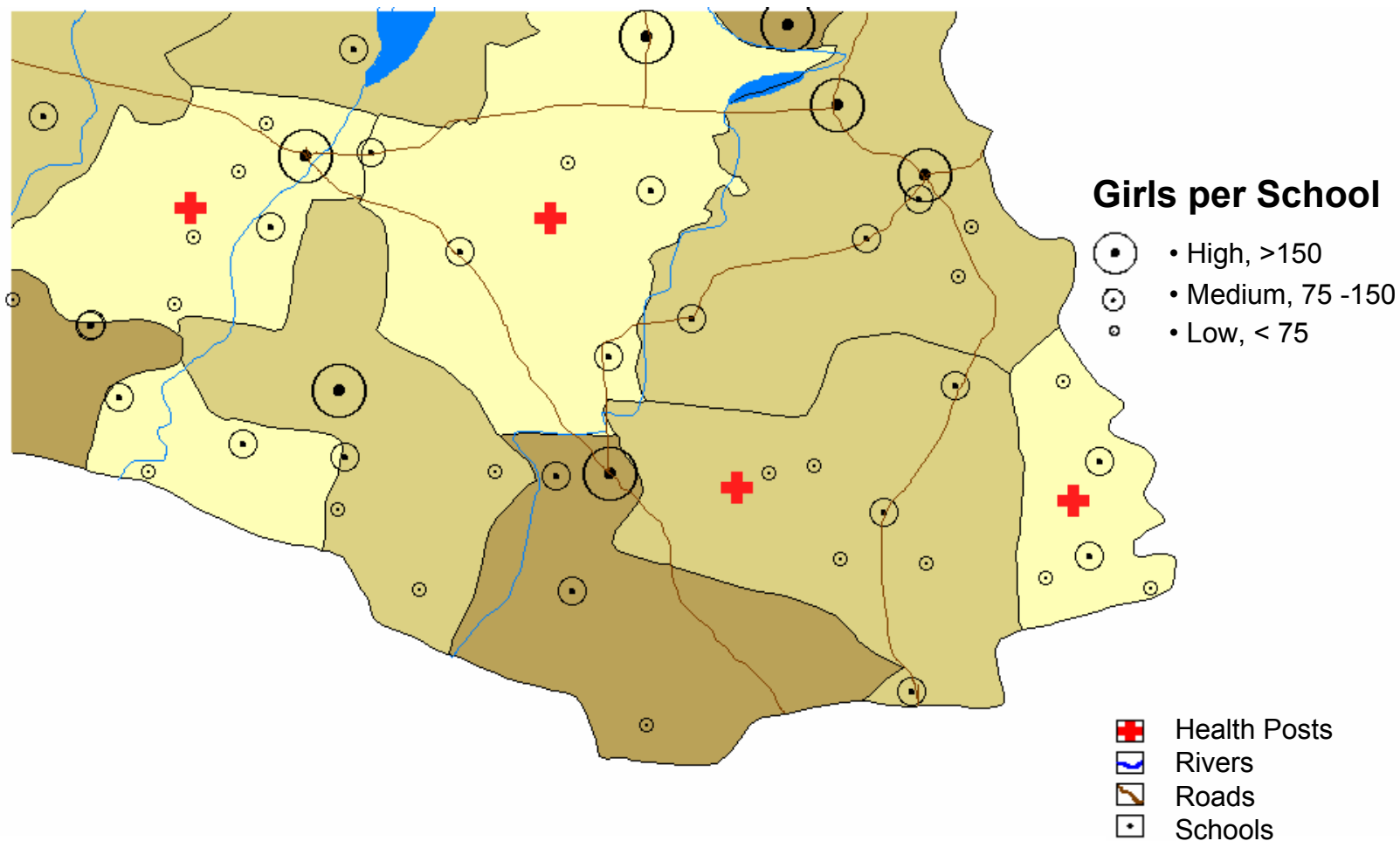


GER, Girls

- High
- Medium
- Low
- No data

Settlements

Morang VDCs



Targeting Vulnerable Groups

Risk Assessment

- Risk assessment wizard
- User-defined indicators
- Multiple sources
- National, sub-national data



Tanzania *Early Childhood Care*

Births attended by trained personnel



1

Tanzania *Early Childhood Care*

Births attended by trained personnel
Low birth weight



2

Tanzania *Early Childhood Care*

Births attended by trained personnel
Low birth weight
Underweight



3

Tanzania *Early Childhood Care*

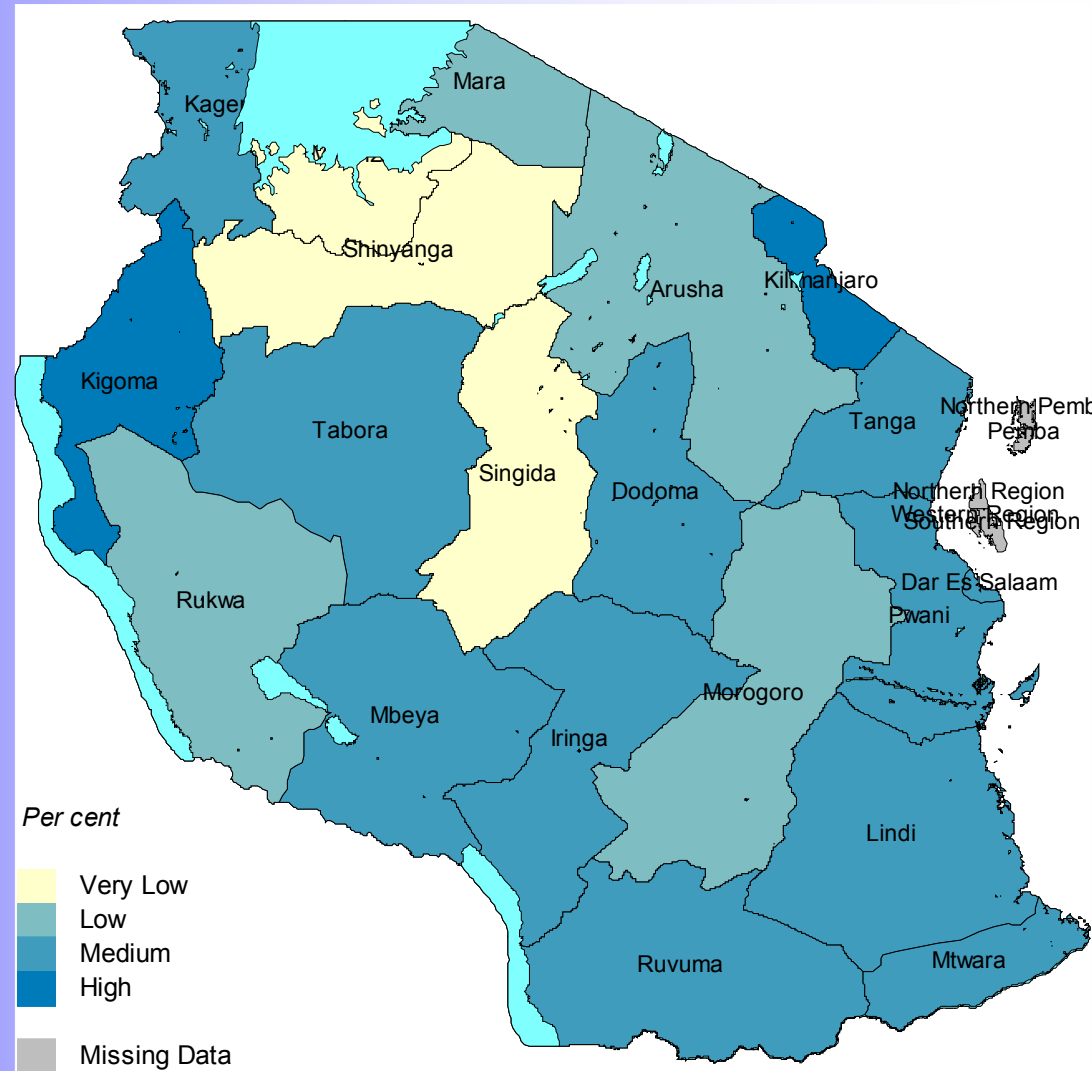
Births attended by trained personnel
Low birth weight
Underweight
Diarrhoea cases



4

Tanzania *Early Childhood Care*

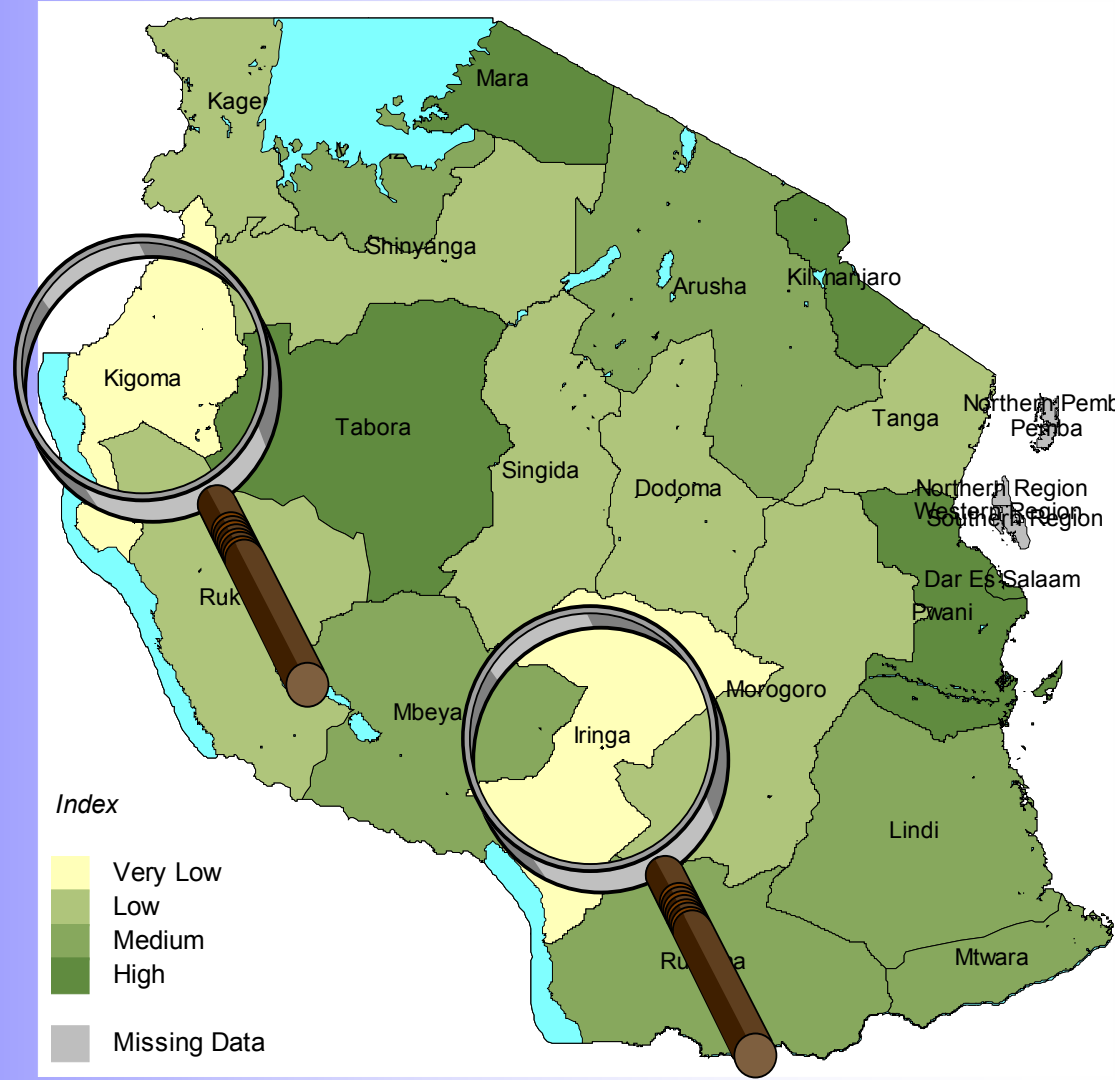
Births attended by trained personnel
Low birth weight
Underweight
Diarrhoea cases
DPT immunization



5

Tanzania *Early Childhood Care*

Risk areas



DevInfo Adaptations

Database System for National Statistical Offices and UN agencies


DevInfo

Information
Organization
Product

Data
Search

Gallery
Presentation
Images


Help
Contents
Tour



Show on startup

Indicator Time Area Data

MDG Info 2005



Information
Organization
Product

Data
Search

Gallery
Presentation
Images

Help
Contents
Tour



The Millennium Development Goals Report
UN Statistics Division

Indicators Time Area Data

CensusInfo
India 2001 Version 1



Information
General
CensusInfo

Data
Search

Gallery
Presentations
Reports
Images

Help
Contents
Tour
Helpdesk



Office of the Registrar General, India
2A, Mansingh Road
New Delhi 110011

Show on startup

Indicators Time Areas Data

DevInfoChina



Information
UN
DevInfo China

Data
Search

Gallery
Presentations
Reports
Images


Help
Contents
Tour
Helpdesk



Show on startup

Indicators Time Areas Data

MASEDA version 1.0




Information
UN
MASEDA

Data
Search

Gallery
Presentations
Reports
Images

Help
Contents
Tour
Helpdesk



Show on startup

Indicators Time Areas Data

GLOBAL URBAN OBSERVATORY

Information
Organization
Product

Data
Search

Gallery
Presentation
Images

Help
Contents
Tour

UrbanInfo



UN-HABITAT
United Nations Human Settlements Programme

Show on startup

Indicator Time Area Data

IPEC Info



Información
Organización
Producto

Datos
Buscar

Galería
Presentación
Imágenes

Ayuda
Contenido
Visita guía



Indicador Período Área Datos

DevInfo Adaptations

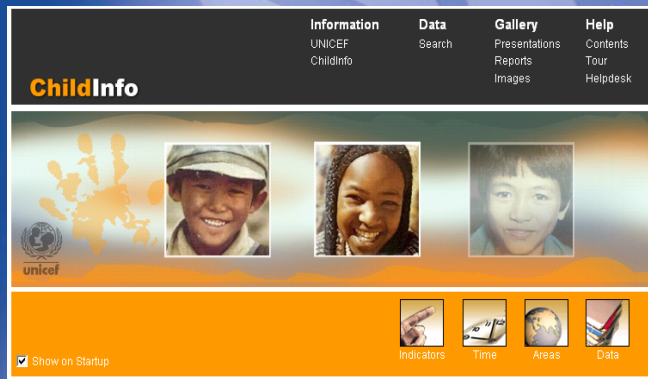
Adaptations of DevInfo Technology for National, Regional Databases



Milestones

UNICEF Delivers on Its Promise to the UN

Offered to UN



Launched at CEB



**UNICEF DPP/ITD
Quality Assurance,
Beta, Pilot Testing**

7 Nov 2002

30 Jan 2003

28 Aug 2003

7 Jan 2004

1 Mar 2004

2 Apr 2004

9 Jun 2004

**Assessment
Completed**

Clv3.5 to Div4.0

**Management Team
Appointed**

**General
Release**

UN Inter-Agency Implementation Strategy

Training and Technical Support



**Regional
Roll-Out
Workshops**

Middle East

East Asia

South Asia

Latin America

Asia

Africa

Latin America

Europe

NYHQ

**General
Release**

**Advanced
Training**

**2500+
trained**

9 Jun 2004

1 Dec 2005

East Africa 1

East Africa 2

West Africa

Europe 1

Europe 2

Regional ToT

Global

Regional

Sub-Regional

Country

CCA / UNDAF

NSO

UNCT

**Advanced
Country Level
Activities**



DevInfo



Collaborating Agencies

Strengthening Implementation Strategies

FUNDS & PROGRAMMES

UNDG

UNDP

UNFPA

UNICEF

WFP

UN Habitat

UNHCR

SPECIALIZED AGENCIES

ILO

UNHCHR

WHO

UNDESA

UN Statistics Division

ESCAP

ECE

UNESCO

UNODC

FAO

UNAIDS

OTHERS

World Bank

OAU

EU

OECD
Paris 21



[What is DevInfo?](#) | [FAQs](#) | [Events](#) | [Downloads](#) | [Articles](#) | [Contacts](#)

DevInfo is a database system which contains indicators, time periods and geographic areas organized to monitor global and national commitments to sustained human development

DevInfo supports -

- ✓ Global & user-defined indicators
- ✓ Multiple languages
- ✓ Customized name, logo, graphics

[more ▶▶](#)



DevInfo



DevInfo

For further information, please contact:

**Nicolas Pron
UNICEF DevInfo Project Manager
Division of Policy and Planning, Room 410
Three UN Plaza
New York NY 10017 USA**

Phone +1-212-326-7084

E-mail npron@unicef.org

or visit <www.devinfo.org>

United Nations Development Group
New York



UNICEF
New York



For further information please visit www.devinfo.org or contact:

Jesper Moller, DevInfo Project Manager
UN Development Group Office
Policy & Global Quality Standards Cluster
DC-1 Room 1866, One UN Plaza, New York
Ph. (+1 212) 906 5272
E-mail: jesper.moller@undp.org

Nicolas Pron
UNICEF DevInfo Project Manager
Division of Policy and Planning, Room 410
Three UN Plaza, New York
Ph. (+1-212) 326 7084
npron@unicef.org

