

*International Guide
to
Lobbying
for
Youth Representation
at the
United Nations
General Assembly*

Index

Forward

GUIDELINES

- 🌐 About this Guide
- 🌐 Terminology
- 🌐 Acronyms
- 🌐 UN Badges
- 🌐 What does Being a Youth Delegate Mean?
- 🌐 Selection Process vs. Mandate
- 🌐 Being a Young Lobbyist
- 🌐 How to...
- 🌐 External Factors in Lobbying
- 🌐 Building Invaluable Partnerships
- 🌐 How I Lobbied
- 🌐 Next Steps
- 🌐 Getting to Know the UN
- 🌐 The UN Organigram
- 🌐 The UN's Third Committee
- 🌐 The Commission for Social Development (CSocD)
- 🌐 Further Reading – Important Documents
- 🌐 Further Reading – the World Wide Web
- 🌐 International Organizations' Work on Youth
- 🌐 Forward to the Proposal
- 🌐 Cover Letter to the Proposal

PROPOSAL

- 🌐 Proposal for a Youth Delegate at the United Nations General Assembly

Forward

In 2005 I was completely oblivious to what a Youth Delegate is, as well as why it is important to have a YD at the UN, and what the role of young people in the world is.

My perception was about to change...

I first heard of Youth Delegates in early 2005 from a former youth delegate – Bremley Lyngdoh. Later on in the same year I attended Peace Child International's World Youth Congress in Stirling Scotland, where I learnt much more and was empowered and equipped to lobby my own government. I started lobbying in late 2005, and in August 2006 my place at the UN as Youth Delegate for Malta was confirmed.

This meant that I was present at the United Nations Headquarters for three weeks in October 2006; I was also at the Preparatory meeting that is held every year somewhere in Europe (in Norway in 2006), and through this I was responsible for PR matters where joint action was taken by the Youth Delegates.

As the first Youth Delegate from Malta there was no cushioning structure for me to fall back on – I created my own role. Not all Youth Delegates are this lucky; some are faced with strenuous and inflexible guidelines and mandates. However, in each case and in each country, a specific system has been developed, and through cross-feeding these systems shall continue to change and a better system created year after year.

This Guide, on the other hand, is an effort for the initial step to be taken on a national level in as many countries as possible, and was developed as an outcome of my journey and my passion to see more Youth Delegates, more youth involvement and participation.

C. M. Cassar

Christine M. Cassar
Youth Delegate to the United Nations
61st UNGA
Permanent Mission of the Republic of MALTA

About this Guide

This Guide has been created so as to facilitate the lobbying process for organizations and individuals for the introduction of a Youth Delegate within national delegations or permanent missions.

The first part of the Guide is the Reference part – this is the section that gives some background information about Youth Delegates to the United Nations General Assembly. It also sets out important reference terms and examples.

Following this is a skeleton proposal – in this proposal there are all, or most, of the things that you would want to include in your own proposal to your government, national youth council or other entity.

The Proposal section is in twos – each Proposal page has a Notes page attached to it – where I have written key points and tips on the section itself.

This Guide is by no means conclusive. However, it does give a general overview of the main issues concerned as well as other matters concerned.

The Guide will not answer all your questions, nor will it convince other people of the importance of Youth Delegates – it is only through your persistent work on it – through its expansion and development making the guide relevant to your national context, that the Proposal can be taken seriously.

Moreover, for any other questions that may arise, an email should be sent on chrissycassar@gmail.com

Terminology

Permanent Mission – Your country’s ‘Embassy’ to the United Nations – this is usually housed in a specific building as it is a permanent institution/representative mission that your country’s Ministry of Foreign Affairs has to cover UN-related affairs

RANKINGS WITHIN THE PERMANENT MISSION

These rankings are not conclusive, and one may find a number of other rankings within their own Permanent Mission

Ambassador (Head of the Permanent Mission)

1st Secretary (Head of the Permanent Mission in the Absence of the Ambassador)

Representative

Alt Representative

Counsellor

Advisor (the title usually given to non-permanent personnel within the Mission that advise on particular issues being discussed at the UN in the particular year – most Youth Delegates hold this title)

Intern (the junior-most diplomatic title given to a trainee within the Permanent Mission)

National Delegation – the delegation sent annually to the United Nations on behalf of the nation, which is sometimes made up of parliamentarians, and at other times made up of a mixture of civil society representatives, ministers, parliamentarians and experts on issues that would be discussed at the UN at the GA. This Delegation is decided by the national Ministry of Foreign Affairs

Head of Delegation – the person heading the National Delegation, who is most often the Foreign Minister, but may sometimes be the Prime Minister or President; the Head is also decided

United Nations – the International Institution made up of 183 Member States and a number of Observer States and Institutions, born through the United Nations Charter signed in San Francisco in 1945.

Terminology

CONTINUED

General Assembly – the assembly of all 183 Member States of the United Nations; as well as the term running usually from September to September, in which specific issues are discussed, as agreed by the General Assembly as an assembly

Side Events – events (mini-conferences, report launches, roundtable discussions, etc), that are organized by national Permanent Missions, Delegations, Specialized staff, NGOs, UN agencies or other entities that are, that do not form part of the United Nations official program for the General Assembly but are still deemed to be related, or in line with the UN program

UN Bulletin – the daily United Nations ‘newspaper’ that highlights all or most events taking place at the UN and around (including side events) – this is distributed for free at the GA building (primary pick-up point is in the basement close to the Third Committee Room)

Delegates’ Lounge – the area at the UN where only red and yellow badge holders are allowed, meaning that nobody with a brown badge may enter. This area offers a large lounge, including an area where the UN Bulletin can also be picked up, a cafeteria and bar; the Delegates’ Lounge is often open until as late as 11pm, and is one of the focal points

The Vienna Café – one of the prime meeting points for UN Delegates. Although there are many meeting rooms, conference halls and official events where issues are discussed, you’ll find out that the most effective form of diplomacy and contact takes place in less official conditions, over a cup of coffee at the Vienna Café.

Acronyms

CSD – Commission on Sustainable Development
 CSocD – Commission on Social Development
 ECOSOC – Economic and Social Council
 GA – General Assembly
 MDGs – Millennium Development Goals
 MFA – Ministry of Foreign Affairs
 MoE – Ministry of Education
 SC – Security Council
 UN – United Nations
 UNDESA – United Nations Department of Economic and Social Affairs
 UNDP – United Nations Development Program
 UNESCO – United Nations Education Scientific and Cultural Organization
 UNFPA – United Nations Population Fund
 UNGA – United Nations General Assembly
 UNHQ – United Nations Headquarters (New York City)
 UNICEF – United Nations Children’s Fund
 WPAY – World Program of Action for Youth for the Year 2000 and Beyond
 WYC – World Youth Congress (organized by Peace Child International)

United Nations Badges

Upon arrival at the UN, you will require accreditation so as to enter the United Nations building. This means that you will be required to receive a badge from the Accreditation Office...

These are the badge colors that will prove to be most useful for you to know whilst at the United Nations...

MEMBER STATE STAFF

Solid Yellow - Ambassadors

Solid Red – National Representatives (ideally the badge you will hold)

NGOs

Solid Brown (NGO staff)

UN SECRETARIAT STAFF

Half Yellow , Half White – High ranking Secretariat staff

Half Red, Half White – Secretariat staff

What does being a Youth Delegate mean?

Perhaps one of the first questions that should be answered is that of what the Youth Delegate's role is. This varies greatly from one country to another.

To date, there is not one common definition of who a Youth Delegate should be and what his or her role is. However, as a bare minimum, the following applies:

1. The Youth Delegate is a representative of his/her own country first and foremost, as part of the national delegation
2. The Youth Delegate is a representative of young people (representation)
3. The Youth Delegate is a young person him/herself (mainstreaming)

The above concepts are also mentioned in the proposal, as an integral part of the explanation of the process of introduction of youth delegates; however, the following is a more detailed outlook on who a youth delegate is in different contexts. The key differences lie in the selection of the youth delegate, which in turn determines the Mandate.

Selection Process is the process through which one or more applicants / aspiring Youth Delegates are taken though so as to select the best candidate, based on a number of nationally established-criteria, for instance – age, past experience working with young people, past experience working on specific topics such as conflict, women's rights, children's rights etc, leadership experience in youth organizations, etc



Mandate is the role the Youth Delegate has at the United Nations, for instance whether the youth delegate attends Third Committee meetings, whether the Youth Delegate is based in the Permanent Mission, whether

What's the relevance of all of this to you?

You should ensure that the mandate you are fighting for is achievable, and that it does justice to your campaign. You should keep your aims and objectives in mind, and having too restricted or too broad a role can distort the change you would like to see. The next page illustrates different types of mandates

Selection Process vs. Mandate

SELECTION PROCESS

There is an open call for applications and the process is split up into three sections – there is an initial application, applicants are cut down, selected applicants are asked to write an essay, applicants are cut down yet again, interviews are conducted, and in the end the candidate is chosen.

There is an open call for applications, following which a series of cut-down events are carried out; a large part of which involve voting (televoting and online voting); the final three candidates are given a public debate test, which is where the youth delegate is picked

Two youth delegates are chosen – one is from a political organization (rotating – socialist one year, conservative the next year), and the other person would be someone who's been a youth leader

Three Youth Delegates are chosen based on their academic experience as well as their likeliness to be a part of the Diplomatic Corps in the future; all this also giving high regard to Mexico's regionalism

German Youth Delegates go through a long process, by the end of which a team of about 10 people are chosen - two to go to New York whilst the rest of the team provides backup.

MANDATE

The Australian Youth Delegate is an Intern within the Australian Permanent Mission and is expected to perform some administrative tasks at the Mission; s/he represents an average Australian young person, and gives a speech within the Third Committee

The Dutch Youth Delegate is an Alternative Representative within the Dutch Permanent Mission - s/he attends all meetings (speaking at the Third Committee meetings) to which the Dutch mission is invited, and is quite independent

The two Norwegian Youth Delegates operate under the auspices of the National Youth Council and respond to the Member Organizations of this Council. The delegates also speak at the Third Committee

The Mexican Youth Delegates attend Committees relevant to their personal/academic interests; they operate under the auspices of the Mexican Permanent Mission, and report back on their attendance at meetings on a daily basis

At the UN the German Youth Delegates operate under the auspices of the German Permanent Mission and speak at the Third Committee, whilst reporting back to their team in Germany.

Being a Young Lobbyist

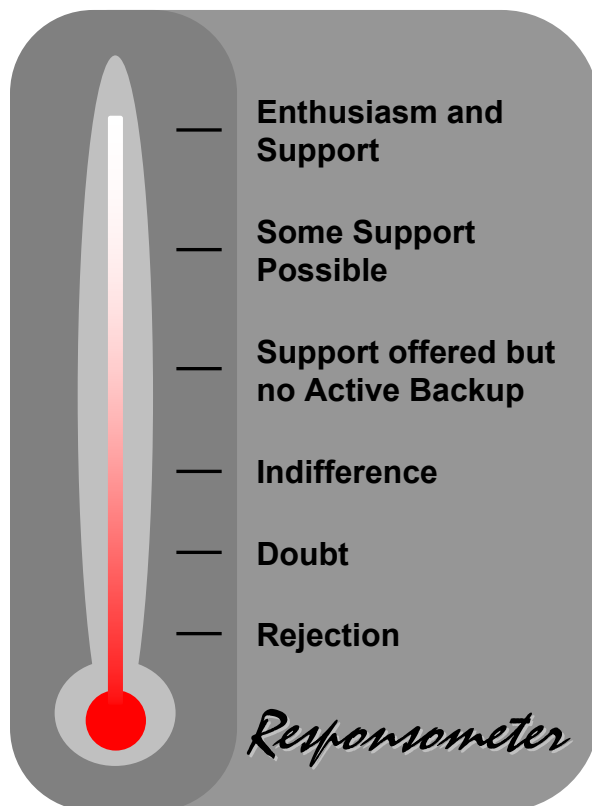
Lobbying is a somewhat broad activity – there are many ways to lobby, there are a lot of people to be lobbied, and in the end there is no set way to go about the process. The following should give you a hint as to what you may do and what reactions you may get.

Lobbying is the art of convincing a person or organization (usually, but not solely, the government) to take specific action. This can mean doing something or refraining from doing something.

As one of many tools that may be used within the even broader area of activism, lobbying is a rather ‘silent’ art – on most issues you should be careful about sharing information about what you’re lobbying and with whom, because of the issue of exposing what could be projected as a weakness in the person being lobbied or current policies.

Who to...

You should spend quite some time finding out who you should be talking to. For instance, to have a youth delegate, the Ministry of Foreign Affairs must certainly be involved. However, it is not the entire ministry that would find such an endeavor relevant.



You should therefore locate the section of the MFA that deals with UN Relations, Global Affairs or International Institutions.

You should spend quite some time finding out who you should be talking to. For instance, to have a youth delegate, the Ministry of Foreign Affairs must certainly be involved. However, it is not the entire ministry that would find such an endeavor relevant. You should therefore locate the section of the MFA that deals with UN Relations, Global Affairs or International Institutions.

Make sure that you have a contact person in each section or department that might be relevant.

How to...

Whichever method of communication you use, you must know who your contact person is – otherwise your effort will be partly lost due to wasting time talking to a number of people who cannot help you. However, never ignore a contact you have made – the people you'll be talking to have internal knowledge that may come in very handy!



It is ideal to send a proposal by snail mail because then there's an item on the desk that requires attention. Some institutions are obliged to send a reply back when receiving snail mail, even if a standard reply



When sending an email make sure that you are formal and precise – send it to the correct person. Don't include too many attachments, and ask for feedback and follow up on your correspondence



Telephone conversations, whilst not the best way to lobby people, are a fantastic way to follow up on all other forms of communication, as well as to ask questions to which you require a quick reply



Meetings are the best way to establish relations – take a proposal with you, or an executive summary to a proposal, and be prepared for tough questions and mixed reactions. Be polite and absorb all information

BE PREPARED – you will never know what the person you're lobbying will ask – at the end of the Reference guide is a list of youth-related resolutions and other official documents. It is absolutely necessary

BE CONFIDENT – no matter how hopeless things seem to be, keep believing that you can convince the whole world of what you're doing and what you're asking for

BE CONCISE – Crystallize what you have to say; don't say too much, don't say too little


BE DIPLOMATIC – Demonstrate that you are politically correct, professional and diplomatic in your words and actions – don't raise your voice, don't get over-emotional, be in control, polite and act sensibly

BE PERSISTENT – In lobbying, setbacks are guaranteed. You must find it in yourself to keep going even when all hope seems lost

External Factors in Lobbying

As seen in the previous page, lobbying to have a Youth Delegate is based on a small number of factors, mainly energy, preparedness and persistence – as long as you are mentally prepared, and as long as you have a balanced strategy that brings all of your assets together, there should be little else worrying you.

However, you should be aware of the external factors that may greatly influence your campaign, including determining whether your effort is rewarded. Some of these factors may be difficult to overcome, although they are hardly every impossible to deal with. Your problem-solving, negotiation and improvisation skills may be tested in the following instances...



National Priorities – Youth may not be a national priority, in which case it might be more useful to target this issue of prioritization through organizing an awareness campaign before lobbying for a Youth Delegate

International Priorities – youth or social issues in general may not be a priority in your country's foreign policy – you may find out more about this from your Foreign Policy Agenda and assessing current and previous international activity

Lack of Structural Support – you may find that as a new idea, your Proposal would not receive structural support – your Foreign Ministry and/or Permanent Mission may not know what to do when you're there. The best thing to do here is build on what you deem to be the best system used by another nation

Ministerial Conflict – in situations where there is more than one Ministry involved in handling youth issues the Proposal may lead to an ownership conflict. To resolve this try thinking of a system where all parties concerned stand to gain from your proposal

Organizational Conflict – whilst lobbying youth organizations you may end up facing a rather challenging conflict. When this is too much to handle you should back off; however, don't give up too early – have a chat with the conflicting parties and make sure they know of the benefits they will receive

Inertia – entities that are too lazy to care about what you're proposing... Persist and be enthusiastic – in the end they may still be internally unaffected by what you say but they might take you up on it and support you, simply because they'd have run out of reasons to stop you!

Lack of Financial Support – You may find the structural support, but what if there's no money to back you up? if you have a sensible budget, start fundraising to make your own way to New York City

Building Invaluable Partnerships

Throughout your lobbying efforts, you will undoubtedly meet many interesting people, and possible others whom you recognize as being ineffectual to the process. The following will give you an idea as to whom your most valuable partners are or should be...

National Youth Council

The National Youth Council should be your platform – this is a council that through the years has established a relationship with other key national and possibly international institutions. It also has much more lobbying potential than any individual or group of individuals. National Youth Councils are usually consulted on youth-related issues, so even though it may end up not being an integral part of your lobbying process, it would definitely still need to be on board, and this organization, which usually represents most youth organizations in the country, is by far one of the most valuable actors in the field of youth.

Large youth organizations

If there is no National Youth Council in your country, and also possibly if there is, there would most certainly be a number of large youth organizations, sometimes on a regional and sometimes on a national level, that you can rope in, both for lobbying as well as

United Nations-related Youth organizations (in your country)

There will probably be one or more national-based organizations in your country dealing with United Nations-related issues. Examples of this would be United Nations Association Youth Section (UNA), UNESCO Youth Association, Youth Employment Network partner, etc. Although these organizations are likely to know what is going on at the United Nations, this does not necessarily mean that they would be informed about the Youth Delegates program, or ever have considered lobbying for its introduction in your country. Having said this, their international orientation and UN orientation gives them the expertise and motivation to take your effort up, and therefore

Building Invaluable Partnerships

Ministry of Foreign Affairs (Foreign Minister)

The Ministry of Foreign Affairs, perhaps not your lobbying target on a national level, is certainly the entity that will be required to rubber-stamp the Youth Delegate, both in concept as well as in practical terms (such as timeline and mandate). This means that the Ministry of Foreign Affairs should be one of your main allies. It may also be the case that the National Delegation that shall be visiting the United Nations General Assembly would be made up primarily of Ministry of Foreign Affairs staff, in which case it would be all the more important for the Youth Delegate to have good relations with personnel at the Ministry, as well as key figures such as the Minister of Foreign Affairs.

Ministry responsible for Youth (Head of Section)

The Ministry responsible for youth will also have a say in whether a Youth Delegate is sent to the UN. In most countries what will happen is that there will be an inter-ministerial agreement on the issue (therefore whether there should be a youth delegate), following which there will be agreement on who the candidate should be. Nothing shall come out from one ministry alone – everything will happen in collaboration, especially if your first lobbying point is the Ministry responsible for Youth

Permanent Mission (Specifically the Ambassador and the Third Committee Representative)

Whilst at the UN you will need help, whether in dealing with official issues or finding your way to the cafeteria. First of all, at the end of the day the Permanent Mission shall be your base. Whether you're asked to participate in Permanent Mission activities or not, this is your one and only starting point – once you're the Youth Delegate for your country you should spend some time at home base asking questions – what your country's national and foreign policy priorities are, what committees and areas the country is active on, as well as what all this depends on – such as personal interest of Ambassadors and/or Foreign Ministers)

How I Lobbied...

CASE STUDY FROM MALTA

As I mentioned in the Forward section, in 2005 I found out about Youth Delegates from a former Youth Delegate. This meant that I had a personal experience to which to relate, although the situation was slightly different as the youth delegate hadn't lobbied for the position himself.

It all started when...

Later on in 2005 I attended the World Youth Congress in Stirling, Scotland, and following that I wrote a proposal. The proposal was almost ready by the end of August 2005, however, I wasn't in Malta at the time and didn't want to merely send it out and let it lobby itself. I wanted the Proposal to be actively backed up. Upon my return to Malta in September 2005 I knew I was too late to make it to the 60th GA, which was a pity since this was an important session, marking 20 years from International Youth Year (1985), and 10 years from WPAY (1995).

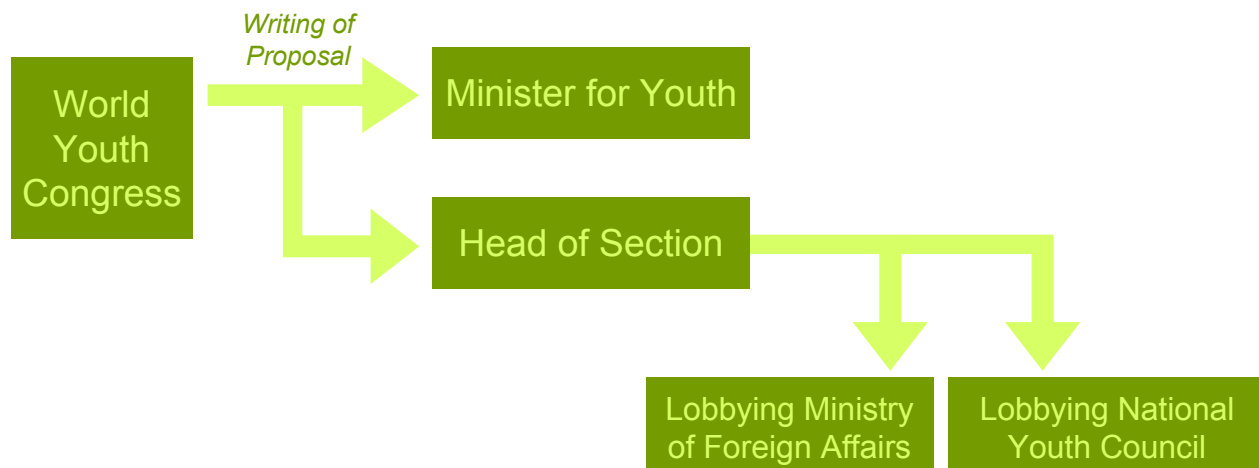
Success can start out as failure

I tried setting up a meeting with the Minister responsible for youth, but was denied access. I was frustrated and let down. That was when I decided that what I had been doing at WYC was important enough for the Minister to hear about. I knew that there would be a debate involving the Minister at my University, so I intercepted him there and handed him the Policy Document from the World Youth Congress (somehow at the time it hadn't occurred to me that I could have handed him the proposal too!). I never heard anything back about the document.

Being rather busy with other things at the time, the proposal was left on the back burner until around February, when I approached the Head of Youth Section within the Ministry of Education, Youth and Employment.

A Lucky Break

At that point I had found my key contact – this was a person who was involved in the area (and had been involved for a long time), someone who knew how the system worked (in all its peculiarities and protocols), and someone who was willing to help. From then onwards I had help – both in getting approval from the National Youth Council as well as the Ministry of Foreign Affairs...



Next Steps

What you do next will be the determining point of your campaign – the fact that you’ve read this far means that you are truly interested in lobbying for a Youth Delegate at the UN.

The checklist below will help you in your next action...

1. Have you established which youth organizations in your country would be interested in backing you up?
2. Have you established who in the Ministry of Foreign Affairs deals with UN issues?
3. Have you established a contact point for your proposal within the Ministry responsible for Youth?
4. Have you written a Proposal specific to your own country?
5. Have you made contact with previous Youth Delegates?
6. Have you read international documents on youth, such as WPAY, etc?
7. Have you found out what national, regional and local legislation and policy regulate the area of youth?
8. Have you found out what National Youth Policy says about youth participation and representation?
9. Have you thought about a system for sustainable Youth Delegate selection process in your country?
10. Have you thought about what benefits a Youth Delegate would bring to young people nationally?
11. Have you thought about the consultation process you will hold to be able to represent young people?
12. Have you thought about the follow-up projects you will carry out following your stay in New York?

Getting to Know the UN

The United Nations is the largest International governmental organization, with 192 Member States. It has 6 main organs:

1. The General Assembly
2. The Security Council
3. The Economic and Social Council
4. The Trusteeship Council
5. The Secretariat
6. The International Court of Justice

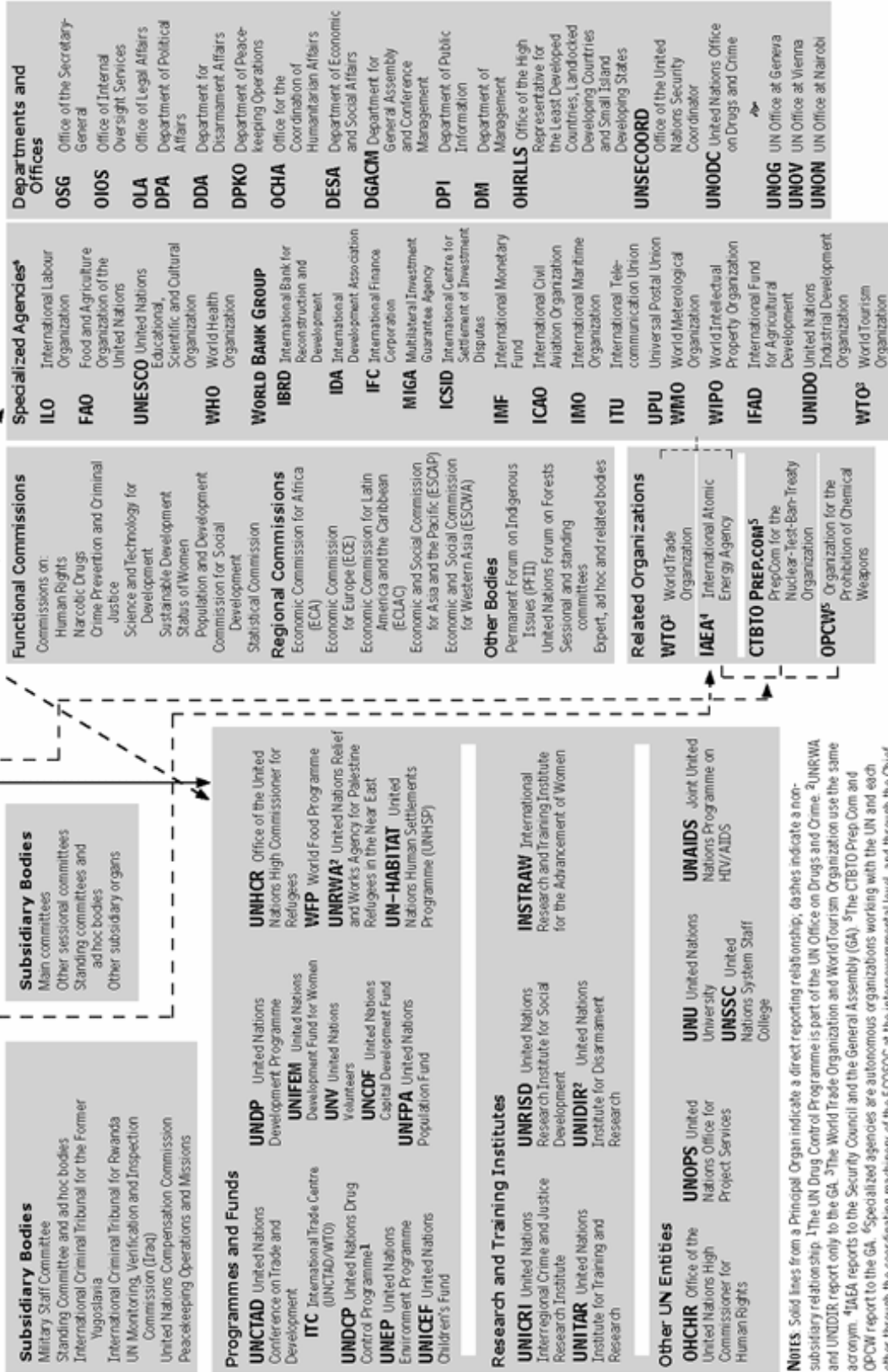
The idea of an international world order through a permanent organization has its roots in the League of Nations, which had failed to prevent World War II.

- The UN has as its purpose the maintenance of international peace and security, the development of friendly relations between nations, cooperation for the resolution of international, social, cultural and humanitarian conflicts, and the promotion of human rights, as well as to be a key platform for nations to resolve such matters
- There are **5 Permanent Members** within the Security Council, and these are the US, UK, France, Russia and China.
- The UN has **6 Official Languages** – English, Arabic, Chinese, French, Chinese and Russian.
- The UN has its Headquarters in New York City,
- The UN Flag shows a map of the world, with two olive branches, one on each side, symbolizing peace
- The UN is run mainly on contributions from Member States, which is calculated on a GDP-based assessment
- The main document on which the UN functions is the UN Charter
- Possibly the most well-known document issued by the United Nations is the Universal Declaration of Human Rights



The United Nations system

PRINCIPAL ORGANS



NOTES Solid lines from a Principal Organ indicate a direct reporting relationship; dashes indicate a non-substantive relationship. ¹The UN Drug Control Programme is part of the UN Office on Drugs and Crime. ²UNRWA and UNIDIR report only to the GA. ³The World Trade Organization and World Tourism Organization use the same acronym. ⁴IAEA reports to the Security Council and the General Assembly (GA). ⁵The CTBTO Prep Com and OPCW report to the GA. ⁶Specialized agencies are autonomous organizations working with the UN and each other through the coordinating machinery of the ECOSOC at the intergovernmental level, and through the Chief Executive Board for coordination (CEB) at the inter-secretariat level.

Published by the UN Department of Public Information
 DPI/2342—March 2004

S M Z - - - F M D - - C G

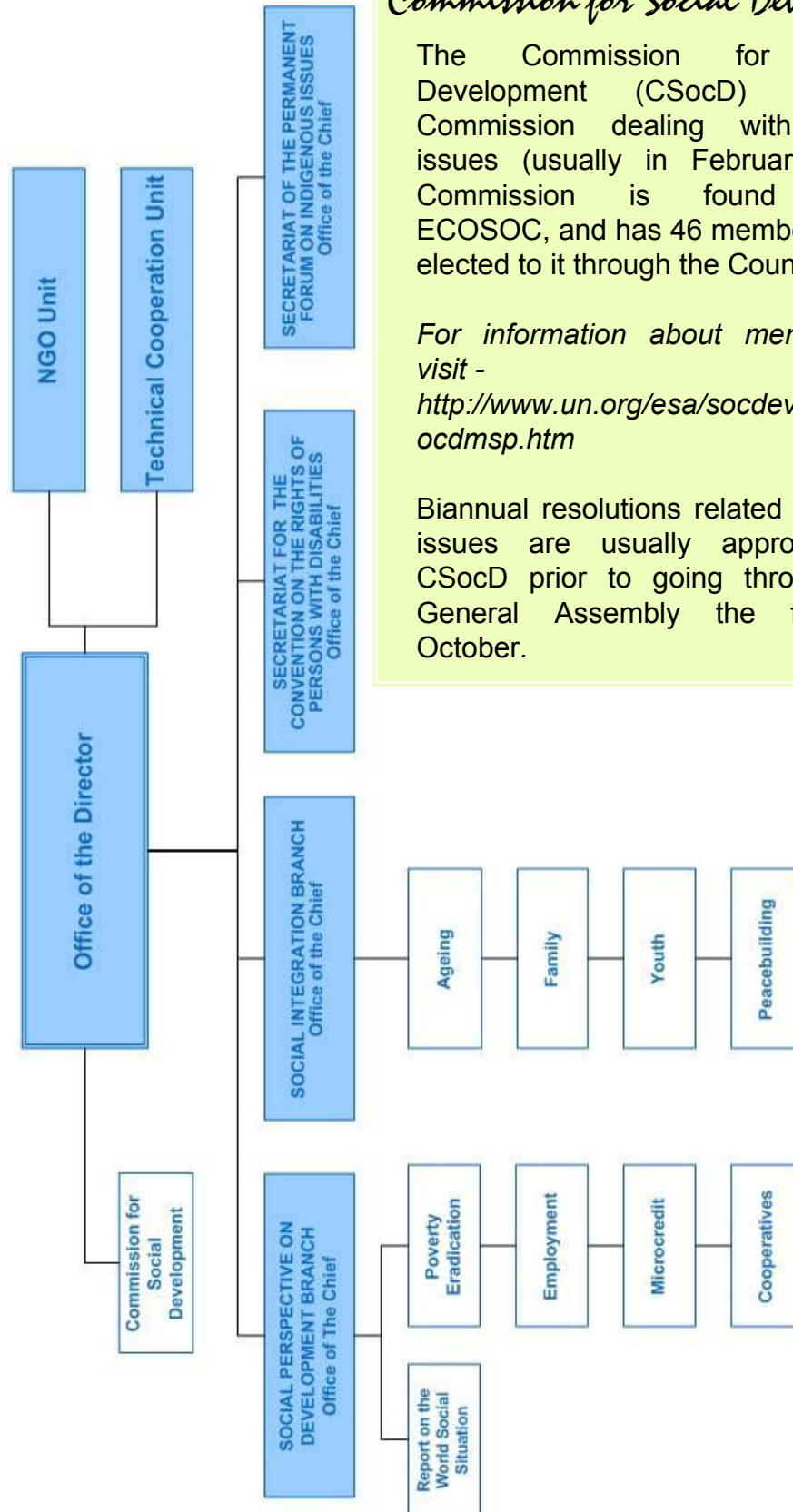
The UN's Third Committee

SOCIAL, HUMANITARIAN & CULTURAL COMMITTEE

The Third Committee at the United Nations is the one dealing with a range of humanitarian, social and cultural affairs, as decided by the General Assembly, which decides its agenda, therefore approved by the Third Committee itself at its first meeting. The issues discussed affect millions of people around the world.

Human rights (as well as their violation) are very often discussed, including the work of the Human Rights Council. However, an entire range of issues are also discussed. For instance, at the 61st General Assembly, the Third Committee was presented with the Pinheiro Report – the report on Violence Against Children (of which the Special Rapporteur was Dr Paolo Sergio Pinheiro). Other topics include women's advancement, crime prevention and criminal justice, drug control, indigenous issues, treatment of refugees, disability, family, racism and racial discrimination, self-determination, age issues and of course youth. All of these human rights and social development issues make up the Third Committee's agenda. It is to be noted that Youth is an area that is discussed bi-annually, on even numbered General Assembly sessions (therefore in 2003 at the 58th GA, in 2005 at the 60th GA, in 2007 at the 62nd GA, etc). Youth issues are also discussed at the CSocD, the Committee on Social Development, which meets in February (more about this on the next page).

The Third Committee has a Bureau and a Secretariat. At the 61st GA the Bureau was headed by the Chairman of the Third Committee, Dr. Al Bayati (Iraq's Permanent Representative to the United Nations). The Chairperson, and the Bureau, hold their post for a year (from September at the opening of the Third Committee to the closing of the same Third Committee session).



Commission for Social Development

The Commission for Social Development (CSocD) is the Commission dealing with Youth issues (usually in February). This Commission is found under ECOSOC, and has 46 member states elected to it through the Council.

For information about membership visit -
<http://www.un.org/esa/socdev/csd/csocdmsp.htm>

Biannual resolutions related to youth issues are usually approved by CSocD prior to going through the General Assembly the following October.

Further Reading - Important Documents

What you do next will be the determining point of your campaign – the fact that you’ve read this far means that you are truly interested in lobbying for a Youth Delegate at the UN.

- 2007 - Commission for Social Development, 45th Session - Supplement to the World Program of Action for Youth to the Year 2000 and Beyond Complete Report of the 45th Session (E/2007/26 & E/CN.5/2007/8)
- 2006 - Commission for Social Development, 44th Session 2006/15 (Ref. E/2006/26)
- 2005 - General Assembly Resolution on Policies and Programmes Involving Youth (A/RES/60/2)
- 2004 - General Assembly Resolution on tenth anniversary of WPAY (A/RES/59/148)
- 2003 - General Assembly resolution on Policies and Programmes Involving Youth (A/RES/58/133)
- 2001 - General Assembly resolution on Promoting Youth Employment (A/RES/57/165)
- 2001 - General Assembly resolution on Policies and Programmes Involving Youth (A/RES/56/117)
- 1999 - General Assembly resolution on Policies and Programmes Involving Youth (A/RES/54/120)
- 1997 - General Assembly resolution on Policies and Programmes Involving Youth (A/RES/52/83)
- 1995 - General Assembly Resolution on the World Programme of Action for Youth to the Year 2000 and Beyond (A/RES/50/81)
- 1985 - General Assembly Resolution on the International Youth Year (A/RES/40/14)
- 2007 - Follow-up to the World Programme of Action for Youth to the Year 2000 and Beyond (A/62/61 & E/2007/7)
- 2005 - World Youth Report 2005 (A/60/61 & E/2005/7)
- 2005 - Making commitments matter: young people's input to the 10-year review of the World Programme of Action for Youth (A/60/156)
- 2005 - Global analysis and evaluation of national action plans on youth employment (A/60/133)
- 2003 - Promoting Youth Employment (A/58/229)
- 2003 - World Youth Report 2003 (A/58/79 & E/CN.5/2003/4)

Further Reading - Important Documents

(CONTINUED)

- 2001 - Implementation of the World Programme of Action for Youth to the Year 2000 and Beyond (A/56/180)
- 1999 - Implementation of the World Programme of Action for Youth to the Year 2000 and Beyond (A/54/59)
- 1997 - Implementation of the World Programme of Action for Youth to the Year 2000 and Beyond (A/52/60 - E/1997/6)
- Letter of the Government of Senegal to the General Assembly conveying the results of the fourth session of the Forum (A/C.3/56/2)
- Dakar Youth Empowerment Strategy adopted at the fourth session World Youth Forum of the United Nations System
- Lisbon Declaration and Braga Youth Action Plan A/53/378

Other International Documents related, and of relevance, to Youth

- Medical Examination of Young Persons: Sea (ILO/1921);
- Medical Examination of Young Persons: Industry (ILO/1946);
- Medical Examination of Young Persons: Non-Industrial Occupations (ILO/1946);
- Night Work of Young Persons: Industry (ILO/1946);
- Night Work of Young Persons: Non-Industrial Occupations (ILO/1946);
- Suppression of the Traffic in Persons and of the Exploitation of the Prostitution of Others (UN/1949);
- Maternity Protection (ILO/1952);
- Abolition of Slavery, the Slave Trade and Institutions and Practices Similar to Slavery (UN/1956);
- Discrimination in Education (UNESCO/1960);
- Consent to Marriage, Minimum Age for Marriage and Registration of Marriages (UN/1962);
- Medical Examination of Young Persons: Underground Work (ILO/1965);
- Civil and Political Rights (UN/1966);
- Economic, Social and Cultural Rights (UN/1966);
- Minimum Age for Admission to Employment (ILO/1973);
- Vocational Guidance and Vocational Training: Human Resources Development (ILO/1975)

Further Reading – the World Wide Web

Taking it Global
www.takingitglobal.org

Global Youth Action Network
www.youthlink.org

The World Federation of United Nations Associations - Youth
<http://www.wfuna.org/who/wfunayouth/index.cfm>

The Youth Employment Summit
www.yesweb.org

The Youth Employment Network
www.ilo.org/yen

The United Nations Cyber Schoolbus
www.cyberschoolbus.un.org

The World Bank - Youthink
www.youthink.worldbank.org

Action Aid
www.actionaid.org

Peace Child International
www.peacechile.org

Oxfam International
www.oxfam.org

War Child
www.warchild.org

United Nations Volunteers
www.unv.org

Save the Children
www.savethechildren.net

The United Nations – Youth at the UN
www.un.org/youth

The United Nations
www.un.org

EU at the UN
http://www.eu-un.europa.eu/home/index_en.htm

International Organizations' Work on Youth

- UN Department of Economic and Social Affairs (DESA)
 - Division for Social Policy and Development
www.un.org/esa/socdev/unyin
 - Division for the Advancement of Women
www.un.org/womenwatch
 - Division for Sustainable Development
www.un.org/esa/sustdev / www.johannesburgsummit.org
- UN Department of Public Information (DPI)
www.un.org/news
- UN Centre for Human Settlements (Habitat)
www.unchsh.org
- United Nations Office on Drugs and Crime (UNODC)
<http://www.unodc.org/youthnet>
- United Nations Development Programme (UNDP)
www.undp.org
- United Nations Environment Programme (UNEP)
www.unep.org/tunza
- United Nations Population Fund (UNFPA)
www.unfpa.org
- Office of the High Commissioner for Human Rights
www.unhchr.ch
- United Nations Children's Fund (UNICEF)
www.unicef.org / www.unicef.org/specialsession
- United Nations Development Fund for Women (UNIFEM)
www.unifem.undp.org
- UN Centre for International Crime Prevention (CICP)
http://www.odccp.org/crime_prevention.html
- Joint United Nations Programme on HIV/AIDS (UNAIDS)
www.unaids.org
- International Labour Organization (ILO)
www.ilo.org/youth
- The Secretary-General's Youth Employment Network
www.un.org/esa/socdev/youthemployment/index.html / www.ilo.org/youth
- Food and Agriculture Organization of the United Nations (FAO)
www.fao.org/ruralityouth
- United Nations Educational, Scientific and Cultural Organization (UNESCO)
www.unesco.org/youth
- International Telecommunication Union (ITU)
<http://www.itu.int/ITU-D/youth/YLinICTs/documents/websiteYLinIct.html>
- World Health Organization (WHO)
www.who.int
- United Nations Volunteers (UNV)
www.unv.org / www.iyv2001.org
- The World Bank
<http://www.worldbank.org/childrenandyouth>

Forward to the Proposal

The Proposal following is structured for there to be a page with the content and a corresponding Notes Page preceding it, on which there are some points to keep in mind.

Some of the pages are left mostly empty, with merely an indication of what should be on them (further explained in the Notes, for the reason that they are subjective and vary greatly from one person to another, one organization to another and one country to another.

The Proposal was designed as a skeleton. It is based on my own proposal, and is composed of roughly all the sections that you would be required to present in order for your Proposal to be given consideration.

There is also a sample cover letter which gives an introduction to the Proposal.

This proposal is not to be used as is, it is to be tailored to the needs and concerns in the specific countries and contexts.

Notes

Ideally, prior to sending in the Proposal you would speak to the intended recipient of the Proposal itself, therefore you would send it to a specific person; moreover, personal contact would also mean that there would be

Details within the letter and Proposal should be changed so as to make the Proposal relevant to the national and regional context. For instance, it would be ideal for examples from your region to be brought up, whereby you would refer to the work of Youth Delegates from your region in your Proposal.

Your Name

Home Address / Organization's
Address

Email Address / Contact Number

Date

Dear _____,

Following our telephone conversation, please find the Proposal for the introduction of a Youth Delegate attached.

In the 1970s, countries such as the Netherlands and Norway started putting youth participation on international policy making into practice. Since then, over 30 states have participated in this process, most realizing that young people gives a valid contribution to decision-making.

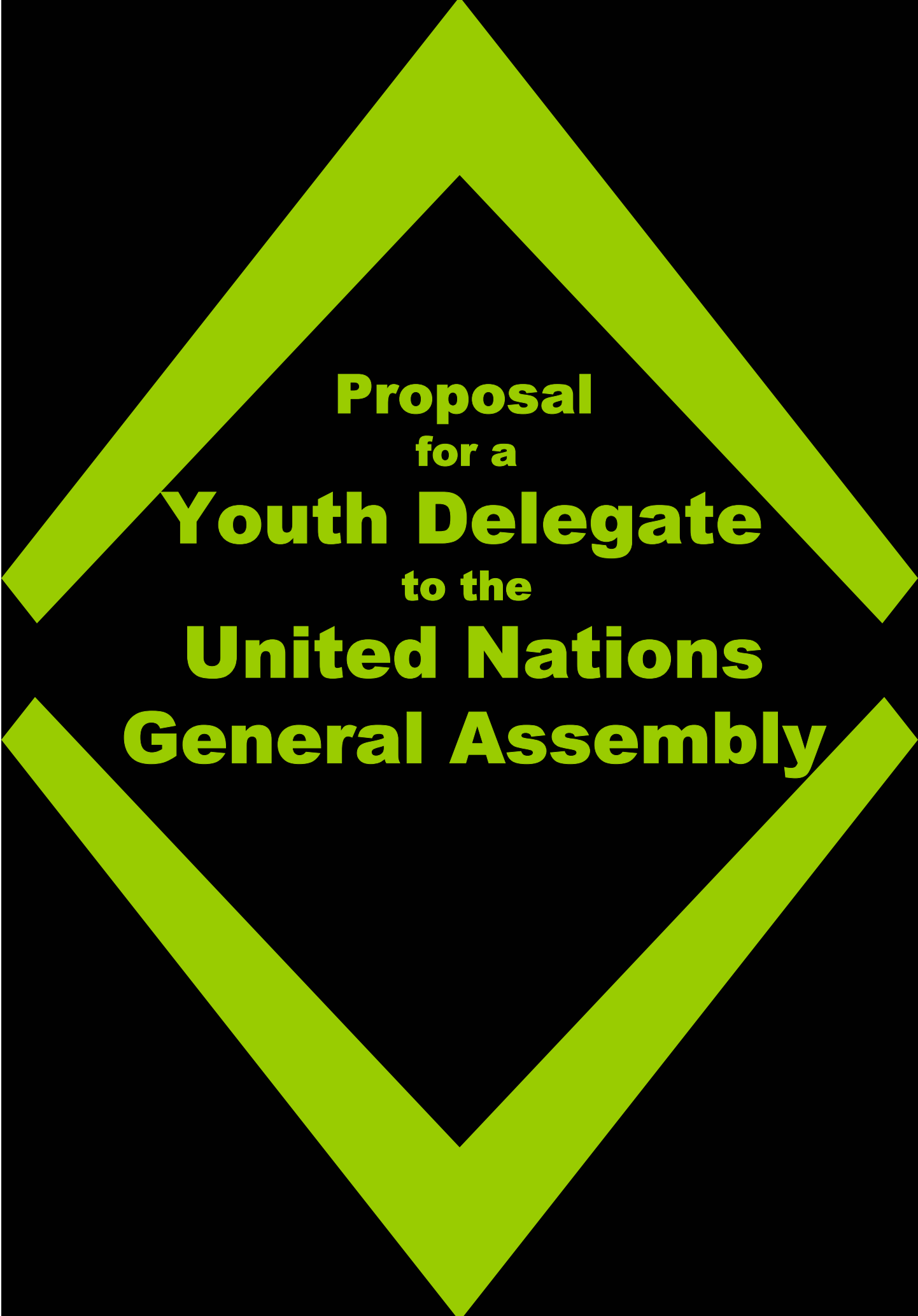
Last year, _____ from _____ was a Youth Delegate, meaning **s/he** spent some time at the United Nations' Third Committee observing discussions on Social, Cultural and Humanitarian issues and giving a speech on behalf of **her/his** home state - _____. Prior to this, **s/he** consulted with a number of Youth organizations to gather youth

I have read the experiences of many Youth Delegates and have come to the conclusion that their work is useful both whilst they occupying this role, as well as before and after their time at the UN. I believe that should the **Ministry** take this into consideration, many benefits would be unfolded for the youth community within _____ as well as for society at large.

I look forward to receiving feedback from you,

Thank you and Regards,

Signature
Full Name





**Proposal
for a
Youth Delegate
to the
United Nations
General Assembly**

Notes

As one of the introductory pages, a quote gives a sort of background to the proposal. It does not imply that you have read main policy documents, but does frame the Proposal quite nicely.

The quote provided here is an example of what can be quoted on this page, and is by no means the only quote that can be used. Other options would be quotes from:

- A speech given by a nationally recognized person about the importance of youth
- A speech given by an internationally recognized person
- Your country's National Youth Policy
- A regional youth policy
- The World Program of Action for Youth for the Year 2000 and Beyond (WPAY),



**“No-one is born a good citizen,
no nation is born a democracy.**

**Rather both are processes that continue
to evolve over a lifetime. Young people
must be included from birth.**

**A society that cuts itself off from its
youth, severs its lifeline...”**

**Kofi Annan
United Nations Secretary General**



Notes

The preface gives the history of youth representation.

If you think that some countries have had youth delegates since the 1970s, it is no wonder that they have developed strong programs. At the same time, some (or most!) of the Permanent Missions, Third Committee Representatives, Foreign Ministries and Ministries responsible for Youth have absolutely no idea what a Youth Delegate is and don't work on United Nations related youth policy.

For this reason it is vital to state, in brief, some of the major points within the process of youth representation through youth participation at the United Nations.

Preface

Since the inception of the United Nations a number of calls have been made to include young people in decision-making processes at all levels, local, national, regional and international

1981

‘Governments should consider the inclusion of youth representatives in their national delegations to the General Assembly’

{Resolution on Communication Between the United Nations and Youth and Youth Organizations, A/36/17}

1995

‘Invites Member States, once again, to include, whenever possible, youth representatives in their delegations to the General Assembly’

{World Program of Action for Youth to the Year 2000 and Beyond, A/50/81}

2001

‘Reiterates the call made in the World Program of Action to Member States to consider including youth representatives in their delegations to the General Assembly’

{Resolution on Policies and Programs involving Youth, A/56/117}

Notes

The introduction gives a general overview of what a Youth Delegate is. As previously stated, most Permanent Missions have never been confronted with the idea of having a Youth Delegate within their structure.

If the Ministry responsible for Youth doesn't work on United Nations youth policy, then they might not even be aware of the structure and intricacies of the UN system, including the existence of the Third Committee and representation onto this Committee.

You may want to emphasize that the Youth Delegate is first and foremost a representative of the COUNTRY and not a youth organization; that there is space for negotiation with the relevant ministries on the issue of mandate etc, as well as the fact that there is much to be gained by having a young person at the UN.

It would be even better if you could provide one or two examples where young people have brought positive change in your own region or country.

Introduction

A Youth Delegate is a person usually aged under 30 who is an accredited part of the official national delegation to an international organization such as the United Nations. This delegate represents the country, but usually deals with issues of primary concern to youth.

What does a Youth Delegate to the United Nations do?

The Youth Delegate travels with the country's official delegation to the General Assembly at United Nations Headquarters (September / October). Within the General Assembly the youth delegate participates in the Third Committee hearings, which is where the topics with most relevance to youth are discussed.

The Youth Delegate has a somewhat binary role; Whilst representing the country and collaborating with the rest of the national delegation, s/he works with other youth delegates on youth issues and Initiatives.

The duration of the Youth Delegate's stay at the United Nations General Assembly is entirely up to the Government. The range of time is two to eight weeks, with most countries opting to have the Youth Delegate present for four to six weeks.

How will the ***** Government benefit?

The introduction of a Youth Delegate as part of *****'s Official Delegation to the United Nations General Assembly will be a demonstration of the Government's commitment to young people. This will inspire more young people to take a greater role within their communities, as well as become more involved in global issues.

Having a Youth Delegate will strengthen *****'s legitimacy in representing the views of young people on an international level.

It has been proven that countries that have had Youth Delegates have benefited greatly from this; on a national level through projects undertaken as a joint effort between the relevant ministries and the Youth Delegates; and from the energy, creativity, innovation and unique perspectives demonstrated by the Youth Delegates.

Notes

This section sets out what the role of the Youth Delegate is – refer back to the section on Selection Processes and Mandates for more information. The points set out in this page are merely indicative of what the role usually is, and may fluctuate depending on discussions that would follow your proposal presentation.

However, point out that the Youth Delegate is not an intern within the Permanent Mission – the Youth Delegate is a full member of the Mission and therefore should be treated as such. This does not mean that the Youth Delegate would be a policy maker or foreign policy drafter; but rather that when consultation is being carried out within the Mission, specifically on issues related to youth and other social issues, the Youth Delegate should be a part of this process.

Youth Delegate's Role

The Youth Delegate will be working for the government of Malta. Internally, youth interests will be represented, but externally it is Maltese interests which will be promoted

Before Departing the Youth Delegate shall:

- ◆ Be briefed by the Ministry of Foreign Affairs and the Ministry of Youth, Education and Employment
- ◆ Study the UN's recent developments, especially those related to the country's interests and youth issues
- ◆ Hold briefings with civil society (mainly youth organizations) which will be an enabling tool in the fair representation of Maltese young people

At the United Nations the Youth Delegate will:

- ◆ *Form part of the country's official delegation* Provide Malta's Delegation to the General Assembly with a Maltese youth's point of view
- ◆ Report on the meetings attended to the Maltese Delegation
- ◆ Assist in the organization of the Annual Youth Symposium for Youth Representatives and other young people at the United Nations
- ◆ Build strong networking relations with the other Youth Delegates in order to carry out future Initiatives
- ◆ Attend the Annual Meeting of Youth Representatives and the Annual Meeting of the Youth Advisory Body for the United Nations Youth Fund
- ◆ Encourage other United Nations Member States to include Youth Delegates in their official delegations
- ◆ Increase the priority placed on youth issues by the Maltese government as well as by other Member States
- ◆ Assist the Maltese Delegation in general administrative tasks.

Notes

Briefings and Debriefings are a vital part of the Youth Delegate's Role.

First of all, the Youth Delegate should know all about what the country's role at the UN is, which Committees it's most active on, which issues are of direct relevance, what the current staff at the Permanent Mission is interested in; at the same time it's important for the Youth Delegate to report back to the Government, since this sets out the agenda for further action.

Briefings / Debriefings

Briefings

The purpose of holding briefings is two-fold:

The briefings with the Ministry of Foreign Affairs will serve to acquaint the Youth Delegate better with the diplomatic and political affairs currently dominating Malta's foreign policy. Through them, and through a thorough study of the Maltese legal system, the Youth Delegate will be capable of understanding Maltese interests, and protecting them once in the international arena.

The briefings with youth and student organizations will ensure that the voice of all Maltese young people will be heard and given due consideration.

Debriefings

The debriefings, which will be held three times will serve as an evaluation for this initiative. The First Debriefing will be based on the experience at the General Assembly and the Third Committee, and shall be held soon after the delegate's return.

The Second Debriefing, held in March, would give the relevant authorities information regarding the progress made in the Initiatives which would have resulted from the delegate's contact with other Youth Delegates.

The Third and last Debriefing in July will be an official closing Debriefing, which will inform the general public and relevant institutions and organizations of the results achieved through the Initiatives, as a semi-final evaluation of the whole experience.

Notes

In this section you should consider the following questions:

How could YOU, as Youth Delegate, ensure truly representing young people?

You would therefore include details about the organizations

Preparation

Key Partners – Consultation with Young People

Consultation forms a central component of the Youth Delegate's role, specifically since it is here that the Youth Delegate shall gather the information necessary to represent young people within the Permanent Mission as well as to provide detailed and accurate information about how proceedings at the UN shall affect young people

- 1
- 2
- 3
- 4
- 5
- 6

Consultative Methodology

Consultation shall take place in the following way:

- 1
- 2
- 3
- 4
- 5
- 6

Notes

Initiatives are what the Youth Delegate's program is based on – the fact that a young person would create a sustainable system of change in the lives of young people nationally.

The initiatives would be an example of your commitment to not only spending a while at the UN but also improving the image of young people and taking what young people think to the UN whilst bringing back a wealth of ideas to the local youth community and society in general.

Initiatives

Following up on the UN Experience

The role of a Youth Delegate extends far beyond the four walls of the United Nations General Assembly, and following my time at the UN I would like to spearhead action along what is outlined below:

- 1** A project involving around 200 young people, who will, over 5 months, learn about the culture and characteristics of another country by communicating and sharing experiences with other young people in a safe and monitored environment, using modern technology.
- 2** An awareness campaign on the Millennium Development Goals and the World Program of Action for Youth for the Year 2000 and Beyond
- 3** Initiatives to encourage young people to become active on a local and national level – these could take the form of written competitions, MUN (Model United Nations), debates, working groups on different issues, and others. These would especially encourage the participation of geo-politically and socio-economically disadvantaged young people.
- 4** In collaboration with Drama groups and schools, the creation of human rights workshops for children using nonformal education methods, games and role-play.
- 5** The spearheading of a national expression of interest for sponsors to help with the creation of a well-equipped Diplomatic Section at the Public Library or the University of Malta Library, with recent publications from major international organizations, especially the United Nations.
- 6** The initiation of a National Youth Think Tank based on the principle of civil society hearings, which will be ongoing and will serve as a resource for the Ministry for Education, Youth and Employment as it will be continuously tuned into the needs as well as resources offered by young people.
- 7** As a direct result of the experience at the United Nations; the creation of a Global Classroom structure, which can either take the form of a simulation or of discussions on the most prominent current international issues; for Maltese young people as well as young people from diverse countries and backgrounds.

Notes

The Conclusion is merely set to reiterate the core concepts upon which the Proposal is based. Ideally you would also include another quote from National / regional Youth Policy.

Conclusion

Active Citizenship Requires Active Backup

Young people make up over 50% of the global population. Yet we are the most underrepresented group on this planet.

Out of all the news about young people, 80% is negative.

Yet all over the world we are striving for a better society.

We **can** make a difference, and we **are** making a difference.

Yet we still lack recognition and active backup.

This Proposal is being presented to the Government for consideration, as others have been taken by other countries.

Young people aren't the only sector of society that benefits from having a Youth Delegate at the United Nations – so does the society from which they come and to which they return.

By harnessing young people's energy into a positive movement, the whole of society stands to gain.

Notes

Planning Costings in a foreign country is no easy task, although it is most certainly the same process as calculating how much a holiday will cost you, with the difference that excess costs don't exist here.

In all cases, you will be asking for this money before you actually spend it, and this means that whether it is physically given to you before your trip or after, you must show that you have done your research well and that there will be no surprises upon presentation of receipts.

Just like with other sponsorship proposals, you should definitely not find out that you are over or under what you had estimated by more than 10%; ideally there should be hardly any fluctuation.

Specifically if you are asking for money from the government, you should look at what regular procedures there are for government reimbursement of costs. For instance, whether you should have 3 quotes from 3 providers of the same service, etc. Through this, even if it is not explicitly requested, you would be indirectly giving an explanation of why you chose to purchase one product and hence spend a certain amount of money, and not another.

This can be done with the large expenses such as air travel, insurance and accommodation, but often not with other costs such as internal transport (since you only have the Metro/bus option in NYC) or taxis (since these are metered). However, where possible, and specifically when one item can cost a few hundred dollars, it is always best to demonstrate that your research involved keeping the costs to a minimum.

Changes...

Although ideally costs would be kept the same, in my case I had one large change – accommodation. This is because initially I had budgeted for a hotel (albeit a budget hotel), and in the end, when my expenditure was capped by the government, I decided that I would stay at a hostel, which would cost much less, even though this meant I had to travel for about 45 mins each way to get to the UN. It also meant I was staying in a room with another 11 people, some of whom had some very strange sleeping habits, whilst other Youth Delegates had a Suite with a view at 5 Star Hotels.

Estimated Costs

ATTENDANCE AT PREPARATORY MEETING			
Item	Cost	Currency	Cost in Domestic Currency
Flight			
Accommodation			
Insurance			
Subsistence Costs (calculated at flat rate of \$___ per day)			
Internal Transport			
TOTAL COSTS – PREP MEETING (SUBTOTAL)			
ATTENDANCE AT UNITED NATIONS GENERAL ASSEMBLY			
Flight to NYC			
Health Insurance			
Personal Belongings Insurance			
Accommodation			
Subsistence Costs (calculated at flat rate of \$___ per day)			
Internal Transport - Taxi			
Internal Transport - Metro			
Transport from Airport to Accommodation & Back			
Communication (General)			
Communication in NYC			
TOTAL COSTS - NYC (SUBTOTAL)			
TOTAL COSTS			