



The United Nations Financial Situation

**Catherine Pollard
Under-Secretary-General
Management Strategy, Policy and Compliance**

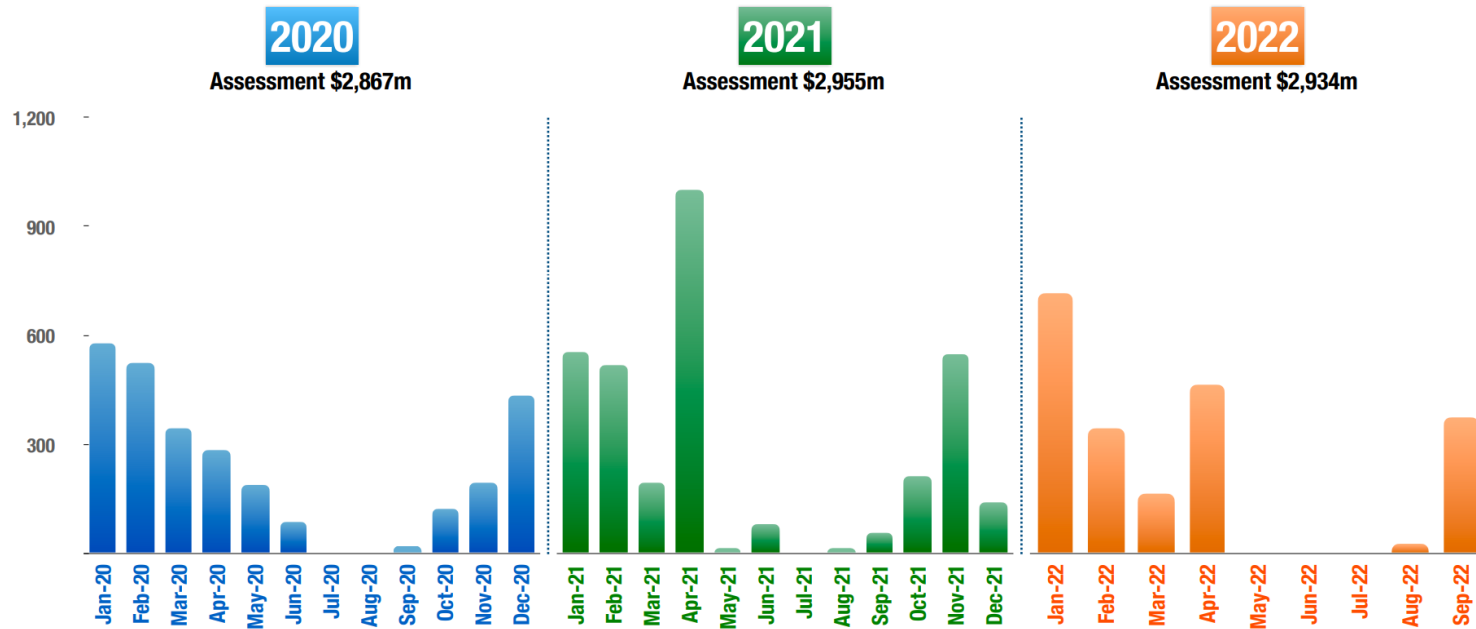
United Nations

13 October 2022

Chart 1 - Regular Budget Collection Trend

(US\$ millions)

Monthly collections continue to fluctuate a lot, constraining timely allocation of resources to mandated activities.



United Nations
Financial Situation

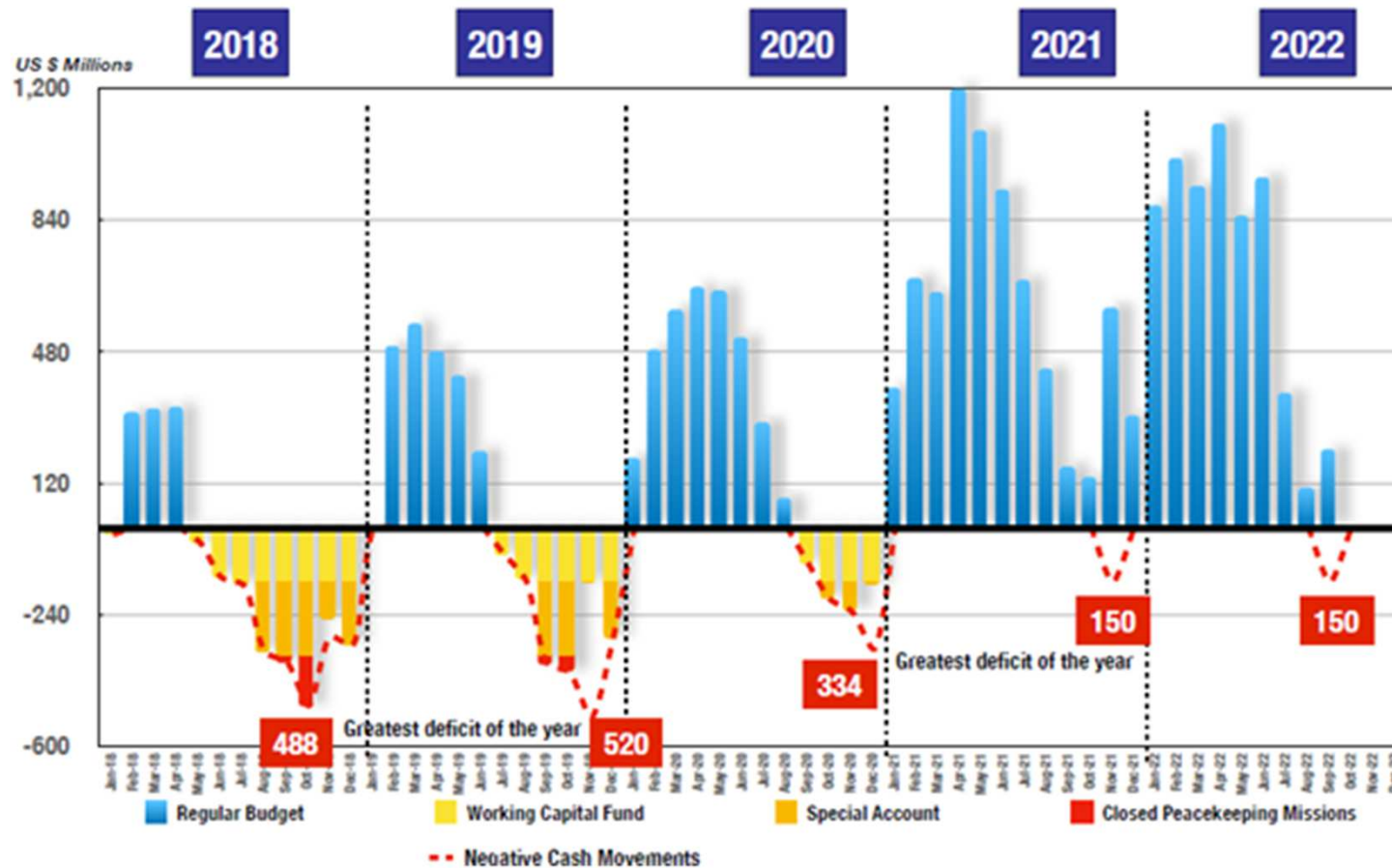
■ Regular budget
■ Peacekeeping
■ Tribunals

Chart 2 - Regular Budget Cash Balance Trend (US\$ millions)

Active liquidity management from 2018 to 2021 has helped conserve cash for business continuity in the second half of each year.



United Nations
Financial Situation



■ Regular budget
■ Peacekeeping
■ Tribunals

Chart 3 - Regular Budget Cash Position

(US\$ millions)

Regular budget cash balance at the end of September was worse this year than last year, despite starting the year with more cash.

Collections were lower, forcing a borrowing from the Working Capital Fund earlier, in September, compared to November last year.

	30-Sep-21	31-Dec-21	30-Sep-22
Regular Budget	165	307	363*
Working Capital Fund	150	150	-
Special Account	207	208	207
Combined General Fund	522	665	570

*Including borrowing from Working Capital Fund



United Nations
Financial Situation

■ Regular budget
Peacekeeping
Tribunals

Chart 4 - Regular Budget Assessment Status

(US\$ millions)

Unpaid assessments have decreased; however, the final position of year-end arrears will depend on collections in the fourth quarter.



United Nations
Financial Situation

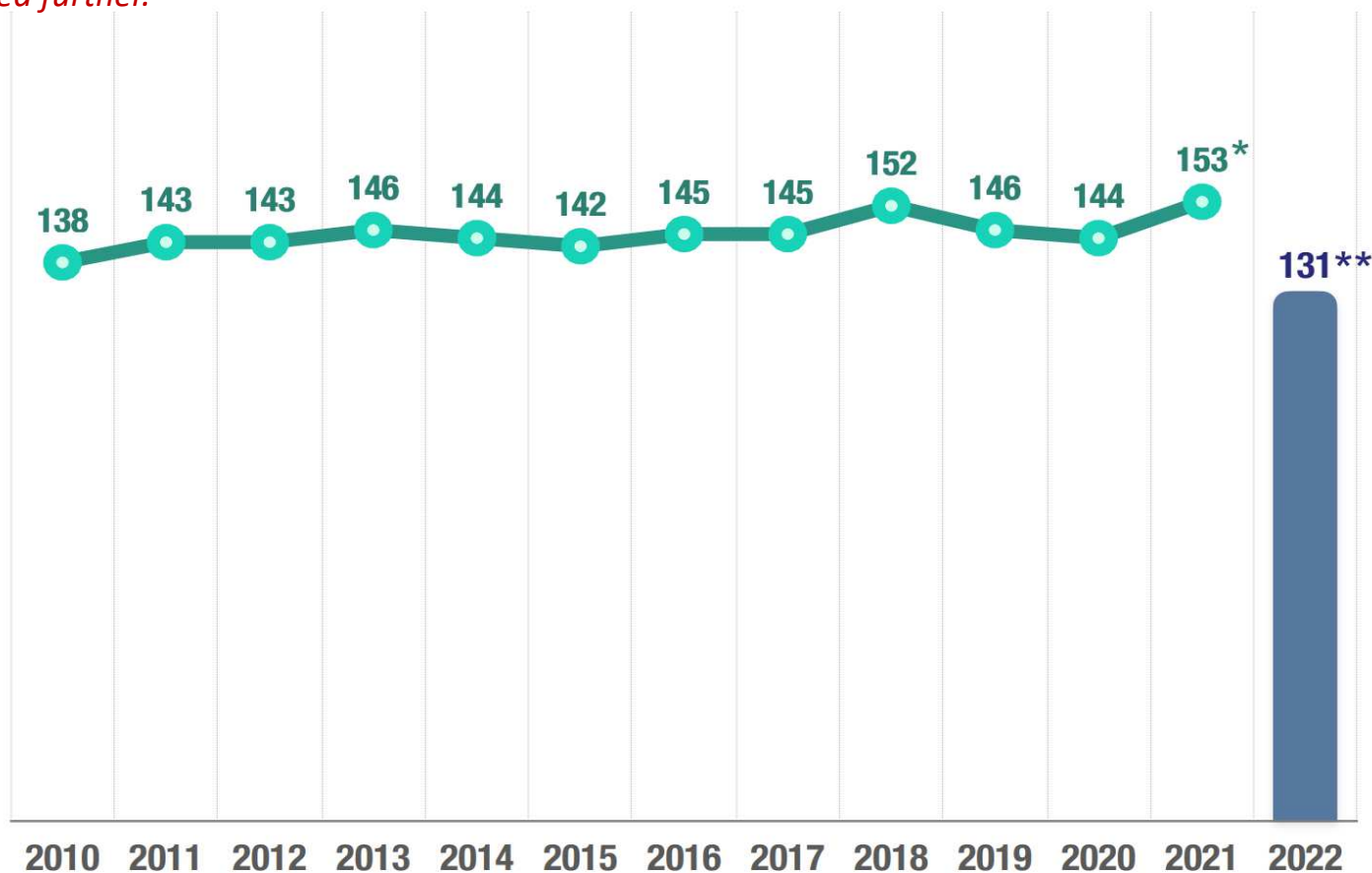
■ Regular budget
Peacekeeping
Tribunals

	30-Sep-21	30-Sep-22
Prior year's balance (1 January)	808	434
Assessments	2,955	2,934
Payments received	2,508	2,200
Unpaid assessments	1,255	1,168

Chart 5 - Regular Budget Assessments

Number of Member States paying in full at Year-End

We are slightly ahead at the end of the third quarter and hope last year's record can be improved further.



* Record number

** At 30 September 2022, compared to 130 Member States at 30 September 2021



United Nations
Financial Situation

■ Regular budget
Peacekeeping
Tribunals

Chart 6 - Regular Budget Assessments

Fully paid at 30 September 2022: 131 Member States*

Albania	Colombia	Italy	Netherlands	Slovakia
Algeria	Congo	Jamaica	New Zealand	Slovenia
Andorra	Cuba	Japan	Nicaragua	South Africa
Angola	Cyprus	Jordan	Nigeria	Spain
Antigua and Barbuda	Czech Republic	Kazakhstan	North Macedonia	Sweden
Armenia	Democratic People's Republic of Korea	Kenya	Norway	Switzerland
Australia	Democratic Republic of the Congo	Kiribati	Oman	Tajikistan
Austria	Denmark	Kuwait	Palau	Thailand
Azerbaijan	Dominican Republic	Kyrgyzstan	Paraguay	Timor-Leste
Bahrain	Egypt	Lao People's Democratic Republic	Peru	Trinidad and Tobago
Bangladesh	Estonia	Latvia	Philippines	Tunisia
Barbados	Eswatini	Libya	Poland	Türkiye
Belarus	Ethiopia	Liechtenstein	Portugal	Turkmenistan
Belgium	Fiji	Lithuania	Qatar	Tuvalu
Benin	Finland	Luxembourg	Republic of Korea	Ukraine
Bhutan	France	Malaysia	Republic of Moldova	United Arab Emirates
Bolivia (Plurinational State of)	Georgia	Maldives	Rwanda	United Kingdom of Great Britain and Northern Ireland
Bosnia and Herzegovina	Germany	Malta	Saint Lucia	United Republic of Tanzania
Botswana	Ghana	Marshall Islands	Saint Vincent and the Grenadines	Uruguay
Brunei Darussalam	Greece	Mauritius	Samoa	Uzbekistan
Bulgaria	Honduras	Monaco	San Marino	Viet Nam
Burundi	Hungary	Mongolia	Saudi Arabia	Zambia
Cambodia	Iceland	Morocco	Senegal	Zimbabwe
Canada	India	Mozambique	Serbia	
Central African Republic	Indonesia	Namibia	Seychelles	
Chile	Iraq	Nauru	Sierra Leone	
China	Ireland	Nepal	Singapore	



United Nations
Financial Situation

■ Regular budget
Peacekeeping
Tribunals

* Compared to 130 Member States at 30 September 2021

Chart 7 - Unpaid Regular Budget Assessments at 30 September 2022



United Nations
Financial Situation

■ Regular budget
Peacekeeping
Tribunals

(62 Member States, \$1,168m)

Member state	Amount	Member state	Amount	Member state	Amount
Afghanistan	373,339	Grenada	28,727	Panama	3,360,599
Argentina	47,560,518	Guatemala	116,501	Papua New Guinea	49,724
Bahamas	545,807	Guinea*	86,180	Romania	3,406,464
Belize	28,727	Guinea-Bissau	28,631	Russian Federation	52,795,528
Brazil	56,424,484	Guyana	48,991	Saint Kitts and Nevis	57,453
Burkina Faso	10,333	Haiti	172,360	Sao Tome and Principe	676,348
Cabo Verde	28,727	Iran (Islamic Republic of)	9,061,128	Solomon Islands	57,653
Cameroon	373,447	Israel	1,656,268	Somalia	1,251,591
Chad	84,680	Lebanon	1,017,662	South Sudan	287,696
Comoros	215,001	Lesotho	57,653	Sri Lanka	1,292,702
Costa Rica	1,954,425	Liberia	78,910	Sudan	289,505
Cote d'Ivoire	61,162	Madagascar	116,638	Suriname	230,808
Croatia	2,614,130	Malawi	89,061	Syrian Arab Republic	5,545
Djibouti	28,727	Mali**	18,747	Togo	56,194
Dominica	28,727	Mauritania	57,453	Tonga	28,727
Ecuador	2,074,249	Mexico	34,968,805	Uganda	160,267
El Salvador	373,447	Micronesia (Federated States of)	7,340	United States of America	914,961,337
Equatorial Guinea	1,256,383	Montenegro	114,907	Vanuatu	28,727
Eritrea	28,727	Myanmar	289,256	Venezuela (Bolivarian Republic of)	25,255,503
Gabon	804,331	Niger	11,471	Yemen	226,814
Gambia	32,509	Pakistan	528,792		

*Full payment subsequent to 30 September 2022

**Partial payment subsequent to 30 September 2022

Chart 8 - Unpaid Regular Budget Assessments

(US\$ millions)



United Nations
Financial Situation

Member State	30-Sep-21	30-Sep-22
United States of America	1,002	915
Brazil	58	56
Russian Federation	-	53
Argentina	64	48
Mexico	37	35
Venezuela (Bolivarian Republic of)	21	25
Iran (Islamic Republic of)	17	9
Other Member States	56	27
Total	1,255	1,168

■ Regular budget
Peacekeeping
Tribunals

Chart 9 - Peacekeeping: Assessment Status

(US\$ millions)

Peacekeeping assessments by September 2022 were higher compared to the same period in 2021. Assessments for second half of 2021/22 were issued only in Jan 2022 to reflect new scale of assessments.



United Nations
Financial Situation

Regular budget
■ Peacekeeping
Tribunals

	30-Sep-22
Prior years balance at 31 Dec 2021	1,382
Assessments during 2022 (Jan - Sep) for mandated periods*	7,367
Total	8,749
Payments/credits received during (Jan – Sep 2022)	5,038
Outstanding assessments at 30 September 2022**	3,711

**Compared to \$3,781 million at 30 September 2021*

***Including unpaid assessments within 30-day period for UNIFIL (\$308 million)*

Chart 10 - Peacekeeping Assessments

Fully paid at 30 September 2022: 43 Member States*



Algeria	Germany	Republic of Moldova
Armenia	Ghana	Rwanda
Australia	Hungary	Samoa
Bahrain	Iceland	Senegal
Barbados	Ireland	Seychelles
Belgium	Israel	Singapore
Bulgaria	Italy	Slovakia
Canada	Kuwait	Slovenia
Cuba	Latvia	Spain
Cyprus	Liechtenstein	Sweden
Czech Republic	Lithuania	Switzerland
Denmark	Netherlands	Tuvalu
Estonia	New Zealand	Zambia
Finland	Norway	
France	Republic of Korea	



*United Nations
Financial Situation*

Regular budget
■ Peacekeeping
Tribunals

*Compared to 42 Member States at 30 September 2021

Chart 11 - Unpaid Peacekeeping Assessments by Operation at 30 September 2022

(US\$ millions)

Peacekeeping	2021 and Prior	2022	Total
Active Missions			
UNDOF	4.6	25.9	30.5
UNIFIL	39.2	416.3	455.5
UNFICYP	6.3	15.8	22.1
MINURSO	34.5	21.7	56.2
UNMIK	17.7	32.6	50.3
MONUSCO	89.3	340.2	429.5
UNAMID*	118.7	13.5	132.2
UNISFA	20.0	88.6	108.6
UNMISS	99.8	511.8	611.6
UNSOS	41.9	314.3	356.2
MINUSMA	83.2	609.4	692.6
MINUSCA	65.6	304.1	369.7
Subtotal	620.8	2,694.2	3,315.0
Closed Missions			
	395.9	-	395.9
TOTAL	1,016.7	2,694.2	3,710.9

* *Closing Mission*



United Nations
Financial Situation

Regular budget
■ Peacekeeping
Tribunals

Chart 12 - Unpaid Peacekeeping Assessments

(US\$ millions)



United Nations
Financial Situation

Regular budget
■ Peacekeeping
Tribunals

Member State	30-Sep-21	30-Sep-22
United States of America	1,229	1,535
China	-	736
Japan*	-	306
Brazil	266	241
Saudi Arabia	118	196
Russian Federation	82	156
Venezuela (Bolivarian Republic of)	87	90
Other Member States	500	451
Total	2,282	3,711

*Payment of \$271.6m received after 30 September 2022

Chart 13 – Advance Collections for Peacekeeping

(US\$ millions)

Advance collections for 2022/23, based on resolution 73/307, have increased again, after a relatively lower level in 2021/22 owing to a new scale of assessments effective only from 2022



United Nations
Financial Situation

Regular budget
■ Peacekeeping
Tribunals

Contributions collected for 'non-mandated' periods

Peacekeeping assessments in July 2022 for non-mandated periods – \$2.5 billion

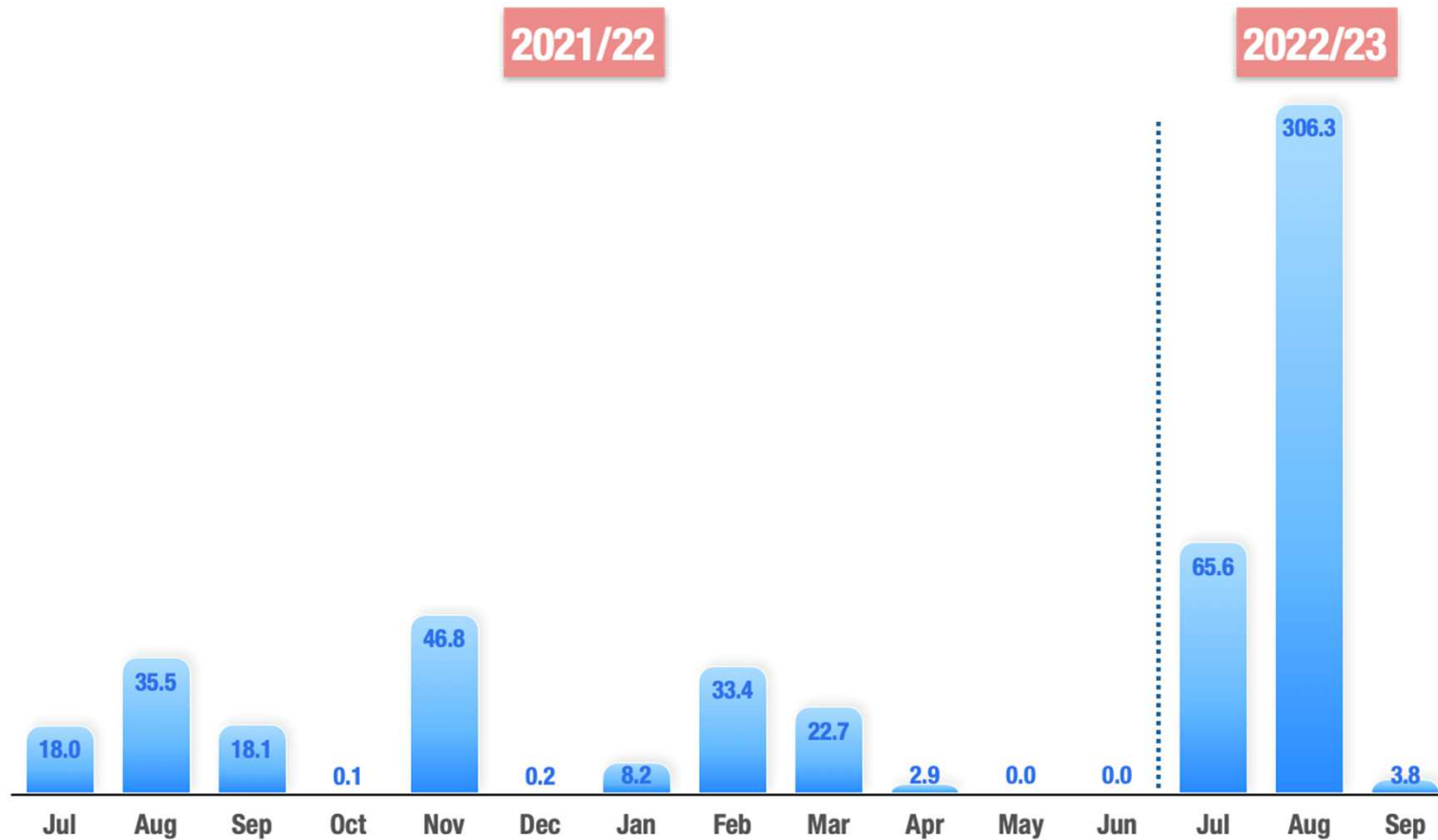


Chart 14 - Peacekeeping Assessments

Paid in full for peacekeeping 2022/23 fiscal year for all missions



17 Member States

Algeria
Armenia
Bahrain
Barbados
Bulgaria
Canada

Finland
France
Germany
Netherlands
New Zealand
Rwanda

Samoa
Senegal
Singapore
Spain
Zambia

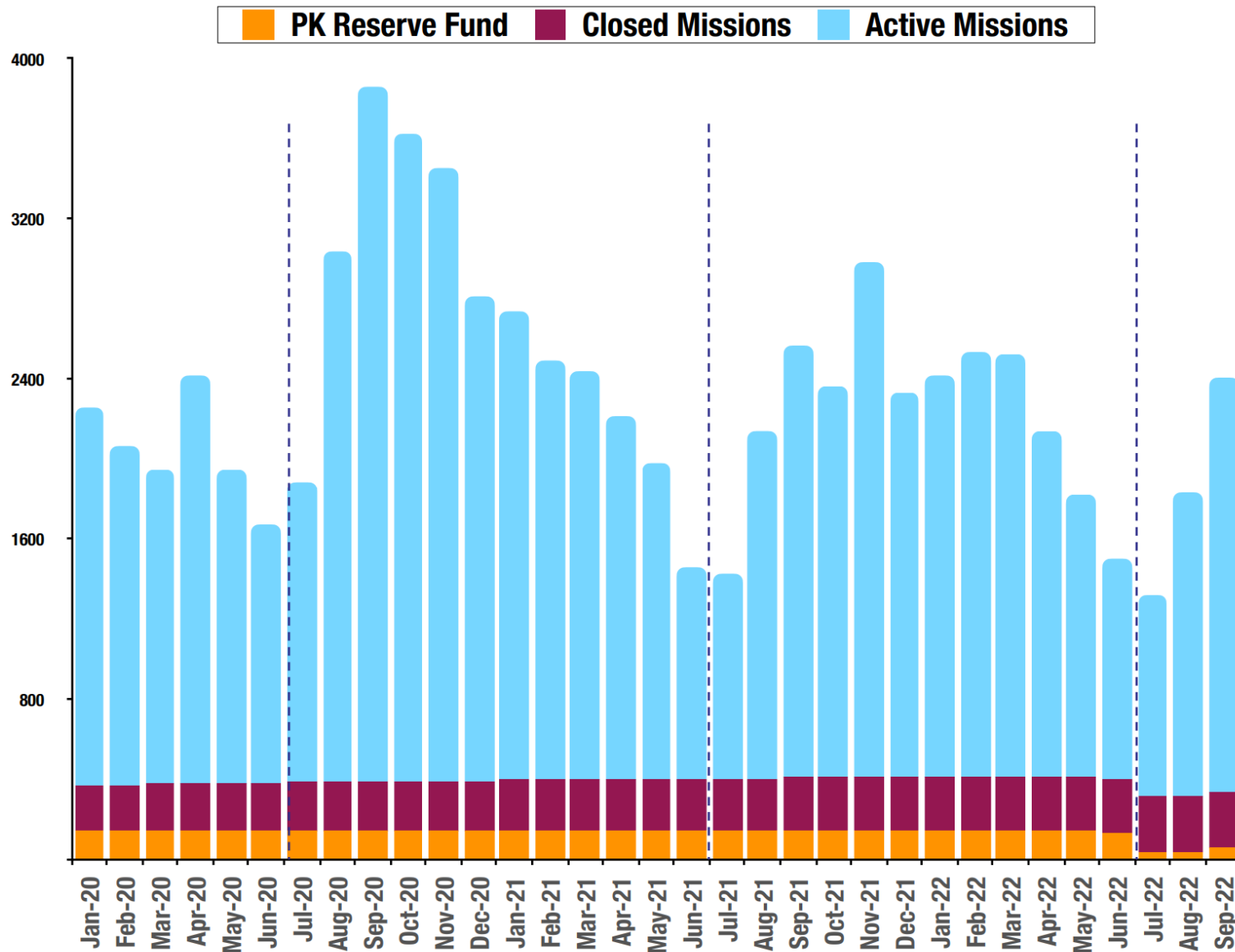


United Nations
Financial Situation

Regular budget
■ Peacekeeping
Tribunals

Chart 15 - Peacekeeping Cash Position for 2020-2022* (US\$ millions)

From July 2022 (A/RES/76/272), cash is borrowed from PK Reserve Fund before cash-pooling from active missions.



*Includes PK support activity funds



United Nations
Financial Situation

Regular budget
Peacekeeping
Tribunals

Chart 16 - Outstanding Payments to Member States

(US\$ millions)

Payments for troops/formed police units/COE claims are current for all missions, except UNAMID, for which cash pooling is not used as it is not an active PK operation.



United Nations
Financial Situation

Regular budget
■ Peacekeeping
Tribunals

	31-Dec-21	30-Jun-22	30-Sep-22*
Troops/formed police units	31	12	-
COE claims (active missions)	21	25	26
Total active peacekeeping missions	52	37	26
COE claims (closed missions)	86	86	86
Total	138	123	112

* Outstanding amounts as of 30 September 2022 relate to UNAMID for the period January 2021 until June 2022 .

Chart 17 – Outstanding Liabilities to Member States

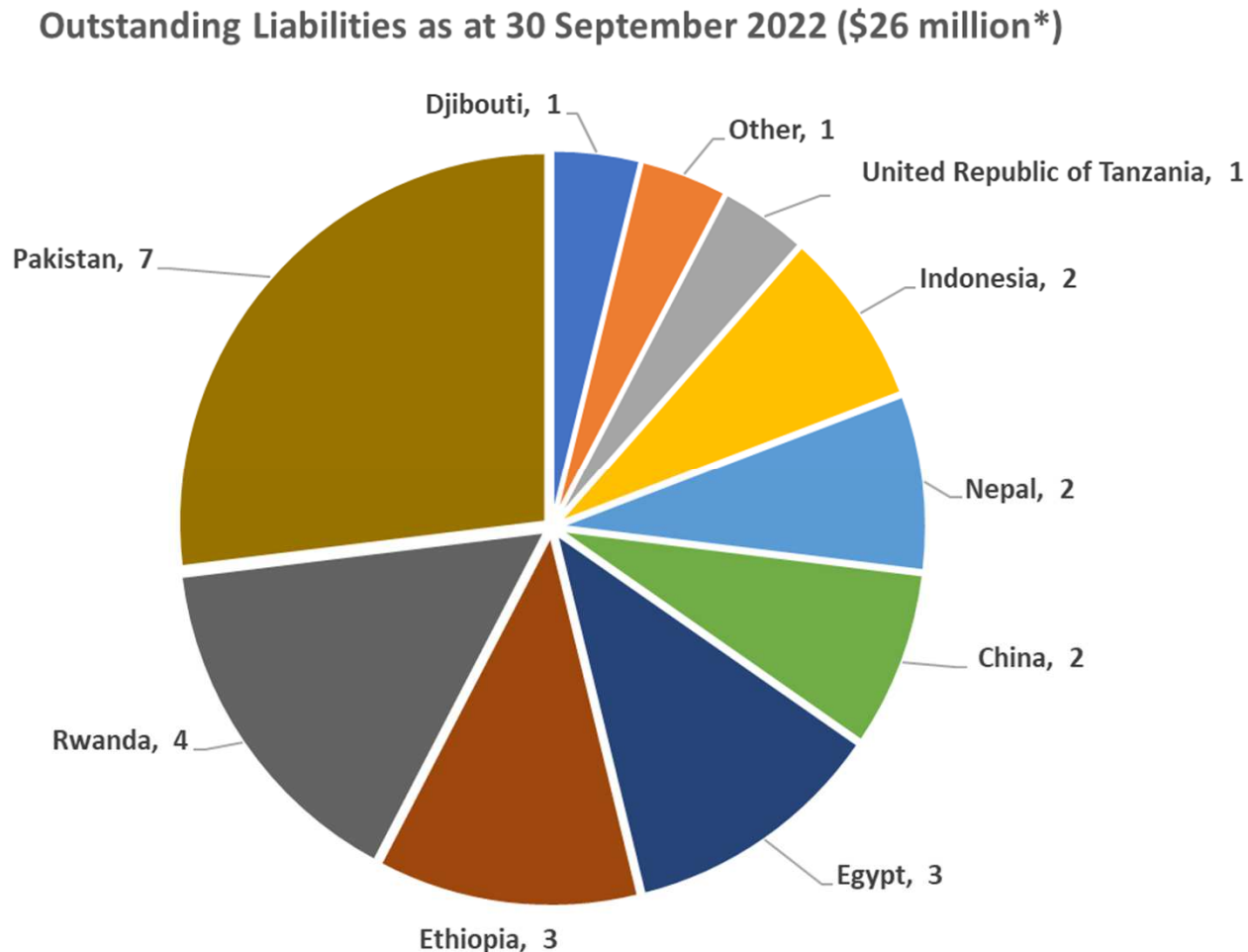
(for Troops/Formed Police Units and Contingent-owned Equipment)

(US\$ millions)



United Nations
Financial Situation

Regular budget
■ Peacekeeping
Tribunals



*Excludes (a) closed Peacekeeping Missions' amounts, and (b) estimates for unsigned MOUs

Chart 18 - Tribunal Assessments at 30 September 2022

(US\$ millions)



United Nations
Financial Situation

Regular budget
Peacekeeping

■ Tribunals

	Last Assessed	Assessed in 2022	Unpaid Assessments
MICT	Jan-22	72	28
ICTY	Jan-18	-	21
ICTR	Jan-16	-	6
Total		72	55*

**Compared to \$60 million at 30 September 2021*

Chart 19 - Tribunal Assessments

Fully paid at 30 September 2022: 107 Member States*

Albania	Congo	Israel	Morocco	Senegal
Algeria	Cuba	Italy	Mozambique	Serbia
Andorra	Cyprus	Jamaica	Namibia	Seychelles
Armenia	Czech Republic	Japan	Nauru	Sierra Leone
Australia	Democratic People's Republic of Korea	Jordan	Netherlands	Singapore
Austria	Democratic Republic of the Congo	Kazakhstan	New Zealand	Slovakia
Azerbaijan	Denmark	Kuwait	Nicaragua	Slovenia
Bahamas	Dominican Republic	Kyrgyzstan	Norway	South Africa
Bahrain	Egypt	Latvia	Paraguay	Spain
Bangladesh	Estonia	Libya	Philippines	Sweden
Barbados	Ethiopia	Liechtenstein	Poland	Switzerland
Belgium	Finland	Lithuania	Portugal	Syrian Arab Republic
Bhutan	France	Luxembourg	Qatar	Thailand
Bosnia and Herzegovina	Georgia	Malaysia	Republic of Korea	Timor-Leste
Botswana	Germany	Maldives	Republic of Moldova	Tuvalu
Brunei Darussalam	Ghana	Malta	Romania	Ukraine
Bulgaria	Greece	Marshall Islands	Rwanda	United Kingdom of Great Britain and Northern Ireland
Burundi	Guatemala	Mauritania	Saint Kitts and Nevis	Uruguay
Cambodia	Hungary	Mauritius	Saint Lucia	Uzbekistan
Canada	Iceland	Monaco	Saint Vincent and the Grenadines	
Central African Republic	India	Mongolia	Samoa	
China	Ireland	Montenegro	San Marino	



*United Nations
Financial Situation*

Regular budget
Peacekeeping

■ **Tribunals**

*Compared to 110 Member States at 30 September 2021

Chart 20 - Unpaid Tribunal Assessments

(US\$ millions)



United Nations
Financial Situation

Regular budget
Peacekeeping
■ Tribunals

Member State	30-Sep-21	30-Sep-22
Russian Federation	23	25
United States of America	19	19
Saudi Arabia	1	2
Venezuela (Bolivarian Republic of)	2	2
Iran (Islamic Republic of)	1	1
Other Member States	14	6
Total	60	55

Chart 21 - Tribunals Cash Position for 2020-2022

(US\$ millions)

As per resolution 76/272, surplus cash in closed Tribunals will be used for regular budget liquidity if needed, from January 2023.



United Nations
Financial Situation

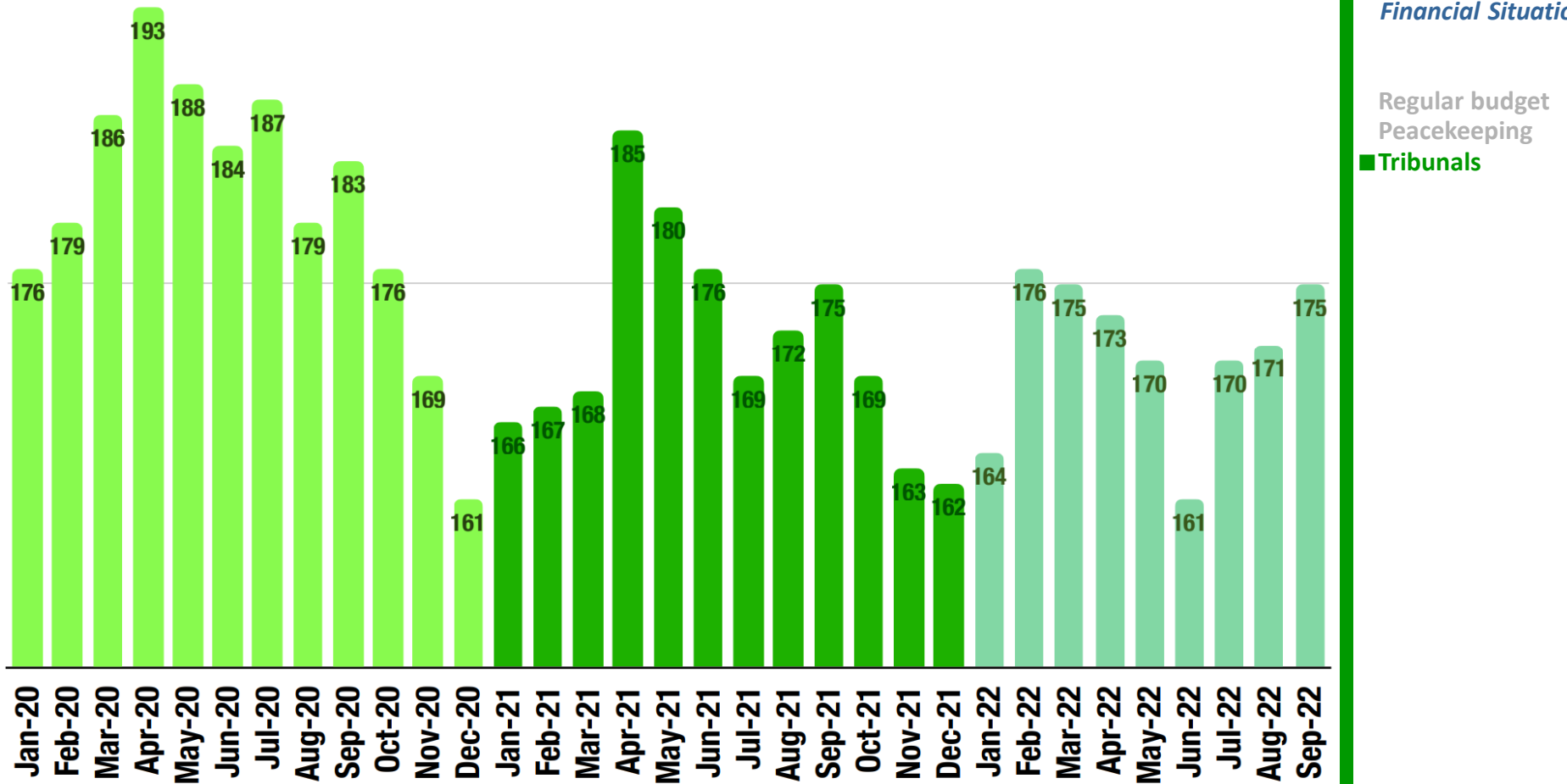


Chart 22 - Overview

(US\$ millions)



United Nations
Financial Situation

		31-Dec-20	31-Dec-21	30-Sep-21	30-Sep-22
Assessments	Regular budget	2,867	2,955	2,955	2,934
	Peacekeeping*	6,593	3,996	3,781	7,367
	Tribunals	80	82	82	72
Unpaid assessments	Regular budget	808	434	1,255	1,168
	Peacekeeping	3,184	1,382	2,282	3,711
	Tribunals	55	52	60	55
Cash on Hand**	Regular budget	(160)	307	165	213
	Peacekeeping	2,673	2,194	2,429	2,342
	Tribunals	161	162	175	175
Outstanding Payments to Member States***	Peacekeeping	158	138	174	112

* Assessments and unpaid assessments do not include assessments for 'non-mandated period'. Also, assessments in 2022 are higher because they include assessments for 2021/22 due to change in scale from Jan.2022.

** Not including reserves, and excluding the borrowing from the Working Capital Fund

*** Not including letters of assist, and death and disability claims

Chart 23 - All Assessments

Paid in full at 13 October 2022: 38 Member States*



*United Nations
Financial Situation*

Algeria	Germany	Norway
Armenia	Ghana	Republic of Korea
Australia	Hungary	Republic of Moldova
Bahrain	Iceland	Rwanda
Barbados	Ireland	Samoa
Belgium	Italy	Senegal
Bulgaria	Kuwait	Singapore
Canada	Latvia	Spain
Czech Republic	Liechtenstein	Sweden
Denmark	Mozambique	Switzerland
Estonia	Namibia	Tuvalu
Finland	Netherlands	United Kingdom of Great Britain and Northern Ireland
France	New Zealand	

*As at 13 October 2021 46 Member States paid in full.