



# **The United Nations Financial Situation**

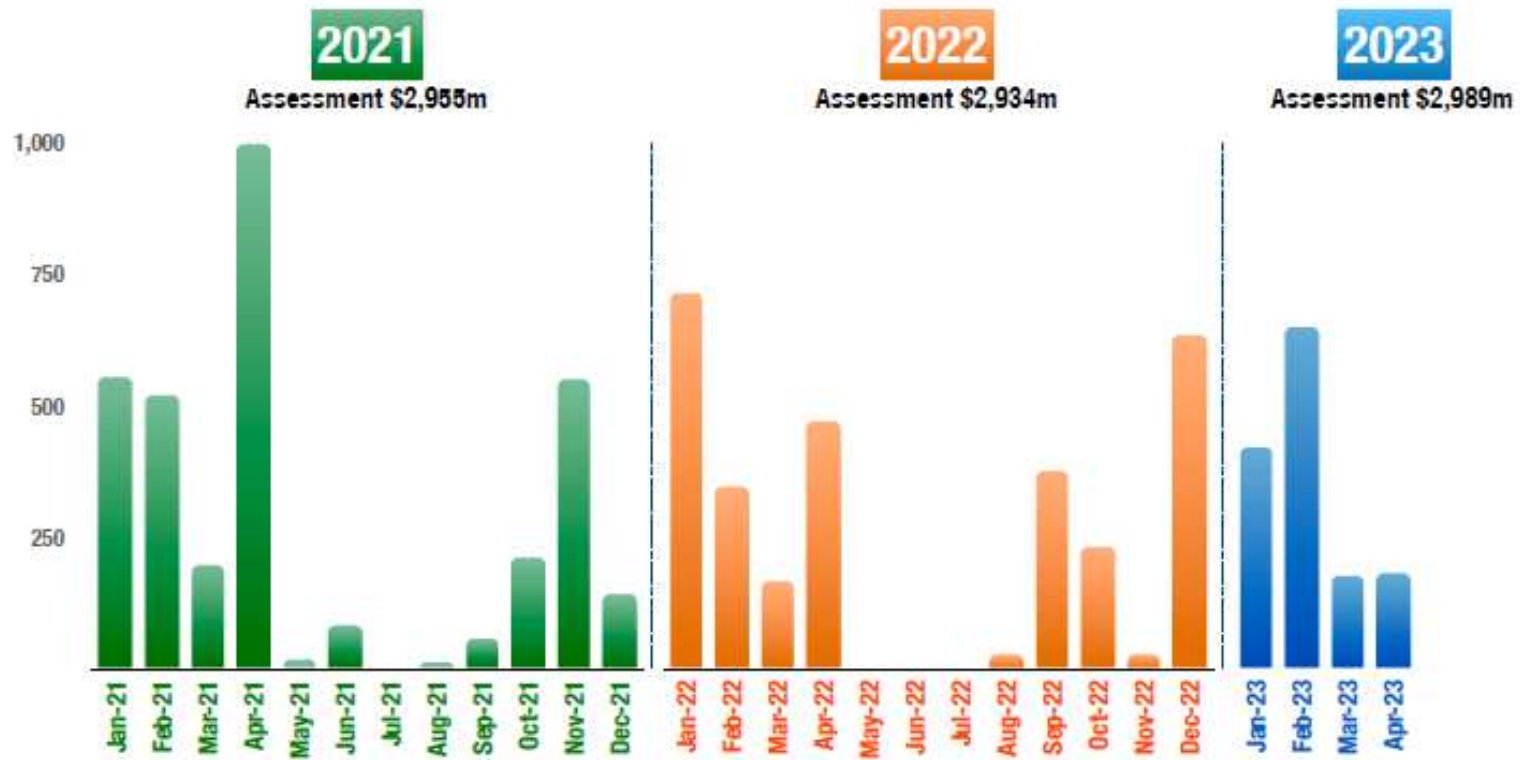
**Chandramouli Ramanathan  
Assistant Secretary-General, Controller  
Management Strategy, Policy and Compliance  
United Nations**

**4 May 2023**

# Chart 1 - Regular Budget Collection Trend

(US\$ millions)

Monthly collections fluctuate a lot, large amounts are still uncertain and received at the end of the year.



United Nations  
Financial Situation

■ Regular budget  
■ Peacekeeping  
■ Tribunals

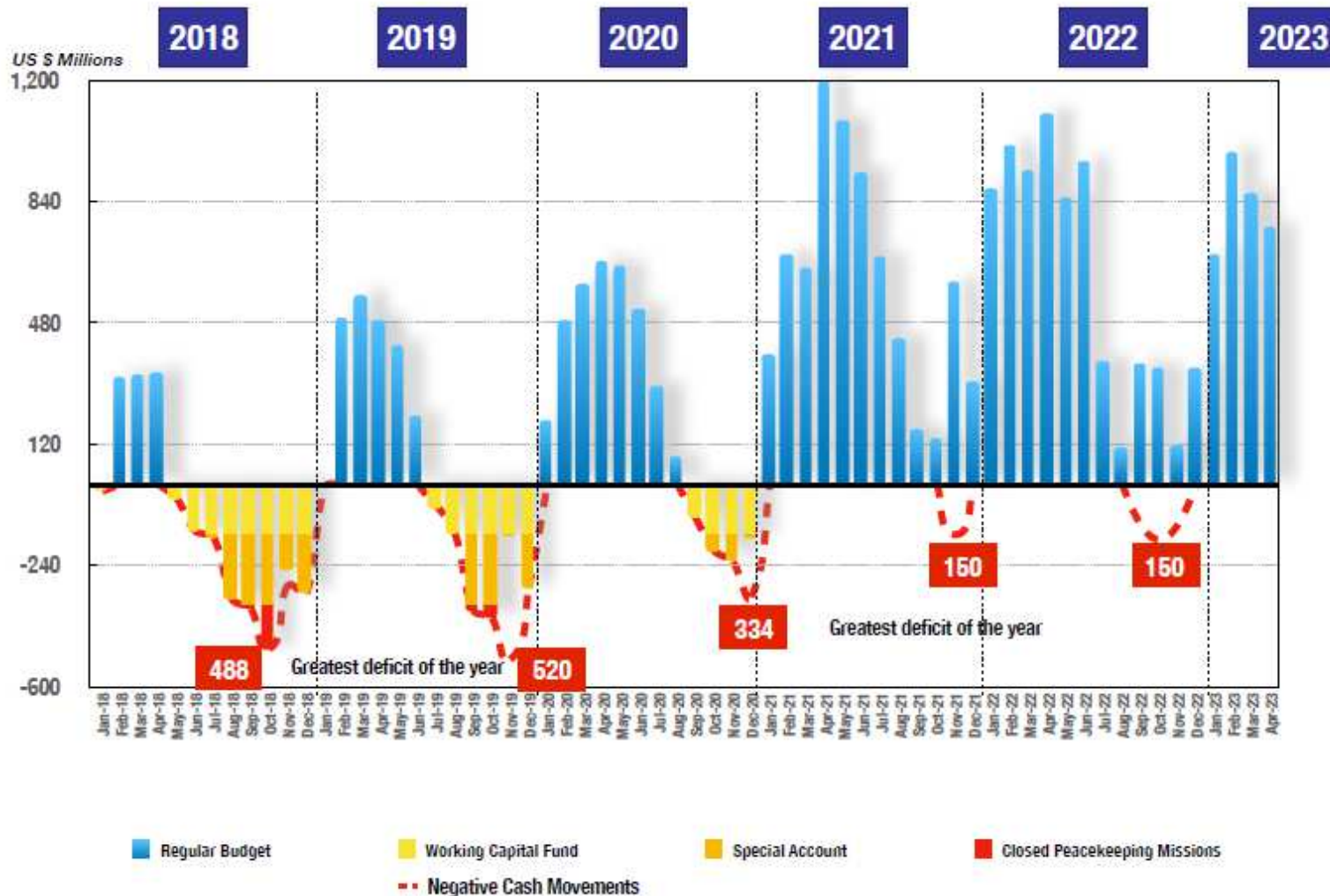
# Chart 2 - Regular Budget Cash Balance Trend

(US\$ millions)

Active liquidity management, especially aligning spending to liquidity, helped conserve cash for business continuity in the second half of each year from 2018 to 2021. In 2022 and 2023, fluctuations in intra-year payment patterns continued to cause uncertainty for safe spending, but a healthy opening cash balance reduced the negative impact.



United Nations  
Financial Situation



## Chart 3 - Regular Budget Cash Position

(US\$ millions)

*Regular budget cash position at the end of 2022 was an improvement over 2021. However, the situation at the end of April 2023 is worse than end of April 2022.*

|                              | 31-Dec-21  | 31-Dec-22  | 30-Apr-22    | 30-Apr-23    |
|------------------------------|------------|------------|--------------|--------------|
| Regular Budget               | 307        | 341        | 1,101        | 762          |
| Working Capital Fund         | 150        | 150        | 150          | 250*         |
| Special Account              | 208        | 209        | 208          | 211          |
| <b>Combined General Fund</b> | <b>665</b> | <b>700</b> | <b>1,459</b> | <b>1,223</b> |

*\* In resolution 76/272 of 29 June 2022, the General Assembly decided that the Working Capital Fund will be increased by \$100 million to be financed from the unspent funds of the 2021 regular budget, on an exceptional basis and without setting a precedent.*



United Nations  
Financial Situation

■ Regular budget  
Peacekeeping  
Tribunals

# Chart 4 - Regular Budget Assessment Status

(US\$ millions)

*Unpaid assessments at the end of 2022 improved compared to 2021 and hit a new record low, but the situation at the end of April 2023 is worse compared to April 2022.*

|                       | 31-Dec-21 | 31-Dec-22 | 30-Apr-22 | 30-Apr-23 |
|-----------------------|-----------|-----------|-----------|-----------|
| Prior year's balance* | 808       | 434       | 434       | 330       |
| Assessments           | 2,955     | 2,934     | 2,934     | 2,990     |
| Payments received     | 3,328     | 3,039     | 1,788     | 1,486     |
| Unpaid assessments**  | 434       | 330       | 1,581     | 1,834     |

*\*As at 1 January*

*\*\*Difference due to rounding*



United Nations  
Financial Situation

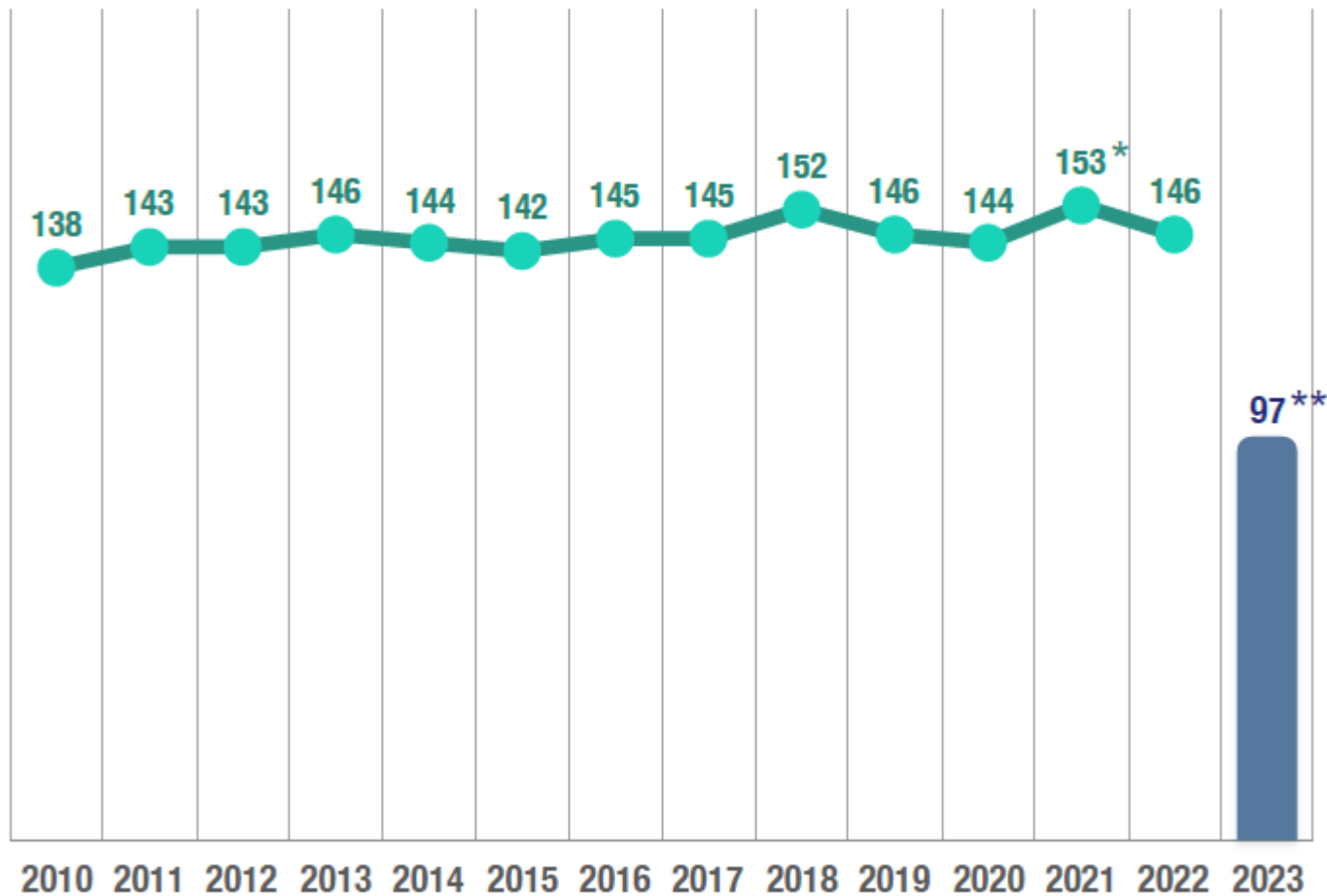
■ Regular budget  
Peacekeeping  
Tribunals

# Chart 5 - Regular Budget Assessments

Number of Member States paying in full at Year-End declined in 2022



United Nations  
Financial Situation



■ Regular budget  
Peacekeeping  
Tribunals

\*Record number

\*\*At 30 April 2023, compared to 96 Member States at 30 April 2022

# Chart 6 - Regular Budget Assessments

Fully paid at 31 December 2022: 146 Member States\*

|                          |                        |                            |                       |                              |
|--------------------------|------------------------|----------------------------|-----------------------|------------------------------|
| Albania                  | Costa Rica             | Iran (Islamic Republic of) | Mozambique            | Serbia                       |
| Algeria                  | Croatia                | Iraq                       | Namibia               | Seychelles                   |
| Andorra                  | Cuba                   | Ireland                    | Nauru                 | Sierra Leone                 |
| Angola                   | Cyprus                 | Italy                      | Nepal                 | Singapore                    |
| Antigua and Barbuda      | Czech Republic         | Jamaica                    | Netherlands           | Slovakia                     |
| Armenia                  | Democratic People's    | Japan                      | (Kingdom of the)      | Slovenia                     |
| Australia                | Republic of Korea      | Jordan                     | New Zealand           | South Africa                 |
| Austria                  | Democratic Republic of | Kazakhstan                 | Nicaragua             | Spain                        |
| Azerbaijan               | the Congo              | Kenya                      | Nigeria               | Sweden                       |
| Bahrain                  | Denmark                | Kiribati                   | North Macedonia       | Switzerland                  |
| Bangladesh               | Dominican Republic     | Kuwait                     | Norway                | Tajikistan                   |
| Barbados                 | Ecuador                | Kyrgyzstan                 | Oman                  | Thailand                     |
| Belarus                  | Egypt                  | Lao People's Democratic    | Palau                 | Timor-Leste                  |
| Belgium                  | Eritrea                | Republic                   | Paraguay              | Tonga                        |
| Benin                    | Estonia                | Latvia                     | Peru                  | Trinidad and Tobago          |
| Bhutan                   | Eswatini               | Libya                      | Philippines           | Tunisia                      |
| Bolivia (Plurinational   | Ethiopia               | Liechtenstein              | Poland                | Türkiye                      |
| State of)                | Fiji                   | Lithuania                  | Portugal              | Turkmenistan                 |
| Bosnia and Herzegovina   | Finland                | Luxembourg                 | Qatar                 | Tuvalu                       |
| Botswana                 | France                 | Malawi                     | Republic of Korea     | Ukraine                      |
| Brazil                   | Georgia                | Malaysia                   | Republic of Moldova   | United Arab Emirates         |
| Brunei Darussalam        | Germany                | Maldives                   | Romania               | United Kingdom of Great      |
| Bulgaria                 | Ghana                  | Malta                      | Russian Federation    | Britain and Northern Ireland |
| Burundi                  | Greece                 | Marshall Islands           | Rwanda                | United Republic of Tanzania  |
| Cambodia                 | Grenada                | Mauritius                  | Saint Lucia           | Uruguay                      |
| Canada                   | Guinea                 | Micronesia (Federated      | Saint Vincent and the | Uzbekistan                   |
| Central African Republic | Honduras               | States of)                 | Grenadines            | Viet Nam                     |
| Chile                    | Hungary                | Monaco                     | Samoa                 | Yemen                        |
| China                    | Iceland                | Mongolia                   | San Marino            | Zambia                       |
| Colombia                 | India                  | Montenegro                 | Saudi Arabia          | Zimbabwe                     |
| Congo                    | Indonesia              | Morocco                    | Senegal               |                              |



United Nations  
Financial Situation

■ Regular budget  
Peacekeeping  
Tribunals

\*Compared to 153 Member States at 31 December 2021

## Chart 7 - Regular Budget Honour Roll

Fully paid Member States within the 30-day period specified in Financial Regulation 3.5 (by 16 February 2023) remained stable at 53\*

|                   |               |                              |
|-------------------|---------------|------------------------------|
| Algeria           | Gabon         | Nauru                        |
| Armenia           | Georgia       | Netherlands (Kingdom of the) |
| Australia         | Germany       | New Zealand                  |
| Austria           | Hungary       | Norway                       |
| Azerbaijan        | Iceland       | Palau                        |
| Barbados          | India         | Poland                       |
| Belgium           | Ireland       | Portugal                     |
| Benin             | Italy         | Republic of Korea            |
| Brunei Darussalam | Kazakhstan    | Russian Federation           |
| Canada            | Kiribati      | San Marino                   |
| Cuba              | Kuwait        | Senegal                      |
| Cyprus            | Latvia        | Singapore                    |
| Czech Republic    | Liechtenstein | Slovakia                     |
| Denmark           | Lithuania     | Spain                        |
| Estonia           | Luxembourg    | Sweden                       |
| Ethiopia          | Malaysia      | Switzerland                  |
| Finland           | Malta         | Ukraine                      |
| France            | Morocco       |                              |

\* Similar to 53 Member States in 2022



United Nations  
Financial Situation

■ Regular budget  
Peacekeeping  
Tribunals



# Chart 8 - Regular Budget Assessments

Fully paid at 30 April

|                              |                      | 2022   |  |
|------------------------------|----------------------|--|--|
| <u>JANUARY</u>               | <u>JANUARY CONT.</u> | <u>MARCH</u>   |  |
| Algeria                      | Republic of Korea    | Angola   |  |
| Armenia                      | Singapore            | Antigua and Barbuda                                  |  |
| Azerbaijan                   | Slovakia             | Colombia   |  |
| Barbados                     | Sweden               | Czech Republic                                       |  |
| Belgium                      | Switzerland          | Ethiopia   |  |
| Brunei Darussalam            | Ukraine              | Greece   |  |
| Bulgaria                     | United Arab Emirates | Italy  |  |
| Canada                       | Viet Nam             | Jordan   |  |
| Cuba                         | <u>FEBRUARY</u>      | Kenya  |  |
| Denmark                      | Australia            | Kiribati   |  |
| Estonia                      | Austria              | Nigeria  |  |
| Finland                      | Bahrain              | North Macedonia                                      |  |
| Georgia                      | Bhutan               | San Marino   |  |
| Germany                      | Bosnia and           | Serbia   |  |
| Hungary                      | Herzegovina          | Thailand   |  |
| Iceland                      | Cyprus               | Trinidad and Tobago                                  |  |
| India                        | Fiji                 | <u>APRIL</u>   |  |
| Ireland                      | France               | Andorra  |  |
| Kazakhstan                   | Kyrgyzstan           | Bangladesh   |  |
| Kuwait                       | Lithuania            | Benin  |  |
| Latvia                       | Maldives             | Botswana   |  |
| Liechtenstein                | Monaco               | Cambodia   |  |
| Luxembourg                   | Mongolia             | Egypt  |  |
| Malaysia                     | Morocco              | Jamaica  |  |
| Malta                        | Nepal                | Japan  |  |
| Namibia                      | New Zealand          | Mauritius  |  |
| Nauru                        | Republic of Moldova  | Nicaragua  |  |
| Netherlands (Kingdom of the) | Samoa                | Philippines  |  |
| Norway                       | Slovenia             | Türkiye  |  |
| Palau                        | South Africa         | Turkmenistan   |  |
| Poland                       | Spain                | United Kingdom of Great Britain and Northern Ireland |  |
| Portugal                     | Timor-Leste          | Uzbekistan   |  |
| Qatar                        | Tuvalu               |  |  |
|                              | Zambia               |  |  |

**TOTAL: 96**

|                              |                       | 2023   |  |
|------------------------------|-----------------------|--|--|
| <u>JANUARY</u>               | <u>FEBRUARY CONT.</u> | <u>MARCH CONT.</u>                                   |  |
| Algeria                      | Cuba                  | Indonesia  |  |
| Armenia                      | Czech Republic        | Jamaica  |  |
| Barbados                     | Estonia               | Kyrgyzstan   |  |
| Benin                        | Ethiopia              | Lebanon  |  |
| Canada                       | France                | Mauritius  |  |
| Cyprus                       | Gabon                 | Micronesia (Federated States of)                     |  |
| Denmark                      | Georgia               | Monaco   |  |
| Finland                      | Germany               | Namibia  |  |
| Hungary                      | India                 | Peru   |  |
| Iceland                      | Ireland               | Philippines  |  |
| Kazakhstan                   | Italy                 | Qatar  |  |
| Latvia                       | Kiribati              | Romania  |  |
| Liechtenstein                | Kuwait                | Saint Lucia  |  |
| Luxembourg                   | Lithuania             | Samoa  |  |
| Malaysia                     | Maldives              | South Africa   |  |
| Malta                        | Morocco               | Tajikistan   |  |
| Netherlands (Kingdom of the) | Nauru                 | Timor-Leste  |  |
| Norway                       | New Zealand           | Türkiye  |  |
| Palau                        | Nicaragua             | Tuvalu   |  |
| Republic of Korea            | Poland                | Zambia   |  |
| Russian Federation           | Portugal              | <u>APRIL</u>   |  |
| Senegal                      | San Marino            | Bangladesh   |  |
| Singapore                    | Serbia                | Cambodia   |  |
| Switzerland                  | Slovakia              | Chile  |  |
| Ukraine                      | Slovenia              | Costa Rica   |  |
| <u>FEBRUARY</u>              | Spain                 | Guatemala  |  |
| Australia                    | Sweden                | Nepal  |  |
| Austria                      | <u>MARCH</u>          | Saudi Arabia   |  |
| Azerbaijan                   | Bahrain               | Turkmenistan   |  |
| Belgium                      | Burundi               | United Kingdom of Great Britain and Northern Ireland |  |
| Bosnia and Herzegovina       | Chad                  | Uzbekistan   |  |
| Brunei Darussalam            | Colombia              | Viet Nam   |  |
| Bulgaria                     | Croatia               |  |  |
|                              | Egypt                 |  |  |
|                              | Greece                |  |  |

**TOTAL: 97**



United Nations  
Financial Situation

■ Regular budget  
Peacekeeping  
Tribunals

# Chart 9 - Unpaid Regular Budget Assessments

(US\$ millions)

| Member State             | 30-Apr-23      |
|--------------------------|----------------|
| United States of America | 930            |
| China                    | 446            |
| Japan                    | 182*           |
| Argentina                | 68             |
| Brazil                   | 59             |
| Other Member States      | 148            |
| <b>Total</b>             | <b>1,834**</b> |

\* Full payment received subsequent to 30 April 2023

\*\*Difference due to rounding



United Nations  
Financial Situation

■ Regular budget  
Peacekeeping  
Tribunals

# Chart 10 - Peacekeeping: Assessment Status

(US\$ millions)

|                                     | 1 Jul 2021 to<br>30 Jun 2022 | 1 Jul 2022 to<br>30 Apr 2023 |
|-------------------------------------|------------------------------|------------------------------|
| Prior-years' balance (as at 1 July) | 2,148                        | 2,113                        |
| Assessments                         | 6,222                        | 6,293                        |
| Payments/credits received           | 6,257                        | 5,600                        |
| <b>Unpaid assessments</b>           | <b>2,113</b>                 | <b>2,806*</b>                |

\* As of 30 April 2023: Includes unpaid assessments within 30-day period for UNSOS: - \$83 million



United Nations  
Financial Situation

Regular budget  
■ Peacekeeping  
Tribunals

# Chart 11 - Unpaid Peacekeeping Assessments by Operation at 30 April 2023

(US\$ millions)

| Peacekeeping           | 2021/22 and prior | 2022/23        | Total           |
|------------------------|-------------------|----------------|-----------------|
| <b>Active Missions</b> |                   |                |                 |
| UNDOF                  | 4.8               | 23.0           | 27.9            |
| UNIFIL                 | 39.7              | 177.9          | 217.6           |
| UNFICYP                | 7.4               | 12.8           | 20.3            |
| MINURSO                | 32.2              | 27.1           | 59.3            |
| UNMIK                  | 23.9              | 13.3           | 37.2            |
| MONUSCO                | 82.8              | 360.3          | 443.1           |
| UNISFA                 | 21.3              | 85.7           | 106.9           |
| UNMISS                 | 100.7             | 316.8          | 417.5           |
| UNSOS                  | 63.0              | 209.2          | 272.2           |
| MINUSMA                | 82.4              | 211.0          | 293.4           |
| MINUSCA                | 72.6              | 322.5          | 395.2           |
| Subtotal               | 531.0             | 1,759.6        | 2,290.5         |
| <b>Closed Missions</b> |                   |                |                 |
|                        | 515.7             | -              | 515.7           |
| <b>Total</b>           | <b>1,046.7*</b>   | <b>1,759.6</b> | <b>2,806.2*</b> |

*\*Difference due to rounding*



United Nations  
Financial Situation

Regular budget  
■ Peacekeeping  
Tribunals

# Chart 12 - Peacekeeping Assessments

Fully paid for all assessments due and payable at 31 December 2022:

51 Member States\*



|                |                              |   |
|----------------|------------------------------|---|
| Algeria        | Ghana                        | Republic of Moldova                                     |
| Armenia        | Hungary                      | Russian Federation                                      |
| Australia      | Iceland                      | Rwanda  |
| Austria        | Indonesia                    | Samoa   |
| Bahrain        | Ireland                      | Senegal   |
| Barbados       | Israel                       | Singapore   |
| Belgium        | Italy                        | Slovakia  |
| Bhutan         | Jamaica                      | Slovenia  |
| Botswana       | Kazakhstan                   | Spain   |
| Bulgaria       | Kiribati                     | Sweden  |
| Canada         | Latvia                       | Switzerland   |
| Czech Republic | Liechtenstein                | Thailand  |
| Denmark        | Netherlands (Kingdom of the) | Tuvalu  |
| Eritrea        | New Zealand                  | United Kingdom of Great<br>Britain and Northern Ireland |
| Estonia        | Nicaragua                    | Zambia  |
| Finland        | Norway                       |   |
| France         | Poland                       |   |
| Germany        | Portugal                     |   |



United Nations  
Financial Situation

Regular budget  
■ Peacekeeping  
Tribunals

*\*Compared to 56 Member States at 31 December 2021*

# Chart 13 - Peacekeeping Assessments

Fully paid at 30 April



| 2022              |                              |
|-------------------|------------------------------|
| Armenia           | Liechtenstein                |
| Australia         | Luxembourg                   |
| Austria           | Malaysia                     |
| Azerbaijan        | Monaco                       |
| Bahrain           | Nauru                        |
| Barbados          | Netherlands (Kingdom of the) |
| Belgium           | New Zealand                  |
| Bhutan            | Norway                       |
| Botswana          | Poland                       |
| Brunei Darussalam | Portugal                     |
| Bulgaria          | Qatar                        |
| Canada            | Republic of Korea            |
| Cuba              | Republic of Moldova          |
| Cyprus            | Romania                      |
| Ethiopia          | Singapore                    |
| Fiji              | Slovakia                     |
| Finland           | South Africa                 |
| France            | Spain                        |
| Georgia           | Sweden                       |
| Germany           | Switzerland                  |
| Hungary           | Tuvalu                       |
| Iceland           | Zambia                       |
| India             |                              |
| Ireland           |                              |
| Israel            |                              |
| Italy             |                              |
| Japan             |                              |
| Kyrgyzstan        |                              |
| Latvia            |                              |

**TOTAL: 51**

| 2023              |                              |
|-------------------|------------------------------|
| Algeria           | Japan                        |
| Armenia           | Kazakhstan                   |
| Australia         | Latvia                       |
| Austria           | Liechtenstein                |
| Azerbaijan        | Luxembourg                   |
| Bahrain           | Morocco                      |
| Barbados          | Netherlands (Kingdom of the) |
| Belgium           | New Zealand                  |
| Botswana          | Nicaragua                    |
| Brunei Darussalam | Norway                       |
| Bulgaria          | Poland                       |
| Canada            | Qatar                        |
| Chad              | Republic of Korea            |
| Colombia          | Russian Federation           |
| Cuba              | Rwanda                       |
| Cyprus            | Samoa                        |
| Czech Republic    | San Marino                   |
| Egypt             | Senegal                      |
| Eritrea           | Singapore                    |
| Estonia           | Slovakia                     |
| Ethiopia          | Slovenia                     |
| Finland           | South Africa                 |
| France            | Spain                        |
| Germany           | Sweden                       |
| Ghana             | Switzerland                  |
| Hungary           | Thailand                     |
| Iceland           | Tonga                        |
| Indonesia         | Tuvalu                       |
| Ireland           | Uzbekistan                   |
| Israel            | Zambia                       |
| Italy             |                              |
| Jamaica           |                              |

**TOTAL: 62**



*United Nations  
Financial Situation*

Regular budget  
■ Peacekeeping  
 Tribunals

# Chart 14 - Unpaid Peacekeeping Assessments

(US\$ millions)

| <b>Member State</b>                | <b>30-Apr-23</b> |
|------------------------------------|------------------|
| United States of America           | 1,482            |
| China                              | 459              |
| Saudi Arabia                       | 218              |
| Brazil                             | 216              |
| Venezuela (Bolivarian Republic of) | 90               |
| Other Member States                | 340              |
| <b>Total</b>                       | <b>2,806*</b>    |

*\* Difference due to rounding*



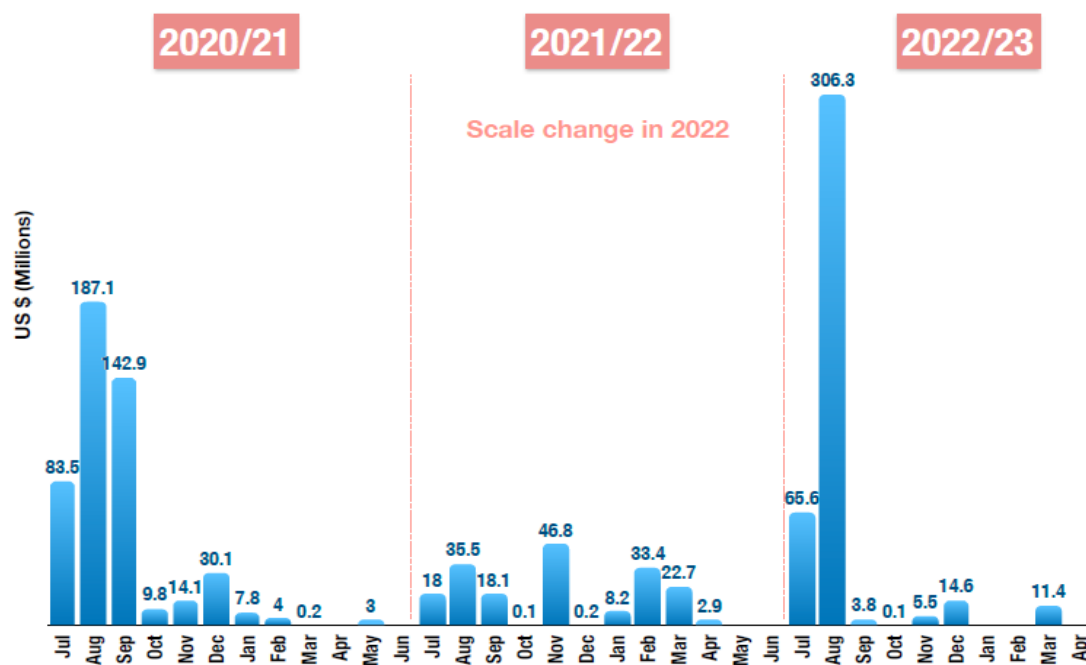
United Nations  
Financial Situation

Regular budget  
■ Peacekeeping  
Tribunals

# Chart 15 – Advance Collections for Peacekeeping

(US\$ millions)

## (a) Contributions collected for ‘non-mandated’ periods



Assessments issued in July 2022 for non-mandated periods: \$2.5 billion

## (b) Non-mandated assessments/Advance collections (US\$ millions)

| Fiscal Year | Non-mandated assessments | Advance collections as a % of Non-mandated assessments |                               |
|-------------|--------------------------|--|-------------------------------|
|             |                          | Advance collections                                    | % of Non-mandated assessments |
| 2019/20     | 2,400                    | 315.4  | 13%                           |
| 2020/21     | 2,500                    | 482.4  | 19%                           |
| 2021/22     | 899                      | 185.9  | 21%                           |
| 2022/23     | 2,500                    | 410.3  | 16%                           |



United Nations  
Financial Situation

Regular budget  
Peacekeeping  
Tribunals

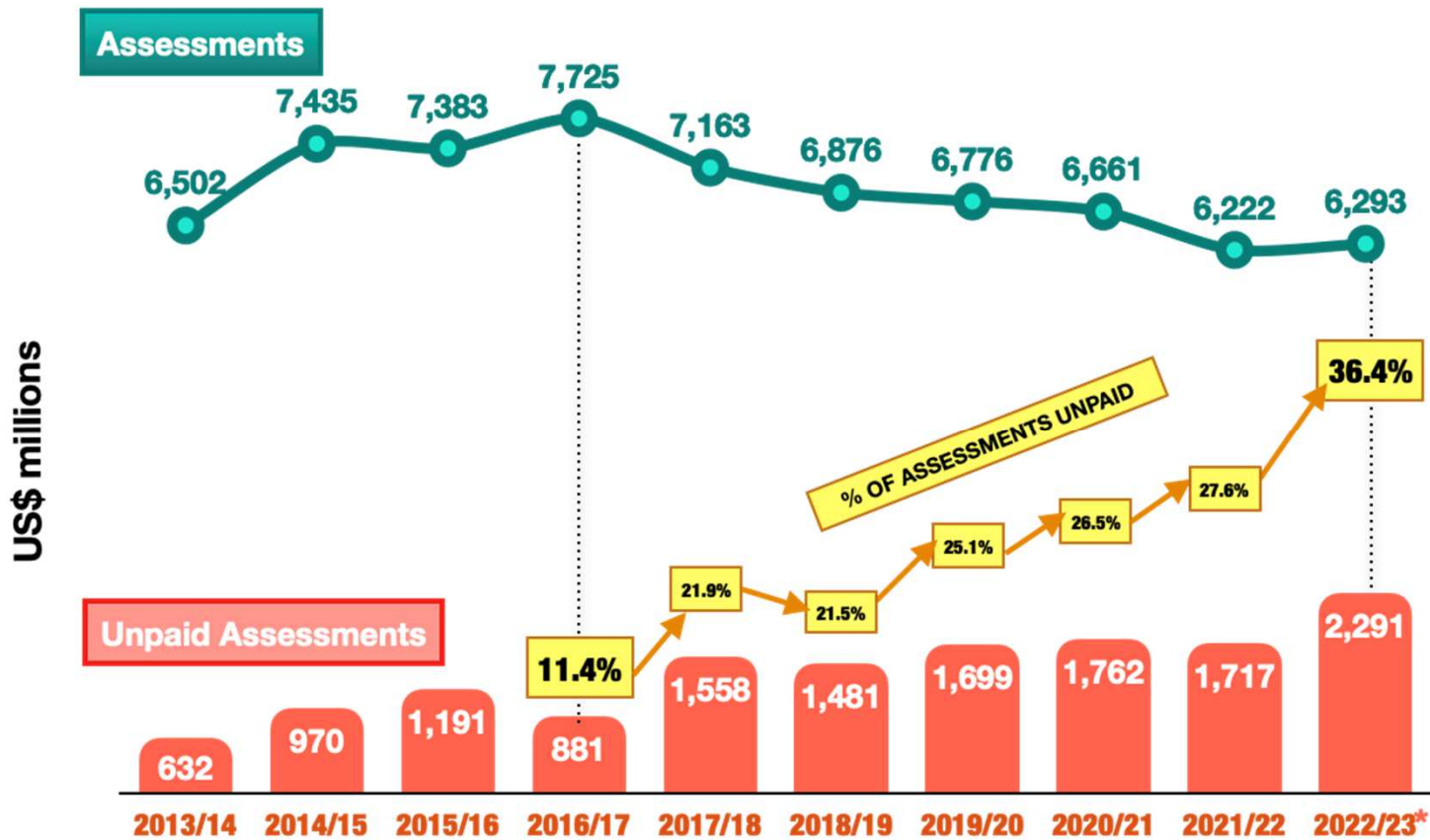


# Chart 16 – Outstanding contributions at peacekeeping fiscal year end (US\$ millions)



United Nations  
Financial Situation

Regular budget  
Peacekeeping  
Tribunals



\*As of 30 April 2023

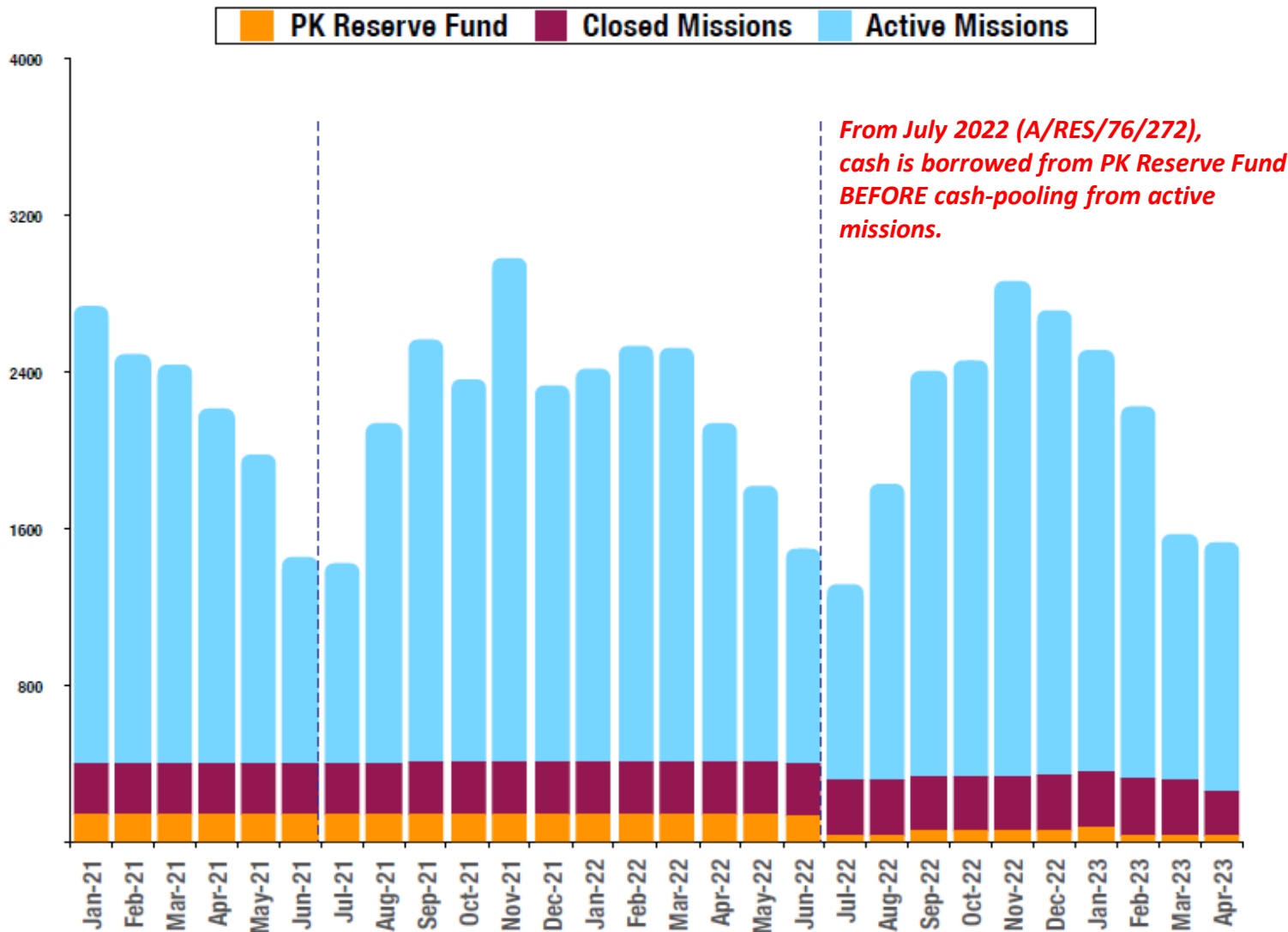
# Chart 17 - Peacekeeping Cash Position for 2021-2023\*

(US\$ millions)



United Nations  
Financial Situation

Regular budget  
Peacekeeping  
Tribunals



\*Includes PK support activity funds

# Chart 18 - Outstanding Payments to Member States

(US\$ millions)

*Payments for troops/formed police units/COE claims are current for all active missions, except for UNAMID; COE Claims for Closed Missions are also being settled based on GA resolution 76/280.*

|   | 31-Dec-21  | 31-Dec-22  | 30-Apr-22  | 30-Apr-23 |
|---|------------|------------|------------|-----------|
| Troops/formed police units*               | 31         | -          | 12         | -         |
| COE claims (active missions)**            | 21         | 26         | 25         | 19        |
| <b>Total active peacekeeping missions</b> | <b>52</b>  | <b>26</b>  | <b>37</b>  | <b>19</b> |
| COE claims (closed missions)***           | 86         | 86         | 86         | 42        |
| <b>Grand Total@@</b>                      | <b>138</b> | <b>112</b> | <b>123</b> | <b>61</b> |

\* No outstanding amounts for any active missions

\*\* Outstanding amounts as of 30 April 2023 include certified major equipment claims in UNAMID for the period from January 2021 to September 2022 (\$19 million).

\*\*\* In line with General Assembly resolution 76/280, the settlement of old claims owed to troop- and police-contributing countries (T/PCCs) in 29 closed missions commenced in March 2023. As of 30 April 2023, \$42 million were in progress of payment or awaiting instructions from T/PCCs on the disposition.

@@ Does not include Letters of Assist and death and disability claim costs which have balances of \$35.5 million and \$3.1 million respectively as at 30 April 2023.



United Nations  
Financial Situation

Regular budget  
■ Peacekeeping  
Tribunals

# Chart 19 - Outstanding Liabilities to Member States

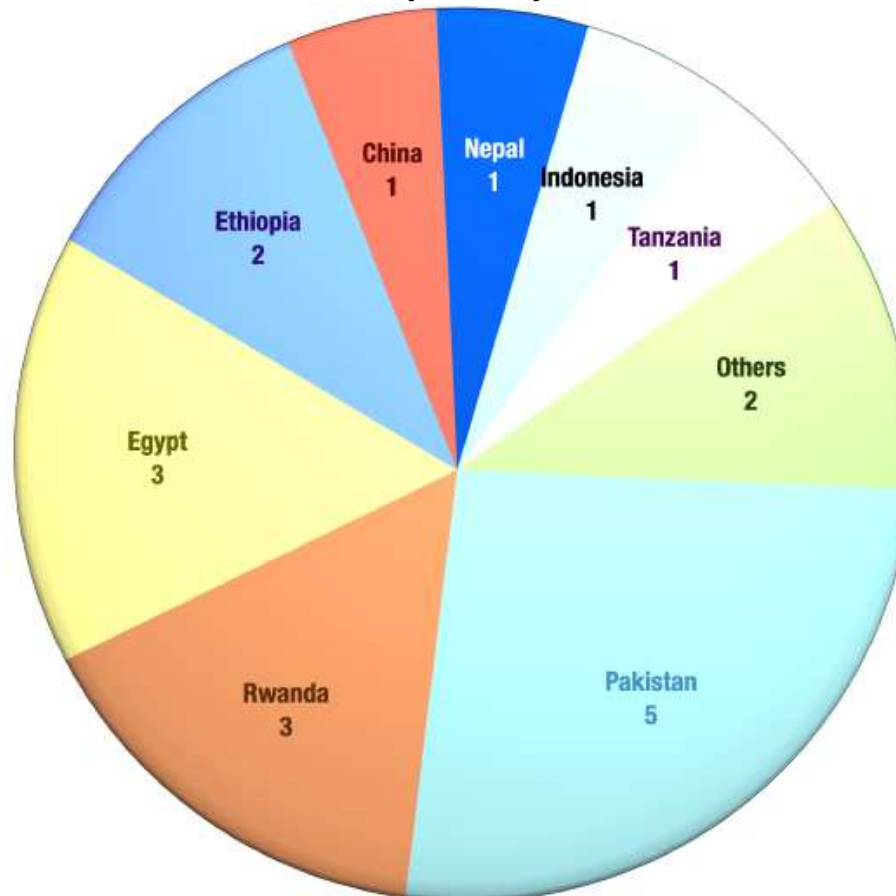
(for Troops/Formed Police Units and Contingent-Owned Equipment)

(US\$ millions)

## Outstanding Liabilities

30 April 2023

(\$19M)



United Nations  
Financial Situation

Regular budget  
Peacekeeping  
Tribunals

- "Other" includes Bangladesh, Burkina Faso, Djibouti, Gambia, Jordan, Kenya, Senegal and Togo
- \*\*Excludes older closed Peacekeeping Mission's liabilities, Letters Of Assist and death and disability claims.

# Chart 20 - Tribunal Assessments at 30 April 2023

(US\$ millions)

|              | Last Assessed | Assessed in 2023 | Unpaid Assessments |
|--------------|---------------|------------------|--------------------|
| MICT         | January 2023  | 67               | 67                 |
| ICTY         | January 2018  | -                | 21                 |
| ICTR         | January 2016  | -                | 5                  |
| <b>Total</b> |               | <b>67</b>        | <b>93*</b>         |

*\*Compared to \$91 million at 30 April 2022*



United Nations  
Financial Situation

Regular budget  
Peacekeeping

■ Tribunals

# Chart 21 - Tribunal Assessments

Fully paid at 30 April 2023: 84 Member States\*

|                        |                    |                                  |                       |
|------------------------|--------------------|----------------------------------|-----------------------|
| Algeria                | Denmark            | Luxembourg                       | Saint Kitts and Nevis |
| Armenia                | Dominican Republic | Maldives                         | Saint Lucia           |
| Australia              | Egypt              | Mauritania                       | Samoa                 |
| Austria                | Estonia            | Mauritius                        | San Marino            |
| Azerbaijan             | Finland            | Micronesia (Federated States of) | Senegal               |
| Bahamas                | France             | Monaco                           | Serbia                |
| Bahrain                | Georgia            | Mongolia                         | Singapore             |
| Bangladesh             | Germany            | Morocco                          | Slovakia              |
| Barbados               | Greece             | Nauru                            | Slovenia              |
| Belgium                | Hungary            | Nepal                            | South Africa          |
| Bhutan                 | Iceland            | Netherlands (Kingdom of the)     | Spain                 |
| Bosnia and Herzegovina | India              | New Zealand                      | Sweden                |
| Botswana               | Ireland            | Nicaragua                        | Switzerland           |
| Brunei Darussalam      | Israel             | Norway                           | Thailand              |
| Bulgaria               | Italy              | Oman                             | Timor-Leste           |
| Burundi                | Jamaica            | Palau                            | Tuvalu                |
| Cambodia               | Jordan             | Philippines                      | Uzbekistan            |
| Canada                 | Kazakhstan         | Poland                           | Zambia                |
| Chad                   | Kuwait             | Portugal                         |                       |
| Costa Rica             | Latvia             | Qatar                            |                       |
| Cyprus                 | Liechtenstein      | Republic of Korea                |                       |
| Czech Republic         | Lithuania          | Romania                          |                       |



United Nations  
Financial Situation

Regular budget  
Peacekeeping

■ Tribunals

*\*Compared to 73 Member States at 30 April 2022*

# Chart 22 - Unpaid Tribunal Assessments

(US\$ millions)



United Nations  
Financial Situation

Regular budget  
Peacekeeping

■ Tribunals

| <b>Member State</b>                                  | <b>30-Apr-23</b> |
|--|------------------|
| United States of America                             | 37               |
| Russian Federation                                   | 26               |
| China  | 11               |
| Japan  | 4 *              |
| United Kingdom of Great Britain and Northern Ireland | 3                |
| Other Member States                                  | 12               |
| <b>Total</b>   | <b>93</b>        |

*\*Full payment received subsequent to 30 April 2023*

# Chart 23 - Tribunals Cash Position for 2021-2023

(US\$ millions)

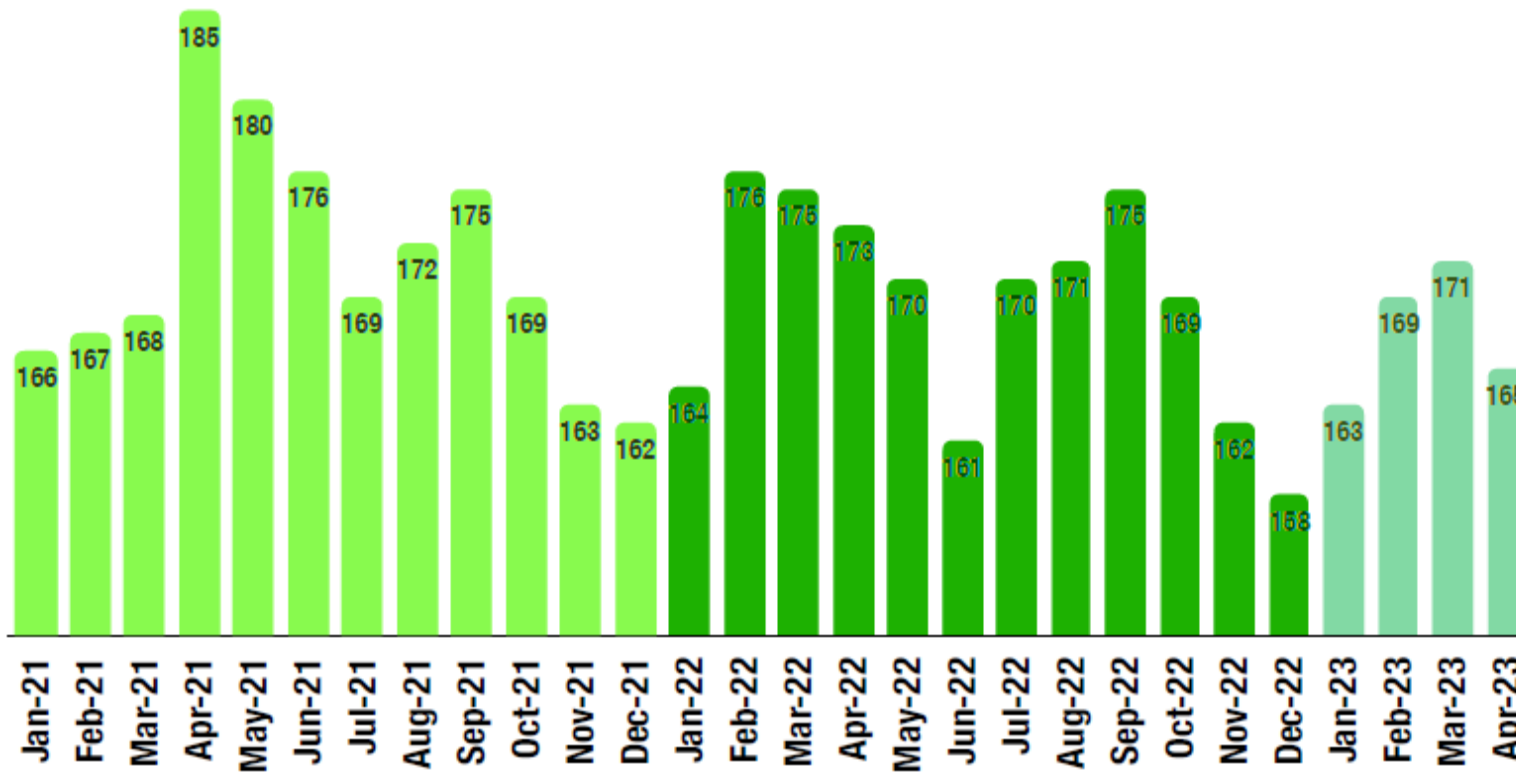
*As per resolution 76/272, surplus cash in closed Tribunals will be used for regular budget liquidity if needed, from January 2023.*



United Nations  
Financial Situation

Regular budget  
Peacekeeping

■ Tribunals





# Chart 24 - Overview

(US\$ millions)



United Nations  
Financial Situation

|  |                | 31-Dec-21 | 31-Dec-22 | 30-Apr-22 | 30-Apr-23 |
|--|----------------|-----------|-----------|-----------|-----------|
| Assessments                              | Regular budget | 2,955     | 2,934     | 2,934     | 2,990     |
|  | Peacekeeping*  | 3,996     | 8,872     | 3,076     | 531       |
|  | Tribunals      | 82        | 72        | 72        | 67        |
| Unpaid assessments                       | Regular budget | 434       | 330       | 1,581     | 1,834     |
|  | Peacekeeping   | 1,382     | 3,040     | 2,826     | 2,806     |
|  | Tribunals      | 52        | 52        | 91        | 93        |
| Cash on Hand**                           | Regular budget | 307       | 341       | 1,101     | 762       |
|  | Peacekeeping   | 2,194     | 2,652     | 1,996     | 1,494     |
|  | Tribunals      | 162       | 158       | 173       | 165       |
| Outstanding Payments to Member States*** | Peacekeeping   | 138       | 112       | 123       | 61        |

*\*Peacekeeping assessments by April 2023 were lower compared to the same period in 2022, due to the timing of decision on scale of assessment rates applicable to 2022.*

*\*\*Not including reserves*

*\*\*\*Not including letters of assist, and death and disability claims*

# Chart 25 - All Assessments

Paid in full at 4 May 2023: 49 Member States\*



*United Nations  
Financial Situation*

|                       |                                     |                     |
|-----------------------|-------------------------------------|---------------------|
| <b>Algeria</b>        | <b>France</b>                       | <b>Norway</b>       |
| <b>Armenia</b>        | <b>Germany</b>                      | <b>Poland</b>       |
| <b>Austria</b>        | <b>Guyana</b>                       | <b>Samoa</b>        |
| <b>Azerbaijan</b>     | <b>Hungary</b>                      | <b>San Marino</b>   |
| <b>Bahrain</b>        | <b>Iceland</b>                      | <b>Senegal</b>      |
| <b>Barbados</b>       | <b>Ireland</b>                      | <b>Singapore</b>    |
| <b>Belgium</b>        | <b>Italy</b>                        | <b>Slovakia</b>     |
| <b>Botswana</b>       | <b>Jamaica</b>                      | <b>Slovenia</b>     |
| <b>Bulgaria</b>       | <b>Japan</b>                        | <b>South Africa</b> |
| <b>Canada</b>         | <b>Kazakhstan</b>                   | <b>Spain</b>        |
| <b>Chad</b>           | <b>Latvia</b>                       | <b>Sweden</b>       |
| <b>Cyprus</b>         | <b>Liechtenstein</b>                | <b>Switzerland</b>  |
| <b>Czech Republic</b> | <b>Luxembourg</b>                   | <b>Tonga</b>        |
| <b>Egypt</b>          | <b>Morocco</b>                      | <b>Tuvalu</b>       |
| <b>Estonia</b>        | <b>Netherlands (Kingdom of the)</b> | <b>Uzbekistan</b>   |
| <b>Finland</b>        | <b>New Zealand</b>                  | <b>Zambia</b>       |
|                       | <b>Nicaragua</b>                    |                     |

*\*Compared to 43 Member States at 4 May 2022*