



The United Nations Financial Situation

**Catherine Pollard
Under-Secretary-General
Management Strategy, Policy and Compliance**

7 May 2021

Chart 1 (a) - Regular Budget Collection Trend

(US\$ millions)

Monthly collections fluctuate a lot, large amounts are uncertain and received at the end of the year, hindering timely allocation of resources to mandated activities.



United Nations
Financial Situation

■ Regular budget
■ Peacekeeping
■ Tribunals

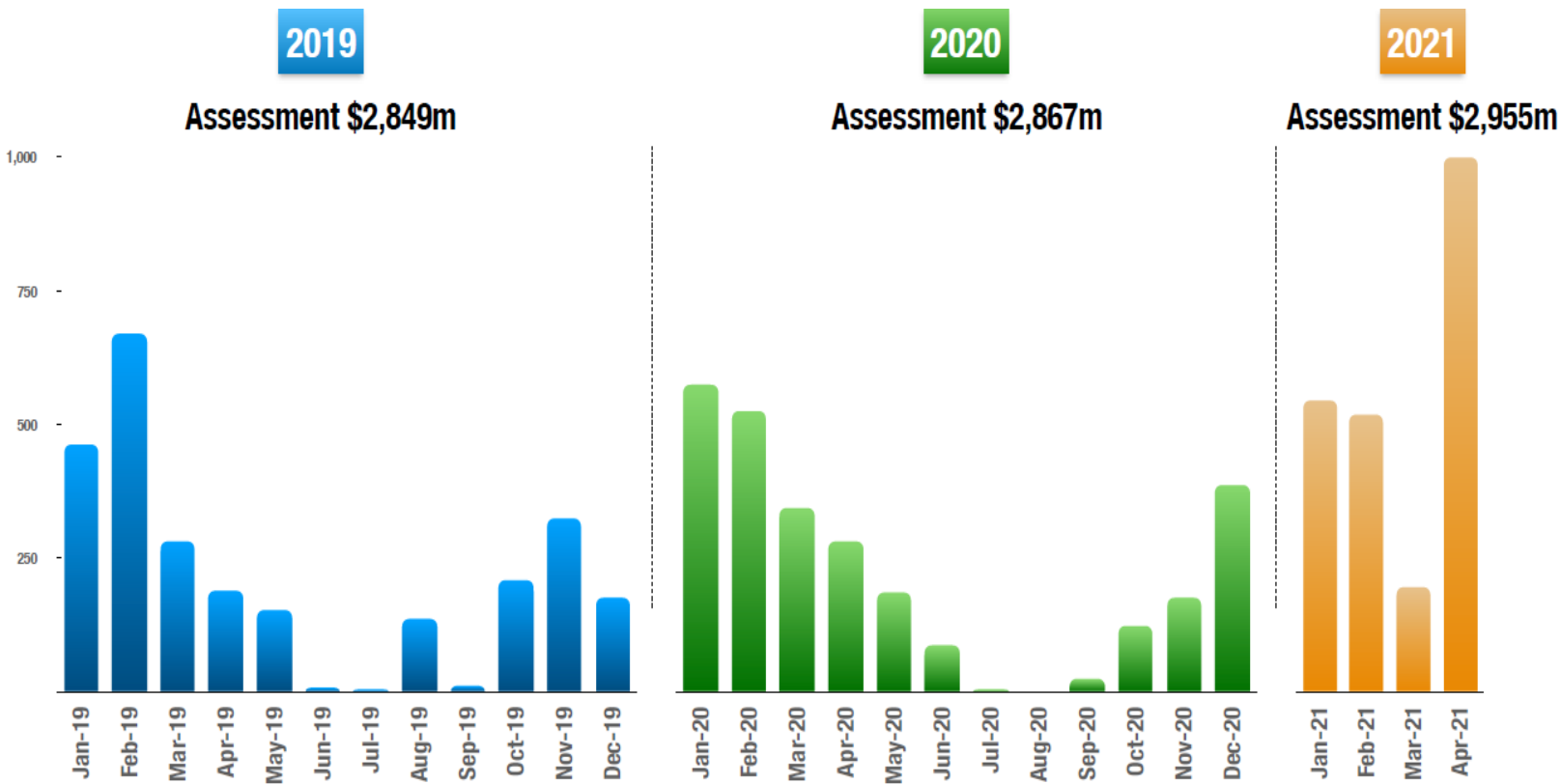


Chart 1 (b) - Regular Budget Cash Balance Trend

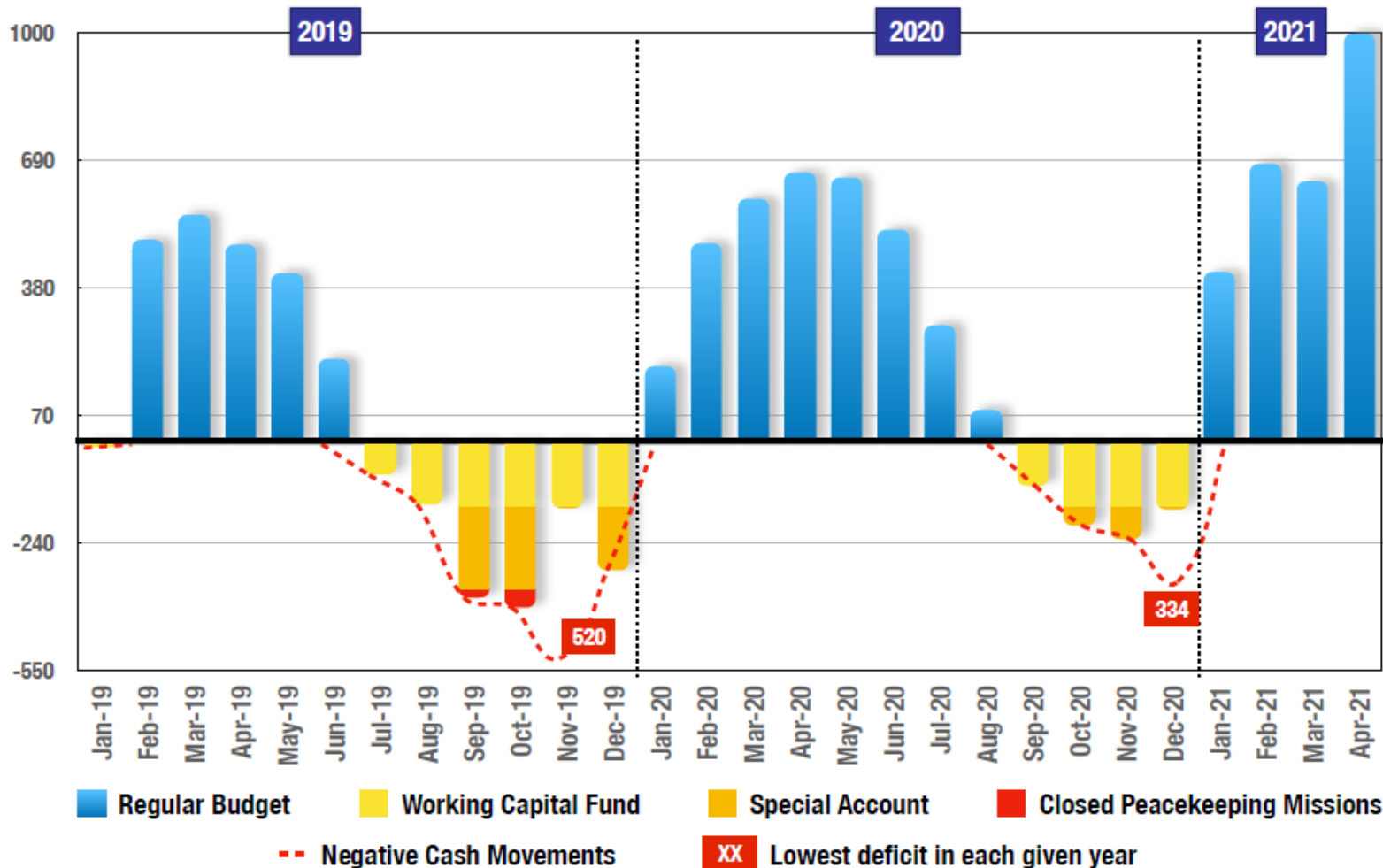
(US\$ millions)

Active liquidity management, especially aligning spending to liquidity, has helped conserve cash for business continuity in the second half of each year, when liquidity reserves are severely depleted.



United Nations
Financial Situation

Regular Budget Cash Balance 2019-2021 (Millions of US \$)



■ Regular budget
 ■ Peacekeeping
 ■ Tribunals

Chart 2 - Regular Budget Cash Position

(US\$ millions)

Regular budget cash deficit at the end of 2020 was reduced by postponing cash payments, for example, to UN system partners.

	31-Dec-19	30-Apr-20	31-Dec-20	30-Apr-21
Regular Budget	(332)	661	(160)	1,401
Working Capital Fund	150	149	150	150
Special Account	206	206	207	207
Combined General Fund	24	1,016	197	1,758



United Nations
Financial Situation

■ Regular budget
Peacekeeping
Tribunals

Chart 3 - Regular Budget Assessment Status

(US\$ millions)

Unpaid assessments are increasing rapidly, as collections repeatedly fall short of new assessments.



United Nations
Financial Situation

■ Regular budget
Peacekeeping
Tribunals

	31-Dec-19	30-Apr-20	31-Dec-20	30-Apr-21
Prior year's balance*	529	711	711	808
Assessments	2,849	2,867	2,867	2,955
Payments received	2,667	1,772	2,770	2,336
Unpaid assessments	711	1,806	808	1,427

* As at 1 January

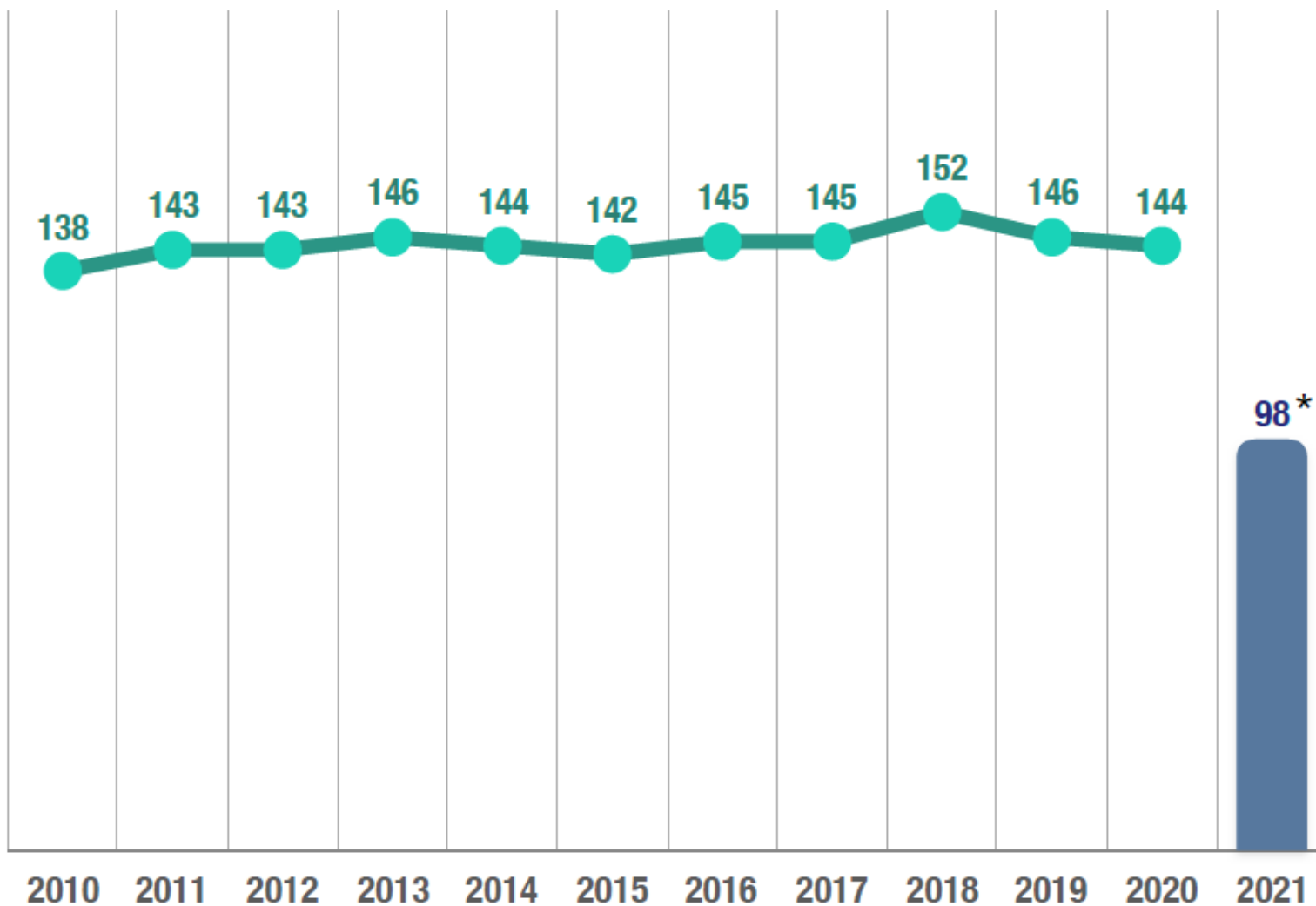
Chart 4 - Regular Budget Assessments

Number of Member States paying in full at Year-End



United Nations
Financial Situation

■ Regular budget
Peacekeeping
Tribunals



* At 30 April 2021, compared to 87 Member States at 30 April 2020

Chart 5 - Regular Budget Assessments

Fully paid at 31 December 2020: 144 Member States*

Albania	Cote d'Ivoire	Iceland	Montenegro	Sierra Leone
Algeria	Croatia	India	Morocco	Singapore
Andorra	Cuba	Indonesia	Mozambique	Slovakia
Angola	Cyprus	Ireland	Myanmar	Slovenia
Antigua and Barbuda	Czech Republic	Italy	Namibia	Solomon Islands
Armenia	Democratic People's Republic of Korea	Jamaica	Nauru	South Africa
Australia	Democratic Republic of the Congo	Japan	Nepal	Spain
Austria	Denmark	Jordan	Netherlands	Sri Lanka
Azerbaijan	Djibouti	Kazakhstan	New Zealand	Sweden
Bahamas	Dominican Republic	Kenya	Nicaragua	Switzerland
Bahrain	Egypt	Kiribati	North Macedonia	Thailand
Bangladesh	Eritrea	Kuwait	Norway	Timor-Leste
Barbados	Estonia	Lao People's Democratic Republic	Oman	Tonga
Belarus	Eswatini	Latvia	Paraguay	Trinidad and Tobago
Belgium	Ethiopia	Lebanon	Philippines	Tunisia
Bhutan	Fiji	Lesotho	Poland	Turkey
Bolivia (Plurinational State of)	Finland	Liechtenstein	Portugal	Tuvalu
Bosnia and Herzegovina	France	Lithuania	Qatar	Uganda
Botswana	Gabon	Luxembourg	Republic of Korea	Ukraine
Brunei Darussalam	Gambia	Madagascar	Republic of Moldova	United Arab Emirates
Bulgaria	Georgia	Malaysia	Romania	United Kingdom of Great Britain and Northern Ireland
Burundi	Germany	Maldives	Russian Federation	United Republic of Tanzania
Cabo Verde	Greece	Mali	Rwanda	Uzbekistan
Cambodia	Grenada	Malta	Saint Kitts and Nevis	Venezuela (Bolivarian Republic of)
Cameroon	Guatemala	Marshall Islands	Saint Lucia	Viet Nam
Canada	Guyana	Mauritius	Saint Vincent and the Grenadines	Yemen
Chile	Haiti	Micronesia (Federated States of)	Samoa	Zambia
China	Honduras	Monaco	San Marino	
Costa Rica	Hungary	Mongolia	Serbia	
			Seychelles	



United Nations
Financial Situation

■ Regular budget
Peacekeeping
Tribunals

* compared to 146 Member States at 31 December 2019

Chart 6 - Regular Budget Assessments

Fully paid at 30 April

2020

<u>JAN.</u>	<u>FEB.</u>	<u>MAR.</u>	<u>APR.</u>
Armenia	Austria	Algeria	Albania
Australia	Belgium	Bahamas	Andorra
Azerbaijan	Bhutan	Egypt	Barbados
Bahrain	Bosnia and Herzegovina	Italy	Brunei Darussalam
Bulgaria	Croatia	Kazakhstan	Cambodia
Cabo Verde	Cyprus	Kenya	Ethiopia
Canada	Estonia	Malta	Jamaica
Cuba	France	Monaco	Japan
Czech Republic	Germany	Namibia	San Marino
Denmark	Greece	Nauru	United Kingdom of Great Britain and Northern Ireland
Djibouti	Indonesia	Romania	
Dominican Republic	Kiribati	Rwanda	
Fiji	Kuwait	Saint Lucia	
Finland	Lithuania	South Africa	
Georgia	Maldives	Spain	
Hungary	Micronesia		
Iceland	Mongolia		
India	Morocco		
Ireland	Qatar		
Latvia	Samoa		
Liechtenstein	Serbia		
Luxembourg	Slovakia		
Malaysia	Thailand		
Montenegro	Turkey		
Nepal	Tuvalu		
Netherlands	United Arab Emirates		
New Zealand	Viet Nam		
Norway			
Poland			
Portugal			
Republic of Korea			
Singapore			
Sweden			
Switzerland			
Ukraine			

TOTAL: 87

2021

<u>JAN.</u>	<u>FEB.</u>	<u>FEB Cont.</u>	<u>APR.</u>
Armenia	Albania	South Africa	Bangladesh
Belgium	Australia	Spain	Barbados
Bulgaria	Austria	Thailand	China
Canada	Azerbaijan	Turkmenistan	Egypt
Cuba	Bahrain	United Arab Emirates	Greece
Denmark	Bhutan	Viet Nam	Indonesia
Finland	Bosnia and Herzegovina		Jamaica
Germany	Brunei Darussalam	<u>MAR</u>	Japan
Iceland	Chad	Algeria	Kazakhstan
India	Croatia	Bahamas	Mali
Ireland	Cyprus	Benin	Qatar
Kiribati	Czech Republic	Botswana	Russian Federation
Latvia	Djibouti	Cambodia	Saint Lucia
Luxembourg	Estonia	Colombia	United Kingdom of Great Britain and Northern Ireland
Malta	France	Democratic People's Republic of Korea	
Mongolia	Hungary	Dominican Republic	Uzbekistan
Nauru	Italy	Fiji	
Netherlands	Kuwait	Georgia	
New Zealand	Kyrgyzstan	Maldives	
Republic of Korea	Liechtenstein	Micronesia (Federated States of)	
Singapore	Lithuania	Monaco	
Slovakia	Malaysia	Nicaragua	
Sweden	Montenegro	Portugal	
Switzerland	Morocco	Republic of Moldova	
Ukraine	Namibia	Romania	
	Nepal	Samoa	
	Norway	Tunisia	
	Philippines	Tuvalu	
	Poland		
	San Marino		
	Serbia		
	Slovenia		

TOTAL: 98



United Nations
Financial Situation

■ Regular budget
Peacekeeping
Tribunals

Chart 7 - Unpaid Regular Budget Assessments

(US\$ millions)

Member State	30-Apr-21
United States	1,002
Brazil	87
Argentina	76
Saudi Arabia	49
Turkey	40
Other Member States	173
Total	1,427



*United Nations
Financial Situation*

■ **Regular budget**
Peacekeeping
Tribunals

Chart 8 - Peacekeeping: Assessment Status

(US\$ millions)

Unpaid assessments were less at the end of 2020 than 2019, but worse at the end of April 2021 than April 2020.



United Nations
Financial Situation

Regular budget
■ Peacekeeping
Tribunals

	31-Dec-19	30-Apr-20	31-Dec-20	30-Apr-21
Prior-years balance*	1,472	3,396	3,396	3,184
Assessments	9,406	665	6,593	804
Payments/credits received	7,482	1,830	6,805	1,503
Unpaid assessments	3,396	2,231	3,184	2,485

* As at 1 January

Chart 9 - Unpaid Peacekeeping Assessments by Operation at 30 April 2021

(US\$ millions)



United Nations
Financial Situation

Regular budget
■ Peacekeeping
Tribunals

Peacekeeping	2020 and Prior	2021	Total
Active Missions			
UNDOF	9.5	11.7	21.2
UNIFIL	114.0	-	114.0
UNFICYP	14.6	4.5	19.1
MINURSO	58.7	-	58.7
UNMIK	34.4	-	34.4
MONUSCO	428.8	-	428.8
UNAMID	87.8	81.0	168.8
UNISFA	59.0	-	59.0
UNMISS	264.3	152.9	417.2
UNSOS	221.9	69.5	291.4
MINUSMA	259.5	-	259.5
MINUSCA	200.4	-	200.4
Subtotal	1,752.9	319.6	2,072.5
Closed Missions			
	412.1	-	412.1
TOTAL	2,165.0	319.6	2,484.6

Chart 10 - Peacekeeping Assessments

Fully paid for all assessments due and payable at 31 December 2020:
47 Member States*



Algeria	Finland	Norway
Armenia	France	Poland
Australia	Gambia	Republic of Moldova
Austria	Germany	Russian Federation
Azerbaijan	Hungary	Rwanda
Belgium	Iceland	Singapore
Bhutan	India	Slovakia
Bulgaria	Ireland	Slovenia
Burundi	Israel	Spain
Canada	Italy	Sweden
Cyprus	Latvia	Switzerland
Czech Republic	Lesotho	Thailand
Democratic People's Republic of Korea	Liechtenstein	Tuvalu
Democratic Republic of the Congo	Malta	
Denmark	Mongolia	
Estonia	Mozambique	
	Netherlands	
	New Zealand	



*United Nations
Financial Situation*

Regular budget
■ Peacekeeping
Tribunals

*Compared to 41 Member States at 31 December 2019

Chart 11 - Peacekeeping Assessments

Fully paid at 30 April



2020

Albania	Kazakhstan
Algeria	Latvia
Armenia	Liechtenstein
Australia	Malaysia
Austria	Malta
Barbados	Netherlands
Belgium	New Zealand
Bulgaria	Norway
Canada	Portugal
China	Russian Federation
Cyprus	Rwanda
Czech Republic	Serbia
Denmark	Singapore
Estonia	Slovakia
Finland	Slovenia
Georgia	Solomon Islands
Germany	Spain
Hungary	Sweden
Iceland	Switzerland
India	Tuvalu
Ireland	Zambia

TOTAL: 42

2021

Armenia	Lesotho
Australia	Liechtenstein
Austria	Lithuania
Azerbaijan	Luxembourg
Bahrain	Malaysia
Barbados	Malta
Belgium	Monaco
Bhutan	Netherlands
Botswana	New Zealand
Bulgaria	Nicaragua
Canada	Norway
China	Poland
Cuba	Portugal
Cyprus	Qatar
Czech Republic	Republic of Korea
Denmark	Republic of Moldova
Estonia	Romania
Finland	Russian Federation
France	Samoa
Germany	Singapore
Hungary	Slovakia
Iceland	Spain
India	Sweden
Ireland	Switzerland
Israel	Thailand
Kazakhstan	Zambia
Latvia	

TOTAL: 53



*United Nations
Financial Situation*

Regular budget
■ Peacekeeping
 Tribunals



Chart 12 - Unpaid Peacekeeping Assessments

(US\$ millions)

<u>Member State</u>	<u>30-Apr-21</u>
United States	1,646
Brazil	258
Saudi Arabia	88
Ukraine	86
Venezuela (Bolivarian Republic of)	81
Others	326
Total	2,485

Chart 13 – Advance Collections for Peacekeeping

(US\$ millions)

Advance collections are greater in the second year of this new process approved in resolution 73/307*



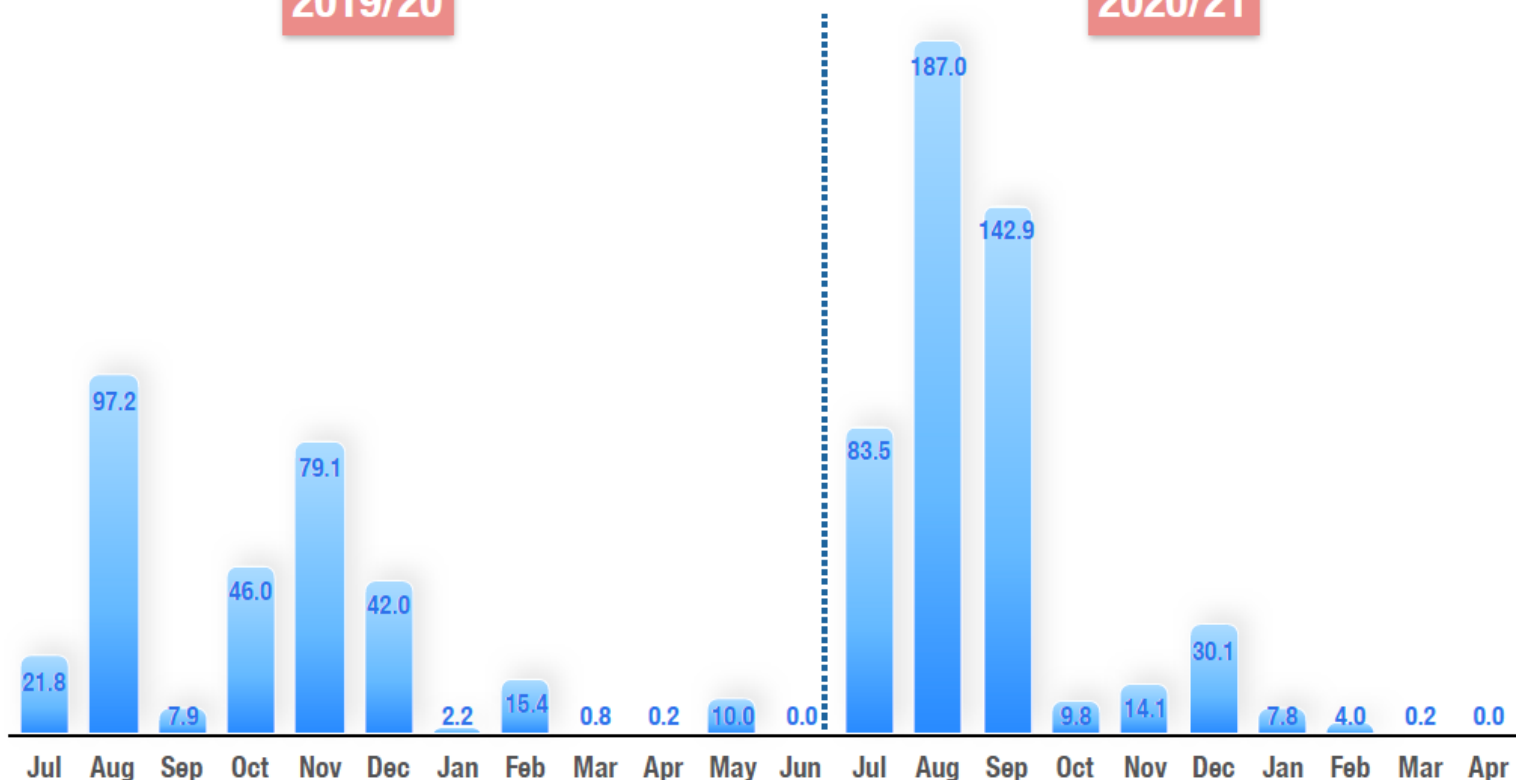
United Nations
Financial Situation

Regular budget
Peacekeeping
Tribunals

Contributions collected for 'non-mandated' periods

2019/20

2020/21



*As requested by the General Assembly in its resolution 73/307 relating to the Secretary-General's report A/73/809 on "Improving the financial situation of the United Nations", the Secretary-General issued assessment letters for peacekeeping operations for the full budget period approved by the General Assembly, including the estimated budget for the period for which the mandate has not yet been approved by the Security Council with the understanding that this amount is considered due within 30 days of the effective date of the extension of a peacekeeping operation's mandate.

Chart 14 - Peacekeeping Assessments

Paid in full for peacekeeping 2020/21 fiscal year for all missions assessed in July 2020: 37 Member States



*United Nations
Financial Situation*

Regular budget
■ Peacekeeping
Tribunals

Algeria	Gambia	Republic of Moldova
Armenia	Germany	Romania
Barbados	Hungary	Rwanda
Belgium	India	Samoa
Bhutan	Israel	Singapore
Botswana	Lesotho	Slovakia
Bulgaria	Liechtenstein	Slovenia
Burundi	Malta	Spain
Canada	Mozambique	Sweden
Cuba	Netherlands	Thailand
Democratic People's Republic of Korea	New Zealand	Zambia
Democratic Republic of the Congo	Nicaragua	
Denmark	Portugal	

Chart 15 - Peacekeeping Cash Position for 2019-2021

(US\$ millions)



United Nations
Financial Situation

Regular budget
Peacekeeping
Tribunals

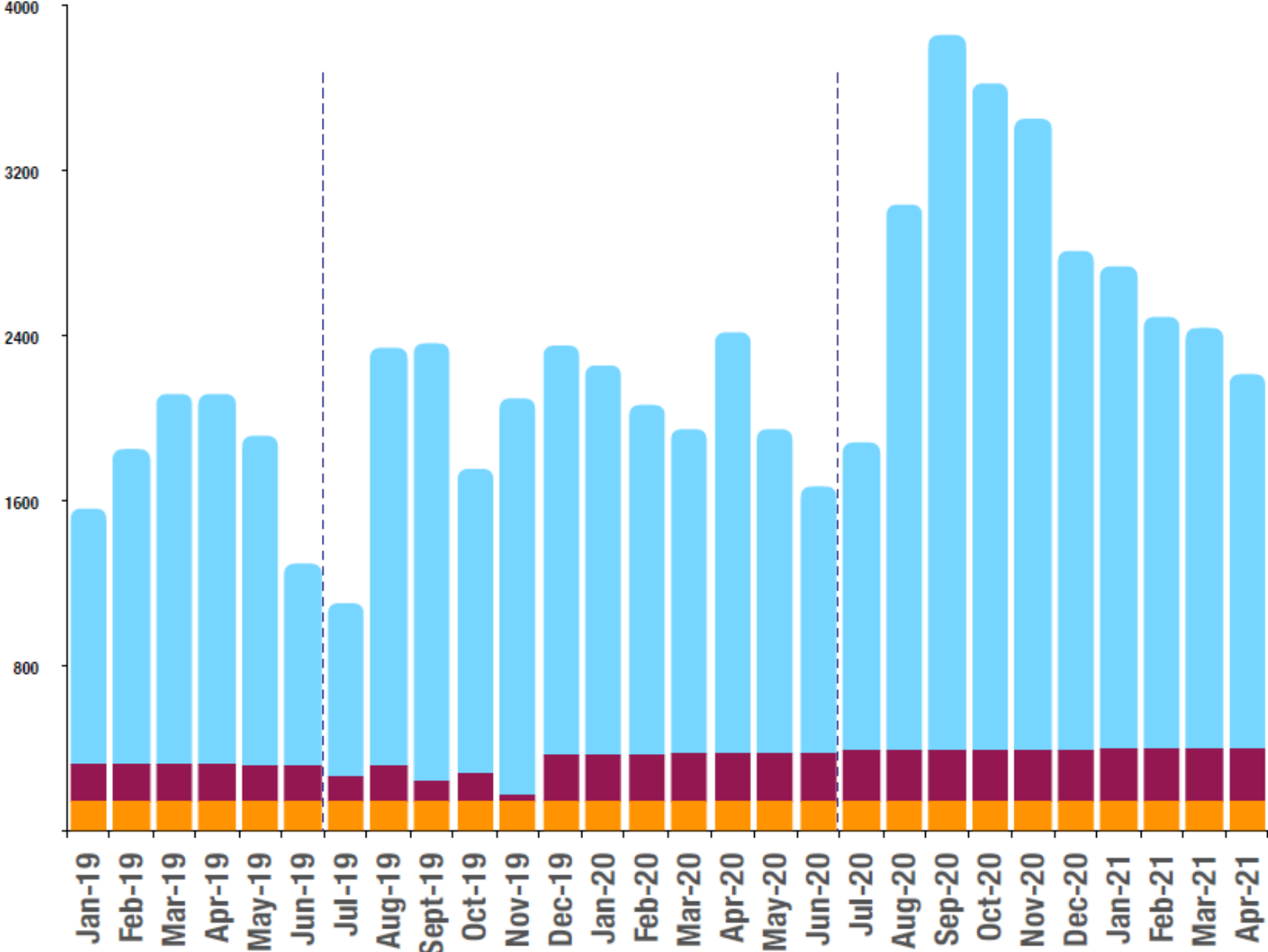


Chart 16 - Outstanding Payments to Member States

(US\$ millions)

Payments for troops/formed police units/COE claims are current for all missions, except for UNAMID.*



United Nations
Financial Situation

Regular budget
■ Peacekeeping
Tribunals

	31-Dec-19	30-Apr-20	31-Dec-20	30-Apr-21
Troops/formed police units	80	49	44	23
COE claims (active missions)	106	41	28	42
Total active peacekeeping missions	186	90	72	65
COE claims (closed missions)	86	86	86	86
Grand Total	272	176	158	151

**troops/formed police units for UNAMID paid up to 30 September 2020.*

COE claims for UNAMID paid up to 31 March 2020.

Chart 17 – Outstanding Liabilities to Member States

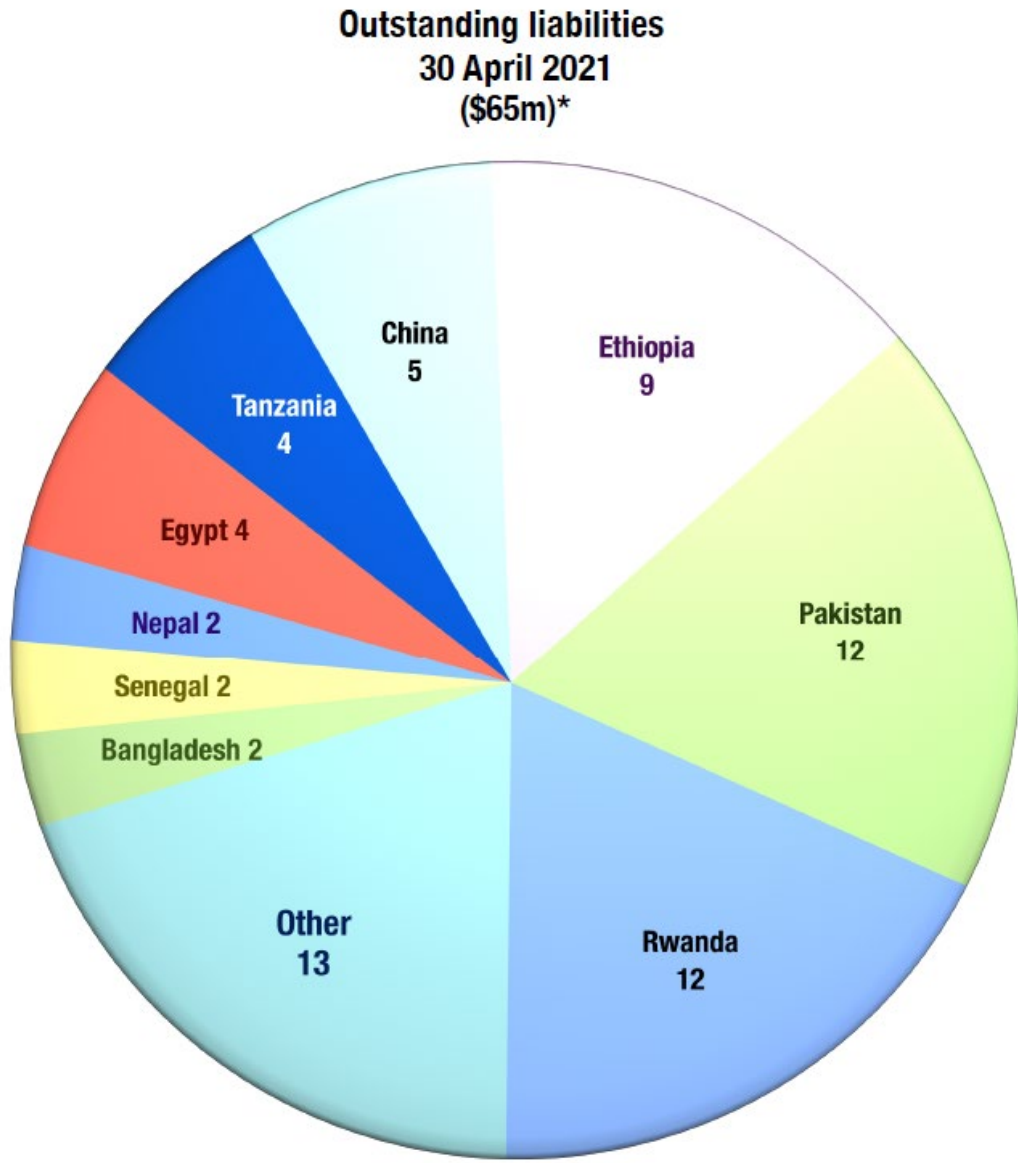
(for Troops/Formed Police Units and Contingent-owned Equipment)

(US\$ millions)



United Nations
Financial Situation

Regular budget
■ Peacekeeping
Tribunals



*excludes Closed Peacekeeping Mission's liabilities, Letters of Assist and death and disability claims.

Chart 18 - Tribunal Assessments at 30 April 2021

(US\$ millions)



United Nations
Financial Situation

Regular budget
Peacekeeping

■ Tribunals

	Last Assessed	Assessed in 2021	Unpaid Assessments	Paid in full (# of Member States)
MICT	January 2021	82	55	77
ICTY	January 2018	-	24	167
ICTR	January 2016	-	7	182
Total		82	86*	

*Compared to \$83 million at 30 April 2020

Chart 19 - Tribunal Assessments

Fully paid at 30 April 2021: 76 Member States*

Albania	Dominican Republic	Luxembourg	Romania
Armenia	Estonia	Malaysia	Saint Kitts and Nevis
Austria	Finland	Maldives	Samoa
Azerbaijan	France	Mali	Serbia
Bahamas	Georgia	Malta	Singapore
Bahrain	Germany	Monaco	Slovakia
Barbados	Greece	Montenegro	Slovenia
Belgium	Hungary	Nauru	South Africa
Benin	Iceland	Nepal	Spain
Bhutan	India	Netherlands	Sweden
Botswana	Iraq	New Zealand	Switzerland
Brunei Darussalam	Ireland	Nicaragua	Thailand
Bulgaria	Israel	Norway	Tunisia
Canada	Japan	Philippines	Turkmenistan
China	Kazakhstan	Poland	Tuvalu
Cyprus	Kiribati	Portugal	Ukraine
Czech Republic	Kuwait	Qatar	United Kingdom of Great
Democratic People's	Latvia	Republic of Korea	Britain and Northern Ireland
Republic of Korea	Liechtenstein	Republic of	Uzbekistan
Denmark	Lithuania	Moldova	



*United Nations
Financial Situation*

Regular budget
Peacekeeping

■ **Tribunals**

*Compared to 70 Member States at 30 April 2020

Chart 20 - Unpaid Tribunal Assessments

(US\$ millions)

<u>Member State</u>	<u>30-Apr-21</u>
United States	39
Russian Federation	23
Indonesia	6
Brazil	3
Italy	3
Other Member States	12
<hr/>	
Total	86
<hr/>	



*United Nations
Financial Situation*

Regular budget
Peacekeeping

■ **Tribunals**

Chart 21 - Tribunals Cash Position for 2019-2021

(US\$ millions)



United Nations
Financial Situation

Regular budget
Peacekeeping
■ Tribunals

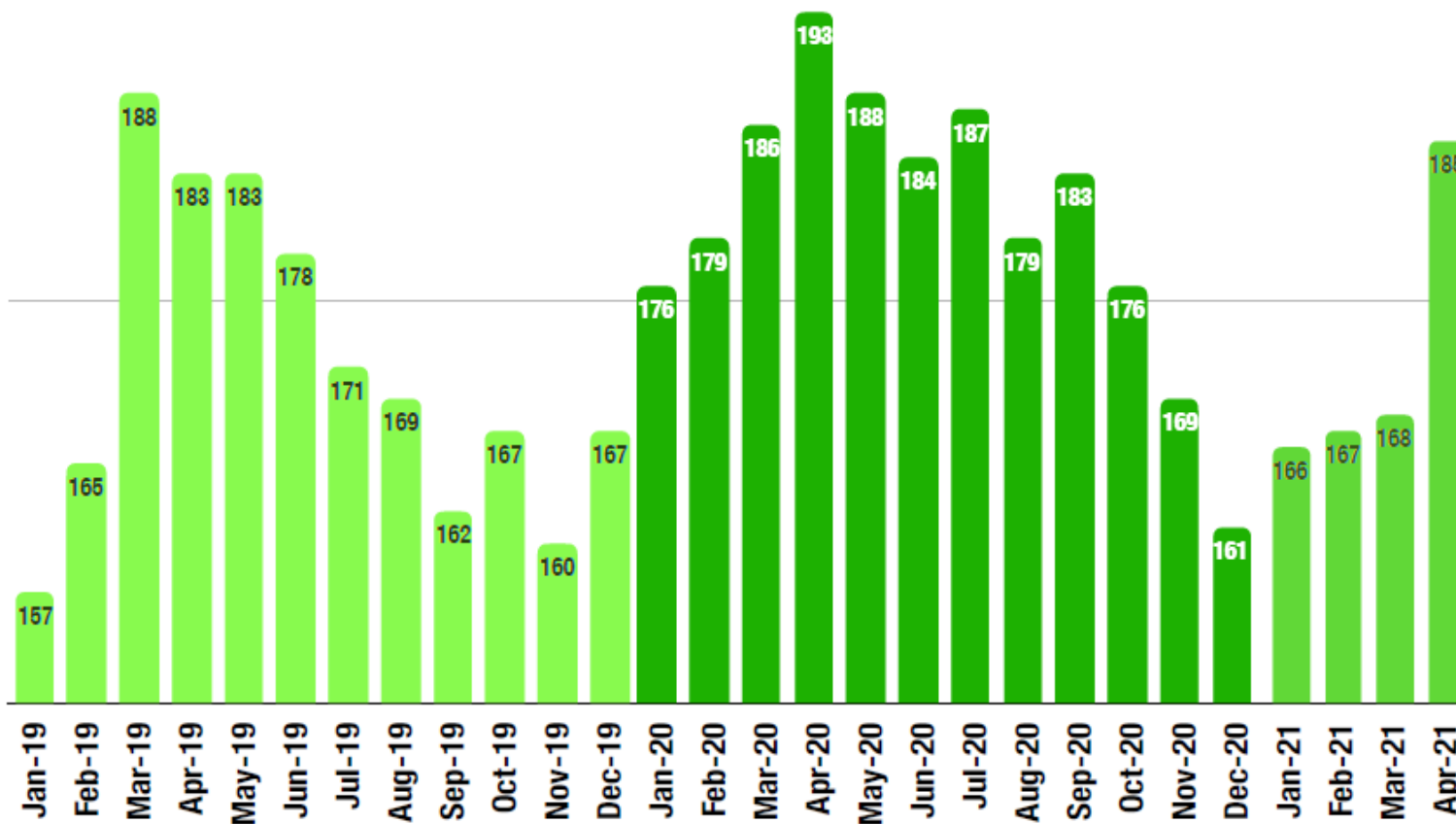


Chart 22 - Overview

(US\$ millions)



United Nations
Financial Situation

		31-Dec-19	30-Apr-20	31-Dec-20	30-Apr-21
Assessments	Regular budget	2,849	2,867	2,867	2,955
	Peacekeeping*	9,406	665	6,593	804
	Tribunals	90	80	80	82
Unpaid assessments	Regular budget	711	1,806	808	1,427
	Peacekeeping	3,396	2,231	3,184	2,485
	Tribunals	51	83	55	86
Cash on Hand**	Regular budget	(332)	661	(160)	1,401
	Peacekeeping	2,209	2,278	2,673	2,068
	Tribunals	167	193	161	185
Outstanding Payments to Member States***	Peacekeeping	272	176	158	151

* Peacekeeping assessments increased in 2019, following a decrease in 2018, due to the timing of decision on scale of assessment rates applicable to 2019.

** Not including reserves

*** Not including letters of assist, and death and disability claims

Chart 23 - All Assessments

Paid in full at 7 May 2021: 47 Member States*

Armenia	France	Norway
Austria	Germany	Poland
Azerbaijan	Hungary	Portugal
Bahrain	Iceland	Qatar
Barbados	India	Republic of Korea
Belgium	Ireland	Republic of Moldova
Bhutan	Kazakhstan	Romania
Botswana	Latvia	Samoa
Bulgaria	Liechtenstein	Singapore
Canada	Lithuania	Slovakia
China	Luxembourg	Spain
Cyprus	Malaysia	Sweden
Czech Republic	Malta	Switzerland
Denmark	Monaco	Thailand
Estonia	Netherlands	
Finland	New Zealand	
	Nicaragua	



*United Nations
Financial Situation*

*Compared to 43 Member States at 7 May 2020