


# WORLD CONTRACEPTIVE PATTERNS 2015



64%  
of all married  
women use  
contraceptives



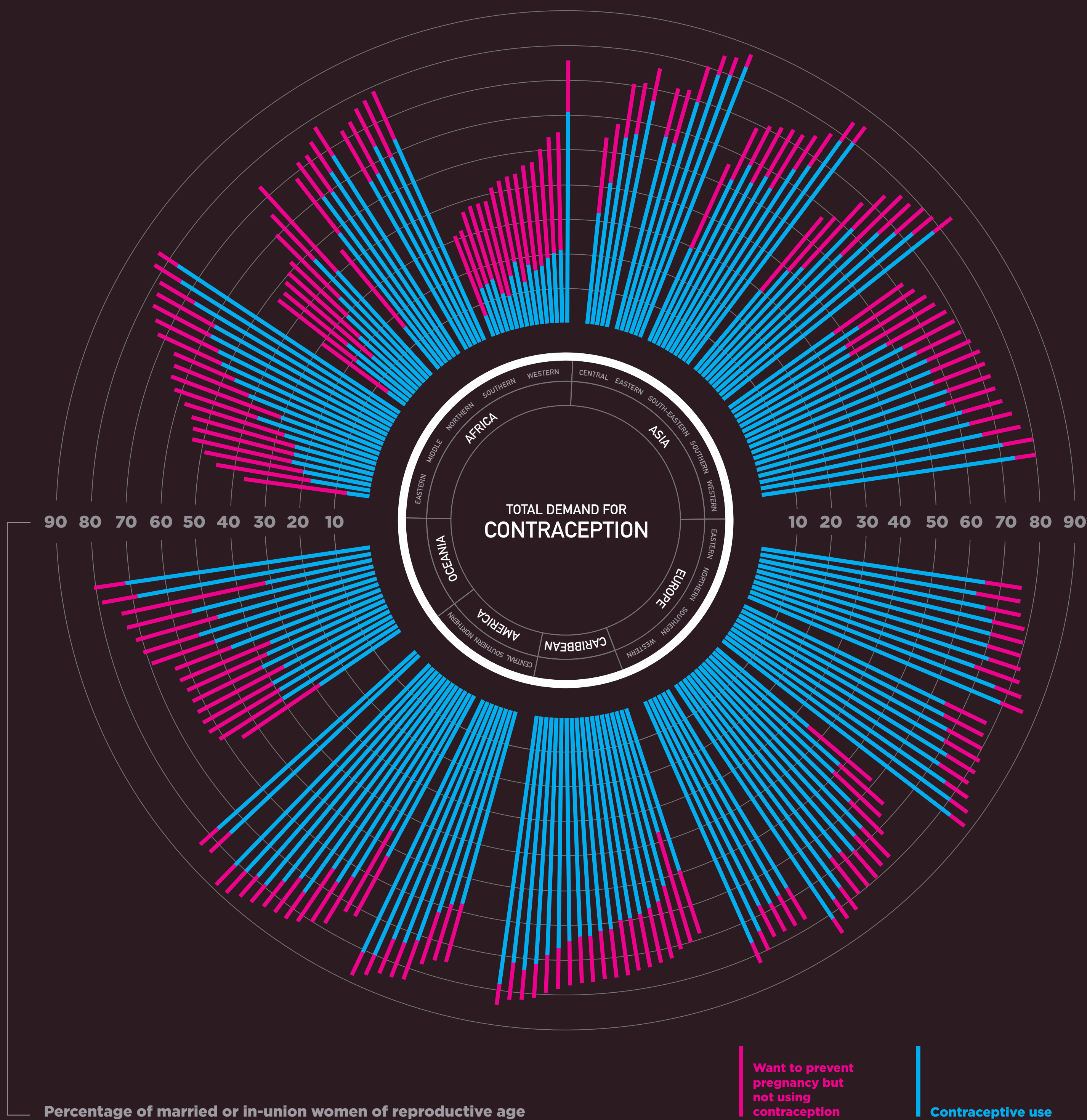
216  
million married women  
worldwide have an unmet  
need for modern  
contraceptive methods



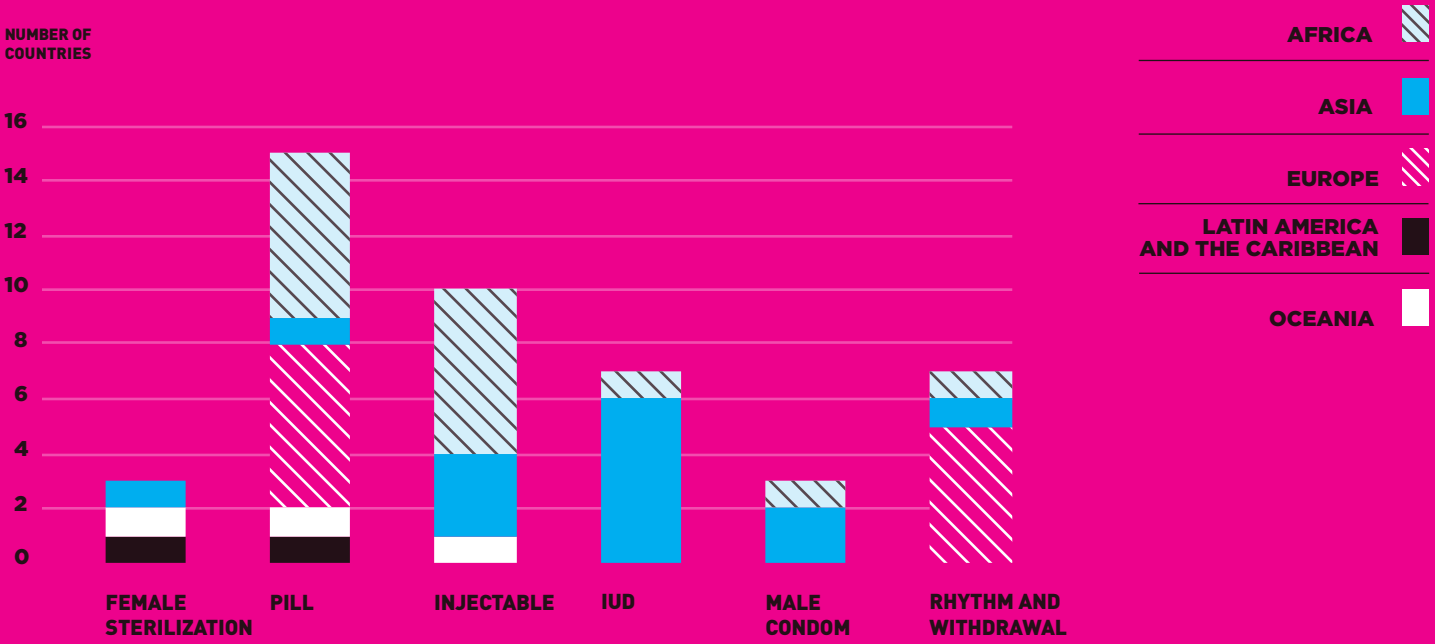
9 out of 10  
contraceptive  
users rely on  
modern methods



Only 60%  
of demand for  
family planning in  
Africa is satisfied

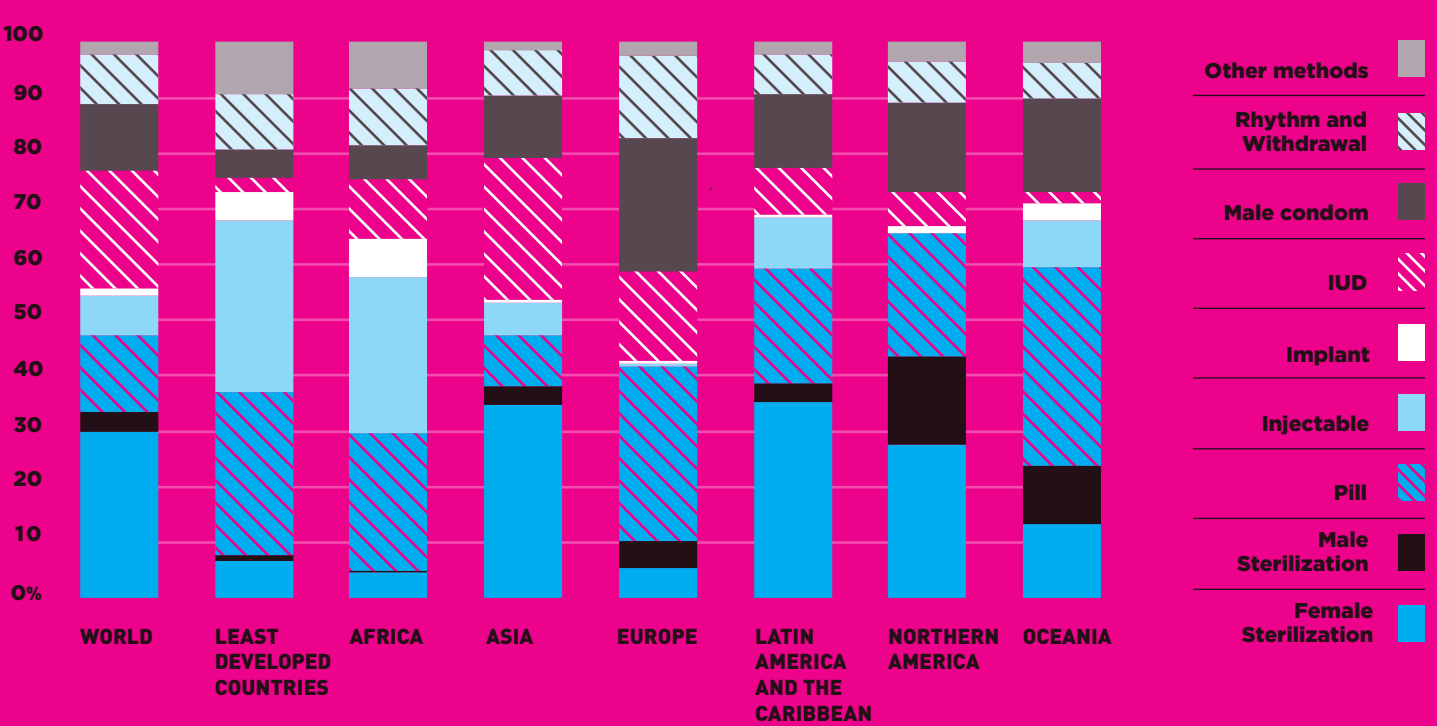


NUMBER OF COUNTRIES WHERE A SPECIFIC METHOD COMPRISES 50 PER CENT OR MORE OF ALL CONTRACEPTIVE USE AMONG MARRIED OR IN-UNION WOMEN AGED 15 TO 49, 2015



Note: No country had 50 per cent or more of all contraceptive use comprised by male sterilization, implants or vaginal barrier methods.

PERCENTAGE SHARE OF SPECIFIC METHODS OF ALL CONTRACEPTIVE USE AMONG MARRIED OR IN-UNION WOMEN AGED 15 TO 49: WORLD, LEAST DEVELOPED COUNTRIES AND MAJOR AREAS, 2015



Note: Other methods consist of vaginal barrier methods, other modern methods and traditional methods.




DEPARTMENT OF ECONOMIC AND SOCIAL AFFAIRS  
POPULATION DIVISION

FOR THE FULL DATA SETS AND MORE INFORMATION, PLEASE VISIT: [WWW.UNPOPULATION.ORG](http://WWW.UNPOPULATION.ORG)

DEPARTMENT OF ECONOMIC AND SOCIAL AFFAIRS

WORLD  
CONTRACEPTIVE  
PATTERNS  
2015



Copyright © United Nations, 2015  
All rights reserved

ST/ESA/SER.A/365  
Sales No.E.16.XIII.8

Published by the United Nations, New York

Designed by the Graphic Design Unit,  
Outreach Division, Department of Public  
Information, United Nations.

