



Arab Republic of Egypt
Central Agency for Public Mobilization and Statistics

Egypt–HIMS

Egypt Household International Migration Survey 2013

Main Indicators



2015

Objectives and Scope of the Survey

The Egypt Household International Migration Survey (Egypt-HIMS) was conducted in 2013 by the Central Agency for Public Mobilization and Statistics (CAPMAS) of the Government of the Arab Republic of Egypt. The survey was carried out as part of the 'Mediterranean Household International Migration Survey Programme' (MED-HIMS), which is a joint initiative of the European Commission /Eurostat, the World Bank, UNFPA, UNHCR, ILO, IOM and LAS, in collaboration with the National Statistical Offices of the Arab countries in the southern and eastern Mediterranean region.

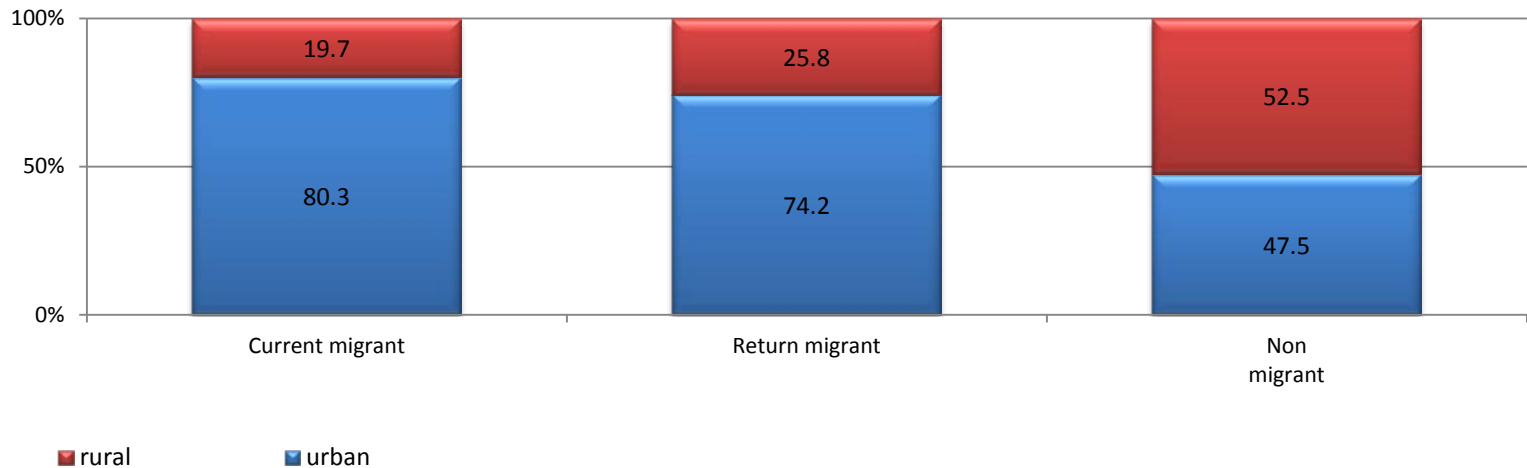
The Sample

A Probability sample of 90012 households was selected for the survey, and 83741 households were found to be occupied. Interviews were successfully completed in 83358 households. Of this number, a total of 5259 households reported to having 5855 of their member residing abroad of whom 5847 were successfully interviewed, and 4695 were identified as having 5135 of their members as return migrants who returned to Egypt since 1/1/2000 of whom 5085 were successfully interviewed. The results indicate that: * 6.3% of Egyptian households are "Households with current migrants". * 5.6% of Egyptian households are households with "Return migrants". Among the forced migrants registered with the UNHCR Office in Egypt, 3554 were selected for interview with the forced migrants' questionnaires.

- Characteristics of Households

Place of residence (U/R)

Distribution of households by urban-rural residence and migration status (%)

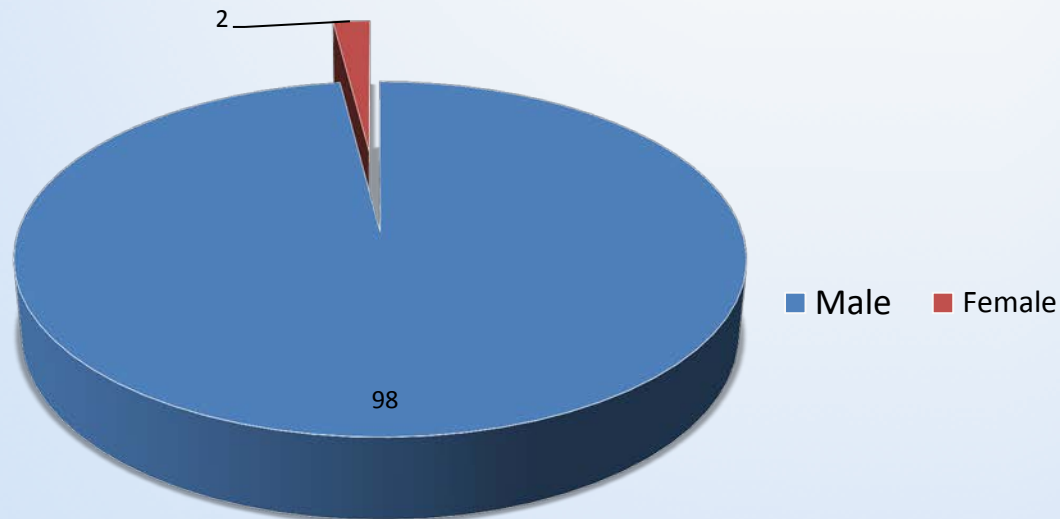


80% of households has current migrants in rural.

74.5% of households has return migrants in rural

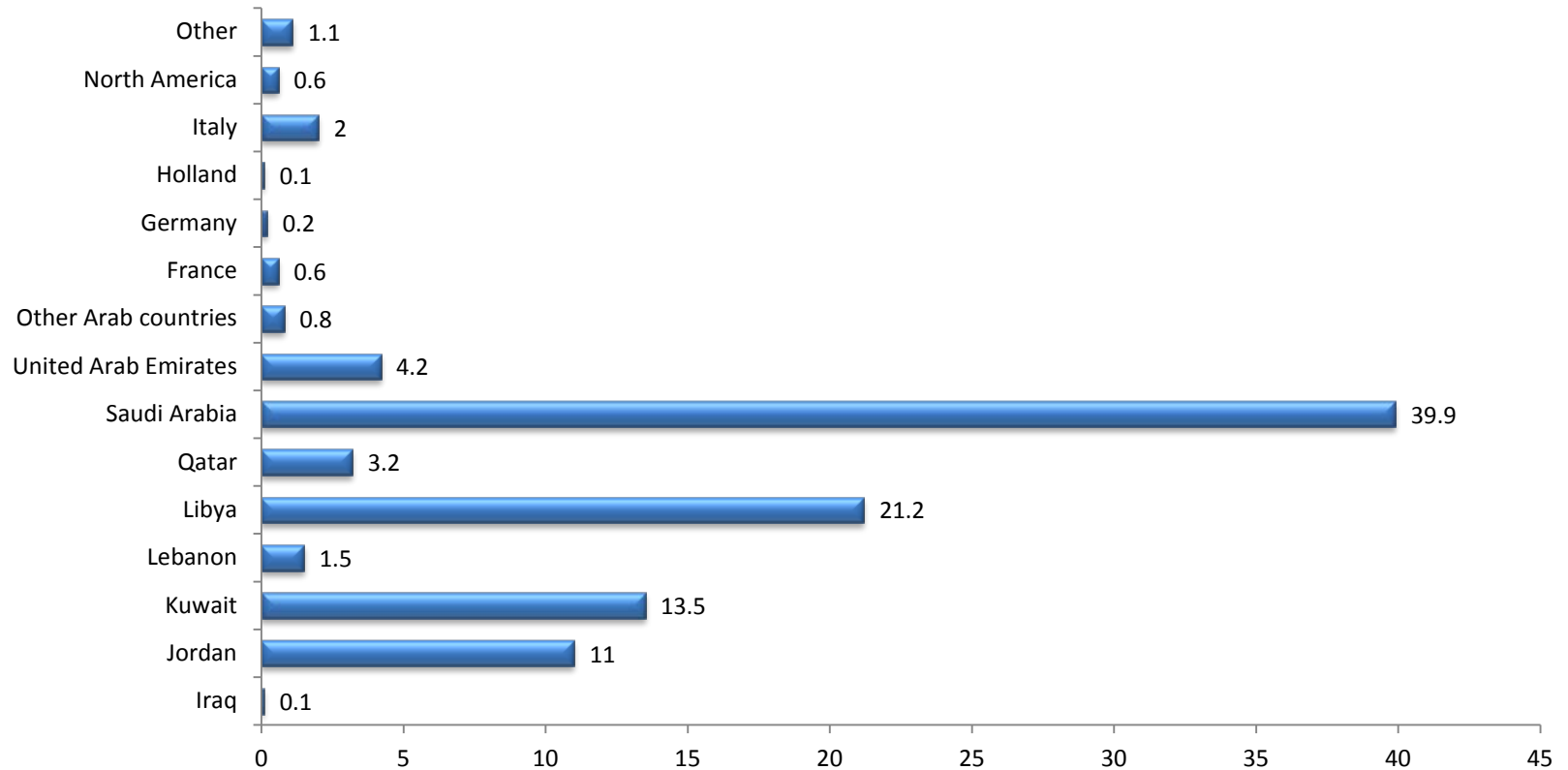
1 - Current Migrants

Distribution of current migrants according to sex (%)



2-Current destinations:

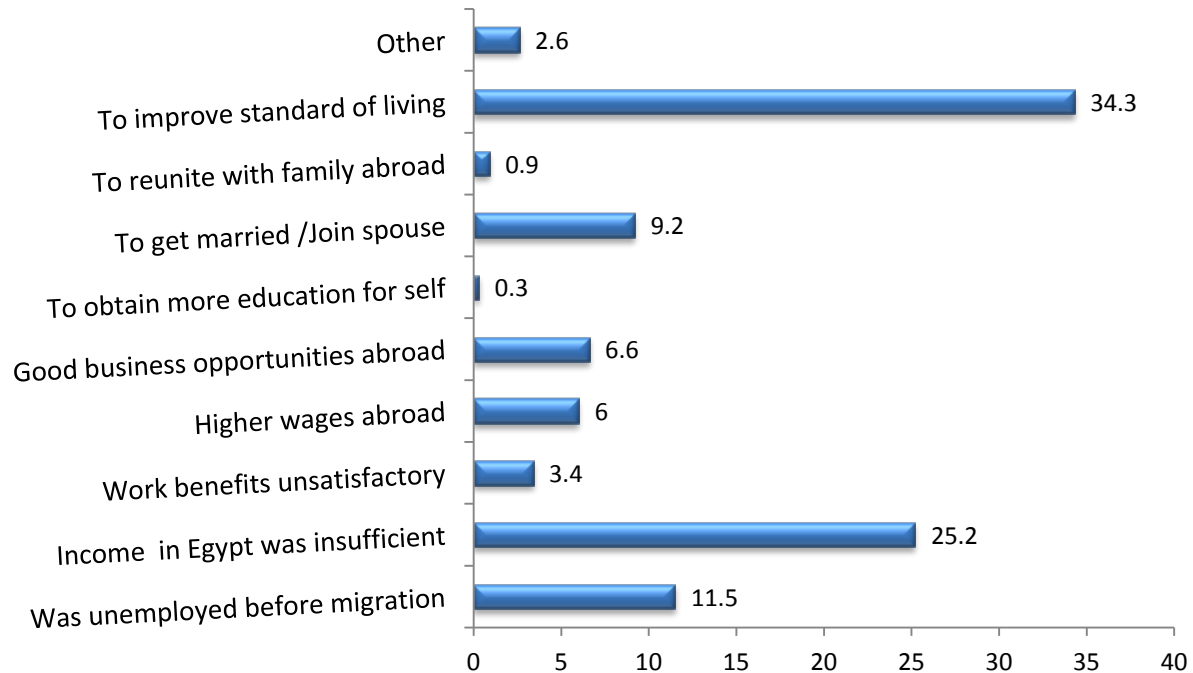
Distribution of current migrants by current destinations(%)



- The Arab countries stands out as the leading destination for emigrants from Egypt (95.4% of total emigrants) as follows: 39.9% in Saudi Arabia, 21% in by Libya, 14% in Kuwait, 11% in Jordan, 4% UAE, in addition to 6% in other countries
- European destinations account for 2.9% of total emigrants: 2% in Italy, 0.6% in France.
- North America account for only 0.6% % of total current migrants

3 - Motives for first migration

Distribution of current migrants by most important motive for migration(%)

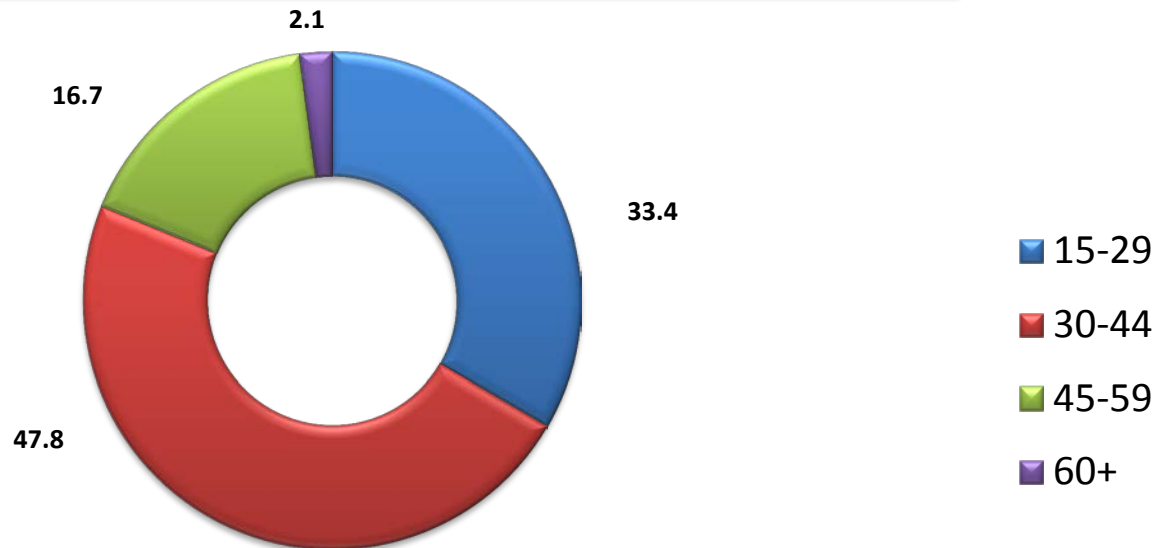


Around 87 % migrated for economic reasons, 10% moved abroad for social reasons (mainly women getting married to men residing abroad), and 3 % for other reasons).

4 - Characteristics of Return Migrants

-Age at return:

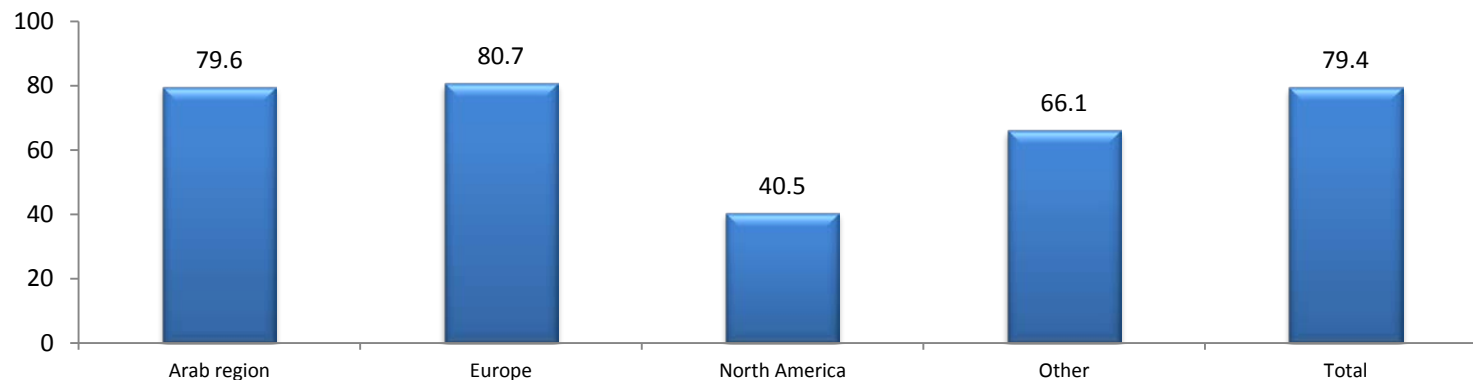
Distribution of all return migrants according to Age at return to country of origin(%)



•48% of migrants returned to Egypt between ages 30 and 44 years), and about one-third returned before the age of 30 years. 17% of migrants returned to Egypt between ages 45 and 59 years.

-Remittances sent by return migrants:

Percentage of return migrants who sent any money within the 12-month period preceding return by region of last destinations (%)



80% of return migrants who return from Arab region & Europe remit money to Egypt within the last 12-month period before returning, compared to 41% of return migrants from North America.

-Uses of money brought back:

Distribution of the use of money brought back by return migrants(%)



