



Leaving no one behind— measurement issues

Patricia Conboy, Head of Global Ageing, Advocacy,
Campaigning, HelpAge International

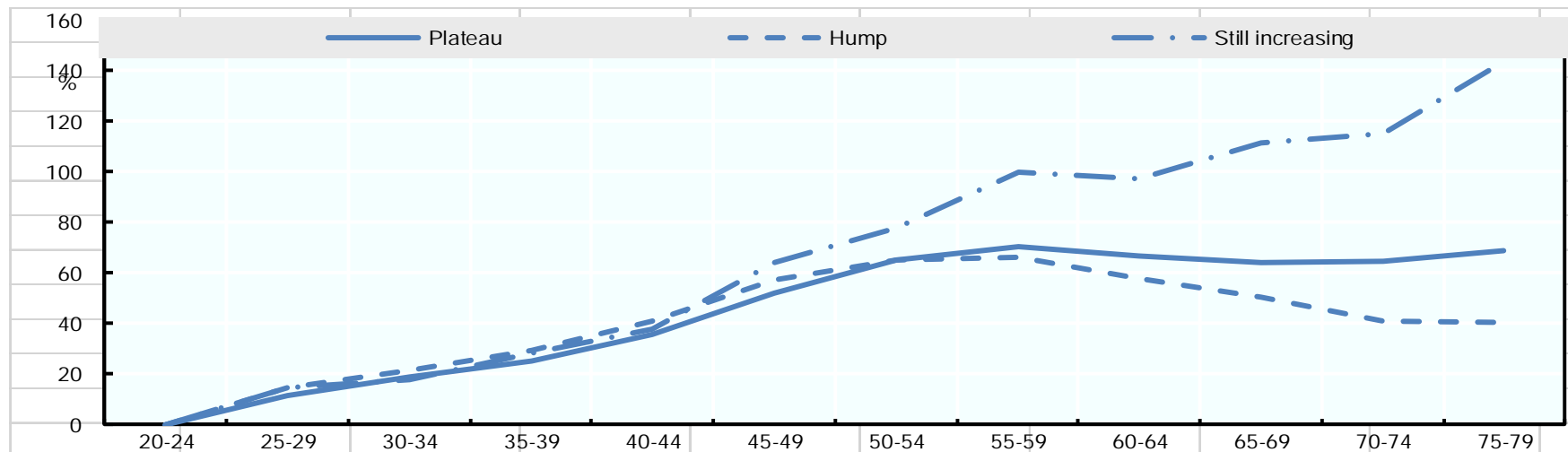
Expert Group Meeting, Measuring population ageing: Bridging research and policy
Bangkok, Thailand, 25 – 26 February 2019

Ageing unequally

Illustrations from OECD countries

Source: OECD, Preventing Ageing Unequally, 2017

Average income changes for same cohort per country group

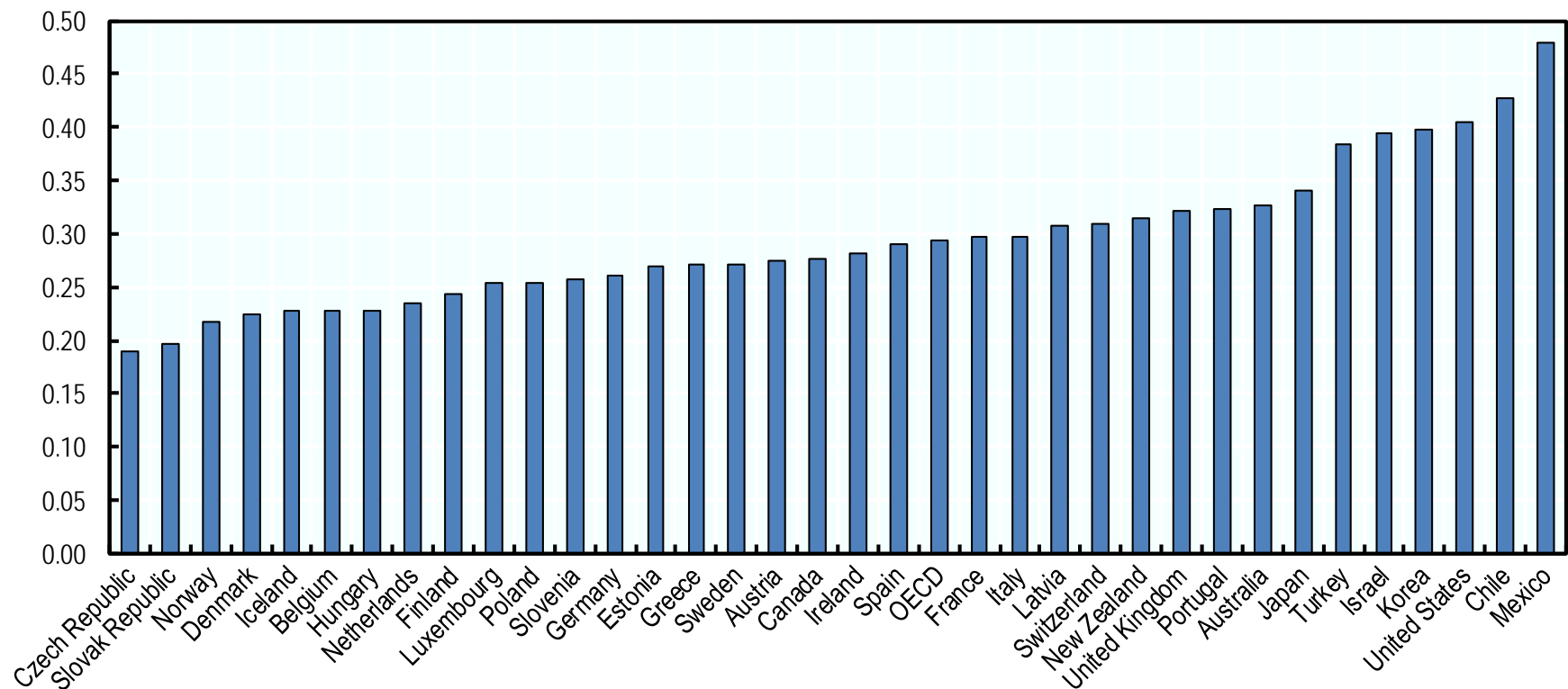


Note: The "Plateau" group is made of Canada, Finland, Hungary, Israel, Italy, the Netherlands, Norway, Poland, the Slovak Republic and the United Kingdom. "Hump" is Australia, Austria, Belgium, Denmark, Slovenia, Sweden, Switzerland and the United States, while Czech Republic, France, Greece, Ireland, Luxembourg and Spain are part of the "Still increasing" group. The analysis is based on country, age and cohort fixed effects.

Source: OECD calculations from the Luxembourg Income Study data.

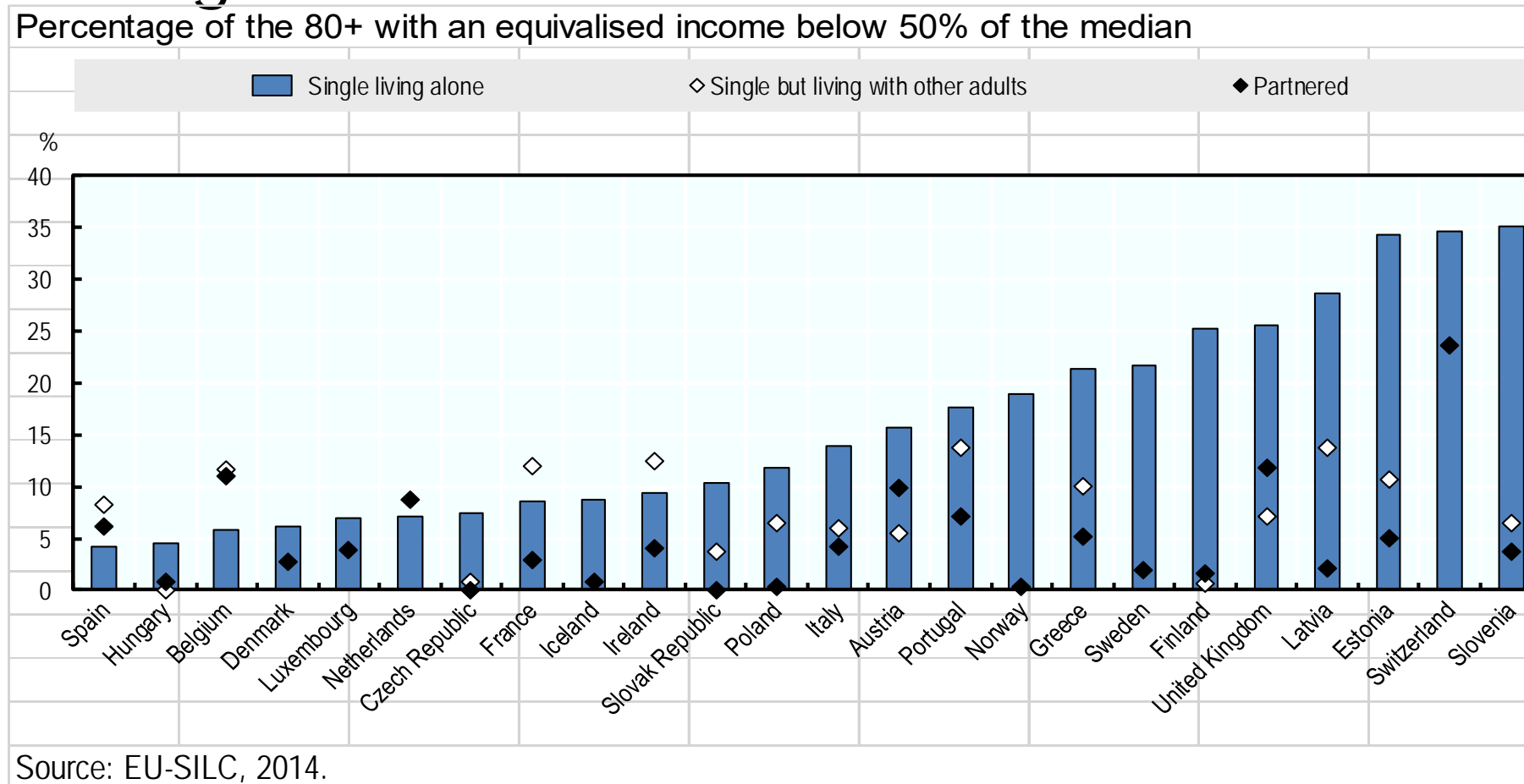
Income inequality among those 65+ varies widely across countries

Gini coefficient, 2014 or latest year



Source: OECD Income Distribution database

Poverty rates of the 80+ by family living arrangements



Policy priorities on ageing & older people through an SDG lens

SUSTAINABLE DEVELOPMENT GOALS



- Health
- Income security
- Violence, abuse & safety
- Empowerment & participation

Source: Consultation response to IAEG-SDGs, HelpAge & UN Programme on Ageing Unit, January 2019

Health for all at all ages (SDG 3)

- Target 3.8, Achieve Universal Health Coverage (UHC)
- Indicators 3.8.1 & 3.8.2, Measuring coverage and financial protection
- Severe data deficits on UCH for older people – accessibility, availability, acceptability, quality
- Need for data disaggregation

Access to health care

Overall, 49% of South African women aged 65+ reported at least 1 problem in accessing health care

Getting permission to go for treatment	23.6
Getting money to pay for treatment	37
Distance	35
Didn't want to go alone	28.2

Income security (SDGs 1, 2, 5, 8, 10)

Data issues –

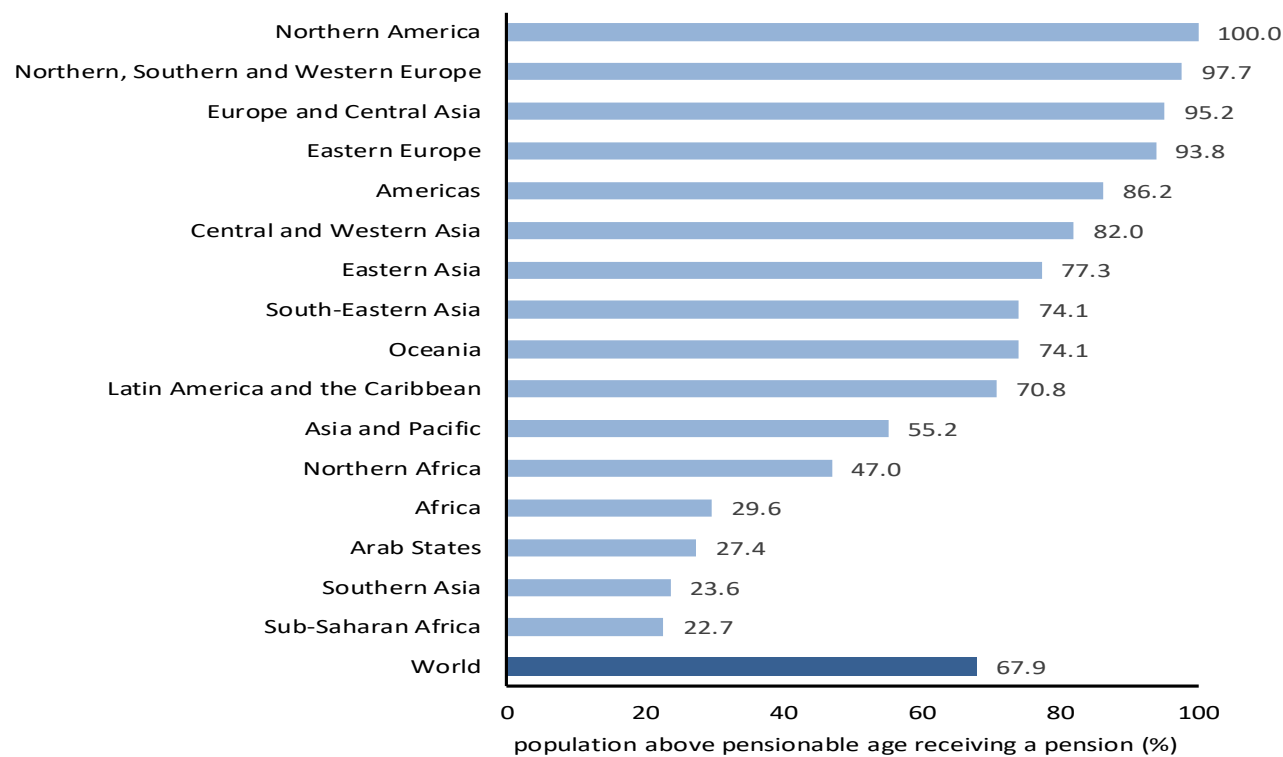
employment, pension coverage, pension adequacy, measurement of poverty, access to land and services

Estimates of labour force participation among older women (65+) in 2018, by region

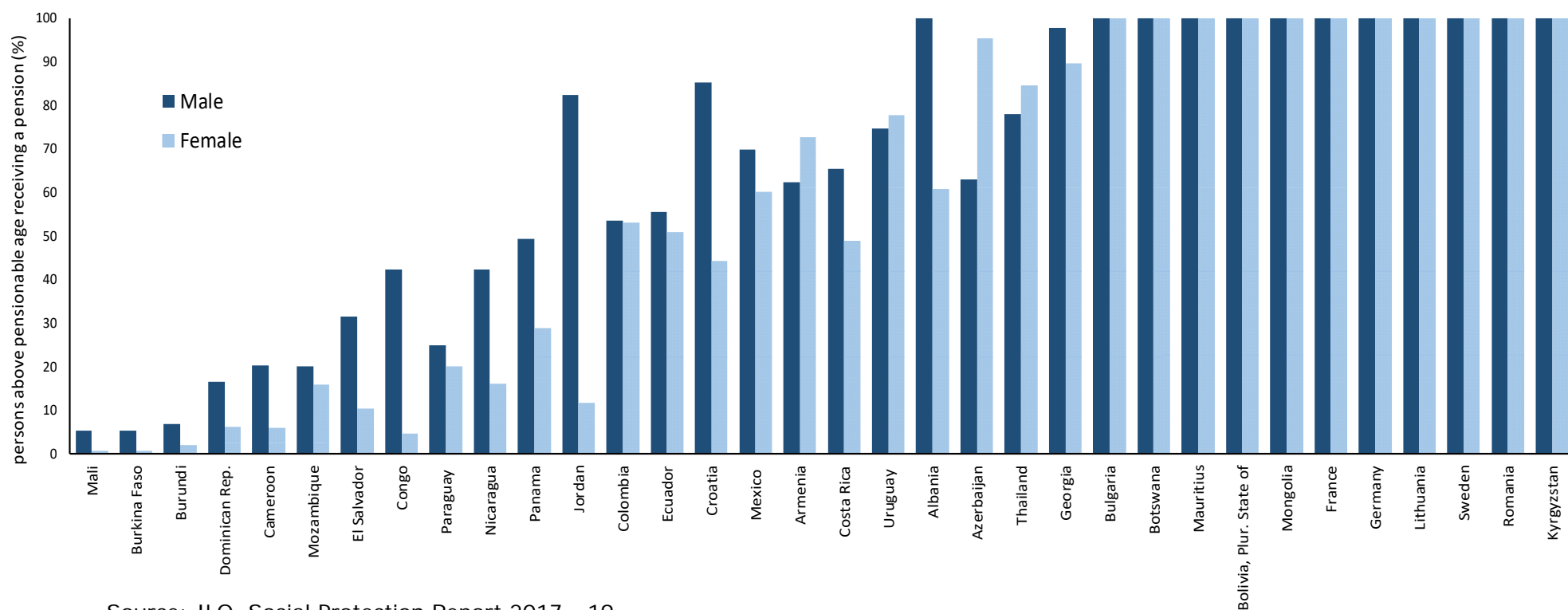
Region	%
Sub-Saharan Africa	42
Asia and the Pacific	15
Latin America and Caribbean	14
South Asia	12
Europe and Central Asia	5
Arab States	2
High income countries	10
World	14

Source: ODI, Between work and care: Older women's economic empowerment (2018)

Percentage of persons above statutory pensionable age receiving a pension, by region, latest available year



Percentage of population above statutory pensionable age receiving an old age pension by sex, latest available year



Source: ILO, Social Protection Report 2017 - 19



HelpAge

International

Living, not just surviving

*What older people say about their rights
to social protection and social security,
and to education, training, lifelong learning
and capacity building*

Violence, abuse and safety (SDGs 1, 5, 16)

Settings + measurement gaps +
policy implications -

intimate relationships,
families, institutions, humanitarian
emergencies & disasters

Experience of elder abuse by different categories among women & men aged 80 and over in India

Type of abuse	% reporting
Beating, slapping	13
Verbal abuse	51
Economic exploitation	33
Unwelcome/forcible sexual contact	1
Neglect	35

Source: HelpAge India, Elder Abuse in India - 2018

Empowerment & participation

(SDGs 4,5,10,11,16)

- Ageing in an ageist society – negative impact on health and wellbeing (Ayalon & Tesch-Römer, 2018)
- Recognition of age discrimination
- Getting to grips with concepts of contribution, autonomy, participation – role of Titchfield Group
- Developing measurements with participation of older people
- Measuring the age readiness of societal systems & policies (e.g. legal identity, approaches to education, employment, care & support)

Leave no one behind.
Measure for diversity, complexity & nuance
on ageing and older people.

Thank you.

www.globalagewatch.org

<https://unstats.un.org/sdgs/iaeg-sdgs>

<https://www.ageing-better.org.uk/publications/ageing-better-measures-framework>

