

# The LDC category: Key facts

## About the LDC category

### LDC definition

- Low-income countries confronting severe structural impediments to sustainable development

### LDC review

- List of LDCs reviewed triennially by the Committee for Development Policy (CDP)
- Currently 48 countries are included in the list of LDCs

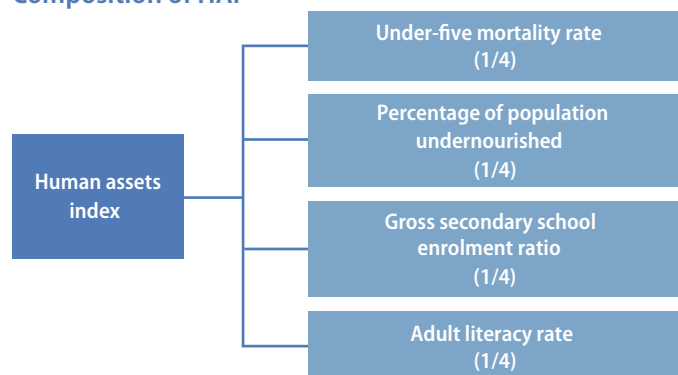
### Measures in favour of LDCs

- Exclusive access to specific international support in the areas of trade, development assistance, and general support: <http://esango.un.org/ldcportal/>

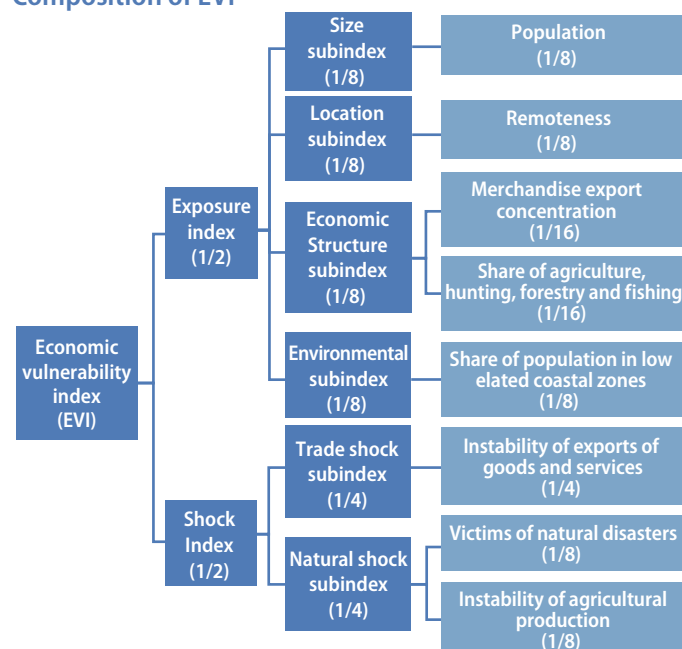
### LDC identification criteria

- Per capita gross national income (GNI)
- Human assets index (HAI)
- Economic vulnerability index (EVI)

### Composition of HAI



### Composition of EVI



## Graduation from the LDC category

### Graduation eligibility

- Graduation threshold must be met for two of the three criteria (per capita GNI, HAI, EVI)
- Alternatively, per capita GNI is at least twice the graduation threshold

### Graduation procedure

- Eligibility for graduation has to be met at two consecutive triennial reviews
- After country has been found eligible for graduation for the first time, UN/DESA prepares an ex ante impact assessment, and UNCTAD prepares a vulnerability profile of that country as inputs to the CDP decision-making process
- Country is invited to present its views on the possibility of graduation at the CDP expert group meeting preceding the next triennial review
- CDP recommends the country for graduation on the basis of the LDC criteria and the additional information provided by the country, UN/DESA and UNCTAD
- ECOSOC endorses the recommendation by the CDP
- General Assembly takes note of the decision of ECOSOC
- Graduation takes effect three years after the decision by the General Assembly

### Graduation thresholds (2015 triennial review)

- Per capita GNI: \$1,242  
\$2,484 for income only
- HAI: 66 and above
- EVI: 32 and below

For more detailed information on the LDCs please visit the CDP website:

[http://www.un.org/en/development/desa/policy/cdp/ldc\\_info.shtml](http://www.un.org/en/development/desa/policy/cdp/ldc_info.shtml)

### Factsheet prepared by the CDP secretariat

Development Policy and Analysis Division  
Department of Economic and Social Affairs  
United Nations

New York, NY, 10017, USA

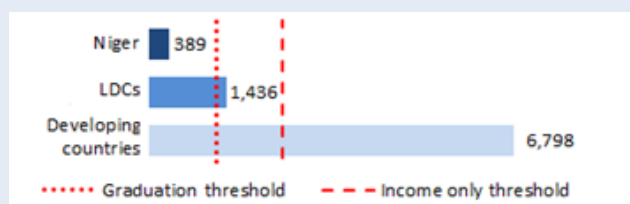
<http://www.un.org/en/development/desa/policy/cdp/index.shtml>

## Key figures\*: Niger

### Per capita gross national income (GNI)



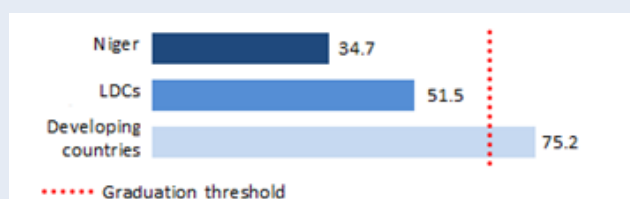
Per capita GNI: \$ 389  
Graduation threshold: \$1,242  
Income only threshold: \$2,484



### Human assets index (HAI)



HAI: 34.7  
Graduation threshold: 66 or above



### HAI indicators

#### Under-five mortality rate



Value: 104.2  
Index: 42.9  
Source: UN IAG for Child Mortality Estimation

#### Gross secondary school enrolment ratio



Value: 15.9  
Index: 6.6  
Source: UNESCO

#### Percentage of population undernourished



Value: 11.3  
Index: 89.5  
Source: FAO

#### Adult literacy rate




Value: 15.5  
Index: 0.0  
Source: UNESCO

### Economic vulnerability index (EVI)



EVI: 37.6  
Graduation threshold: 32 or below



### EVI indicators

#### Population



Value: 17,831,270  
Index: 26.5  
Source: UN/DESA, Population Division

#### Share of population in low elevated coastal zones



Value: 0.00  
Index: 0.0  
Source: CIESIN

#### Remoteness



Value: 54.5  
Index: 55.7  
Source: CDP

#### Instability of exports of goods and services



Value: 10.4  
Index: 17.9  
Source: UN/DESA, Statistics Division

#### Merchandise export concentration



Value: 0.40  
Index: 35.3  
Source: UNCTAD

#### Victims of natural disasters



Value: 6.649  
Index: 94.6  
Source: EM-DAT

#### Share of agriculture, forestry and fishing in GDP



Value: 40.8  
Index: 67.4  
Source: UN/DESA, Statistics Division

#### Instability of agricultural production



Value: 8.3  
Index: 37.0  
Source: FAO