

The LDC category: Key facts

About the LDC category

LDC definition

- ▶ Low-income countries confronting severe structural impediments to sustainable development

LDC review

- ▶ List of LDCs reviewed triennially by the Committee for Development Policy (CDP)
- ▶ Currently 48 countries are included in the list of LDCs

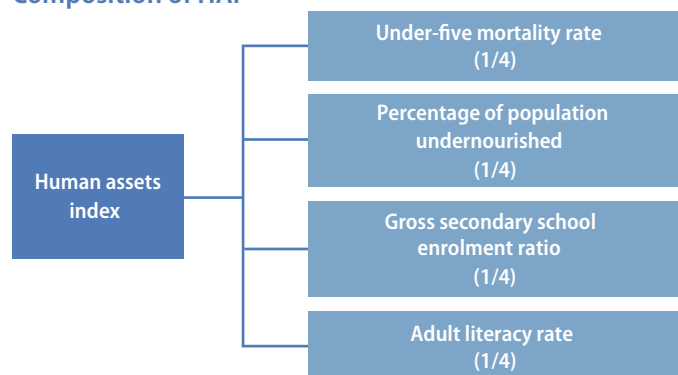
Measures in favour of LDCs

- ▶ Exclusive access to specific international support in the areas of trade, development assistance, and general support: <http://esango.un.org/ldcportal/>

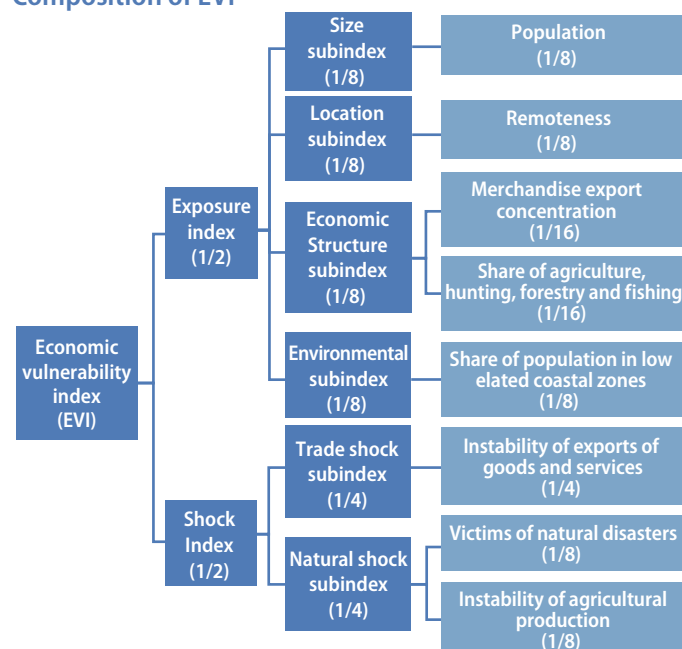
LDC identification criteria

- ▶ Per capita gross national income (GNI)
- ▶ Human assets index (HAI)
- ▶ Economic vulnerability index (EVI)

Composition of HAI



Composition of EVI



Graduation from the LDC category

Graduation eligibility

- ▶ Graduation threshold must be met for two of the three criteria (per capita GNI, HAI, EVI)
- ▶ Alternatively, per capita GNI is at least twice the graduation threshold

Graduation procedure

- ▶ Eligibility for graduation has to be met at two consecutive triennial reviews
- ▶ After country has been found eligible for graduation for the first time, UN/DESA prepares an ex ante impact assessment, and UNCTAD prepares a vulnerability profile of that country as inputs to the CDP decision-making process
- ▶ Country is invited to present its views on the possibility of graduation at the CDP expert group meeting preceding the next triennial review
- ▶ CDP recommends the country for graduation on the basis of the LDC criteria and the additional information provided by the country, UN/DESA and UNCTAD
- ▶ ECOSOC endorses the recommendation by the CDP
- ▶ General Assembly takes note of the decision of ECOSOC
- ▶ Graduation takes effect three years after the decision by the General Assembly

Graduation thresholds (2015 triennial review)

- ▶ Per capita GNI: \$1,242
\$2,484 for income only
- ▶ HAI: 66 and above
- ▶ EVI: 32 and below

For more detailed information on the LDCs please visit the CDP website:

http://www.un.org/en/development/desa/policy/cdp/ldc_info.shtml

Factsheet prepared by the CDP secretariat

Development Policy and Analysis Division
Department of Economic and Social Affairs
United Nations

New York, NY, 10017, USA

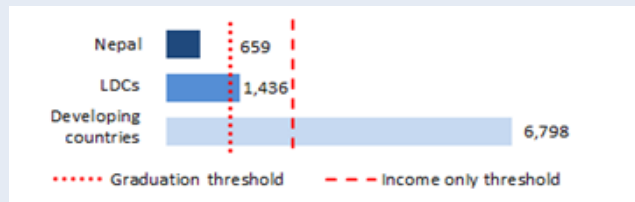
<http://www.un.org/en/development/desa/policy/cdp/index.shtml>

Key figures*: Nepal

Per capita gross national income (GNI)



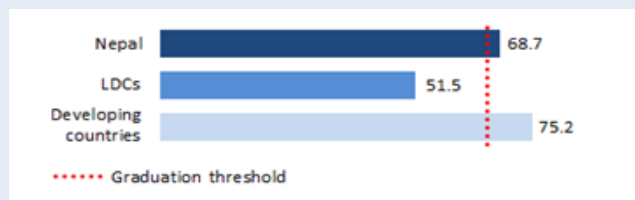
Per capita GNI: \$ 659
Graduation threshold: \$1,242
Income only threshold: \$2,484



Human assets index (HAI)



HAI: 68.7
Graduation threshold: 66 or above



HAI indicators

Under-five mortality rate



Value: 39.7
Index: 82.0
Source: UN IAG for Child Mortality Estimation

Gross secondary school enrolment ratio



Value: 66.6
Index: 62.9
Source: UNESCO

Percentage of population undernourished



Value: 13.0
Index: 86.7
Source: FAO

Adult literacy rate

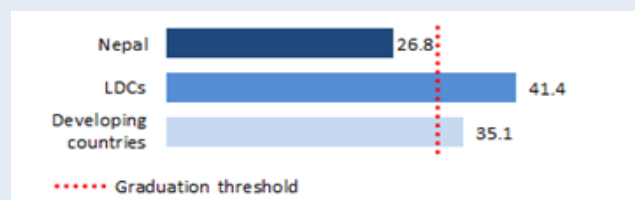


Value: 57.4
Index: 43.2
Source: UNESCO

Economic vulnerability index (EVI)



EVI: 26.8
Graduation threshold: 32 or below



EVI indicators

Population



Value: 27,797,457
Index: 19.7
Source: UN/DESA, Population Division

Share of population in low elevated coastal zones



Value: 0.0
Index: 0.0
Source: CIESIN

Remoteness



Value: 52.3
Index: 52.9
Source: CDP

Instability of exports of goods and services



Value: 10.3
Index: 17.7
Source: UN/DESA, Statistics Division

Merchandise export concentration



Value: 0.14
Index: 4.7
Source: UNCTAD

Victims of natural disasters



Value: 0.682
Index: 64.7
Source: EM-DAT

Share of agriculture, forestry and fishing in GDP



Value: 35.8
Index: 58.9
Source: UN/DESA, Statistics Division

Instability of agricultural production



Value: 3.3
Index: 9.9
Source: FAO