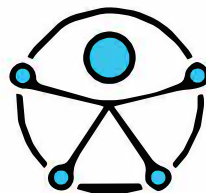




信息无障碍中心



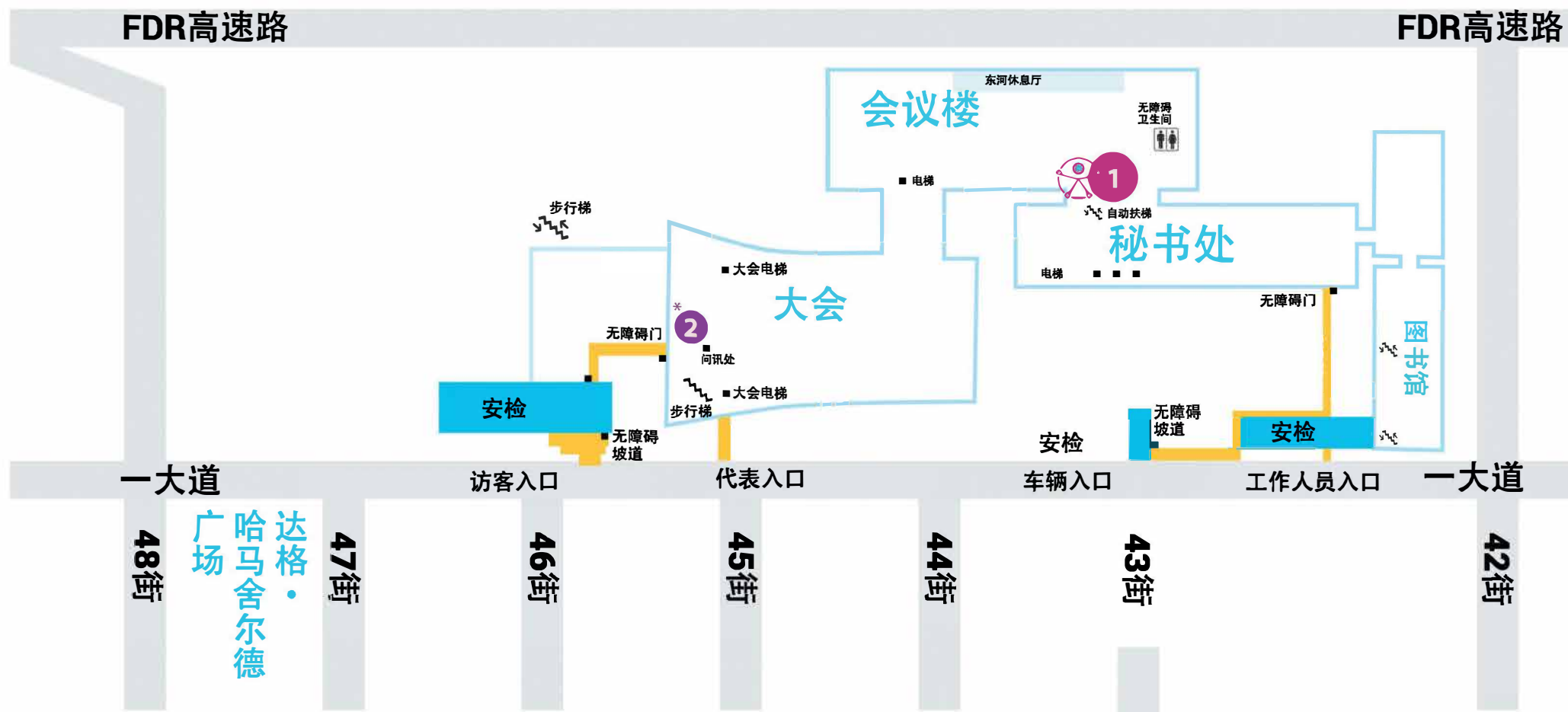
1层地图

1 信息无障碍中心

会议楼(CB), 1B 层
(秘书处电梯旁)

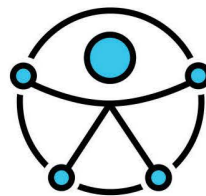
2 信息无障碍亭

* 访客入口 (大会大楼)
* 在活动高峰期时应需求开放



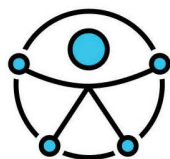


信息无障碍中心



地下1层 (1B层)地图





地图


Diagram of the CR10 room layout. The room is divided into several areas:

- 东休息室 (East Rest Room):** Located at the top of the room.
- 会议室 # 3 (CR3):** Located on the left side.
- 会议室 # 2 (CR2):** Located in the center.
- 会议室 # 1 (CR1):** Located on the right side.
- 电梯 (Elevator):** Located at the bottom center, marked with a yellow box and accessibility icons.
- 通往秘书处 (Path to Secretariat):** Indicated by a black arrow pointing towards the bottom right corner.

The diagram also includes various accessibility icons: wheelchair users, people with strollers, and people with hearing aids. Arrows indicate the flow of movement between these areas.

Diagram illustrating the layout of the North Korea Delegation Restroom and Meeting Rooms. The layout includes:

- 北代表休息室 (North Korea Delegation Restroom)
- 经济及社会理事会 (经社理事会) 会议厅 (Economic and Social Council Meeting Room)
- 托管理事会会议厅 (Trusteeship Council Meeting Room)
- 安全理事会会议厅 (Security Council Meeting Room)
- 电梯 (Elevator)
- 通往秘书处 (Access to Secretariat)



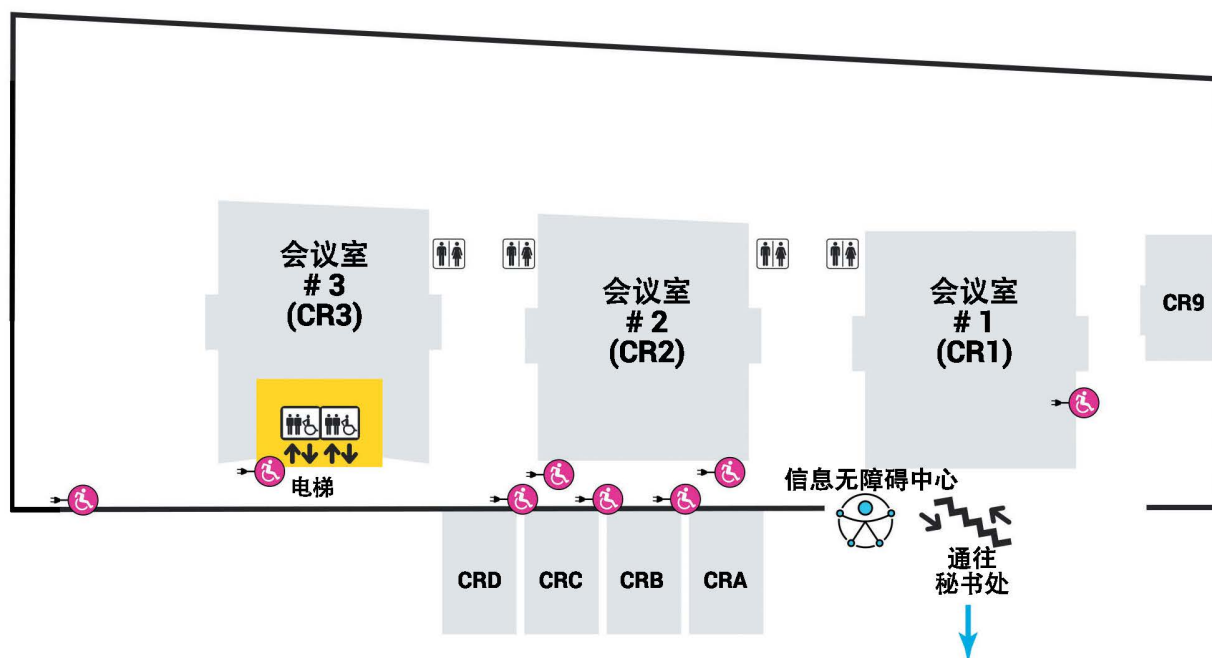
信息无障碍中心



地图

会议楼(CB)

会议楼, 1B层 (地下1层)



可用于为轮椅充电的便利插座。

