

Toward understanding patterns and dynamics in later life poverty in urban slums, Kenya

Isabella Aboderin, PhD

Razak Gyasi, PhD



Transforming lives in Africa through research

Outline

- Context and points of departure
- Aims
- Data source and methods
- Initial findings
- Possible implications:
 - for policy, measurement, further research



Transforming lives in Africa through research

Context



Transforming lives in Africa through research

- Debate on global aging seeks to understand, plan responses to:
 - 1) Evolving **individual** needs arising within expanding populations of 'older' adults
 - 1) Related **societal** challenges (and opportunities) arising with progressively maturing age structures
- SDG entail imperatives for both



Transforming lives in Africa through research

'Characteristics approach' focuses on need to consider:

- Chronological age structure
and
- Age-specific attributes (with dependence, need)

- Country-specific analyses
(mainly OECD and emerging market countries)



Transforming lives in Africa through research

Points of departure



Transforming lives in Africa through research

1. Focus on sub-Saharan Africa (SSA)

- ‘Youngest’ region -- yet aging is an issue:
 - *Absolute* size of population of adults 60+ y (54 million)
 - *Pace* of rise in absolute size and total population share
→ more rapid than in any other region
 - *Opportunity* to begin to forge, and hone over time systems to harness maturing populations



Transforming lives in Africa through research

2. Focus on poverty

- Salient in SSA
- Assumptions about heightened vulnerability of **older** adults to poverty
- Little robust evidence



Transforming lives in Africa through research

3. Focus on urban informal settlements: 'slums'

- Need to go beyond national-level analyses
→ understand age-structures and characteristics in *specific* socio-spatial contexts
- Slums highly salient context within which individuals' lives unfold in SSA:



Transforming lives in Africa through research

SSA has:

- Largest % of urban dwellers who live in slums (55%)
- Largest growth in absolute number of slum dwellers
- 56% of total global increase in number of slum dwellers (1990-2014)
- Rate of increase in number of slum dwellers same as for overall urban population



Transforming lives in Africa through research

Aims



Transforming lives in Africa through research

- 1) Initial exploration in defined slum population of:
 - Trends in chronological age structure
 - Patterns, trends in poverty-age relationship

- 2) Distillation of potential implications
for: policy, measurement, further research



Transforming lives in Africa through research

Data source



Transforming lives in Africa through research

- Nairobi Urban Health and Demographic Surveillance System (NUHDSS)
 - Operated by APHRC 2002 – present
 - One of only two urban DSS in SSA
 - Twice-yearly tracking of $\approx 24,000$ HH (two slum communities: Korogocho, Viwandani)
- Currently $N \approx 1,829$ adults aged 60+ years



Transforming lives in Africa through research

Methods



Transforming lives in Africa through research

- Data period: nine years (2007 – 2015)
(2015: major roll out of social pension)
- Variables:
 - Individual: gender, chronological age
 - Household: composition, poverty
- Poverty measure: Food (in)security (**subjective**)
 - relevant to SDG 1 and 2
 - emerges as key concern in qualitative work



Transforming lives in Africa through research

- Statistical analyses
 - Descriptive uni- and bi-variate
 - Multivariate logistic regression



Transforming lives in Africa through research

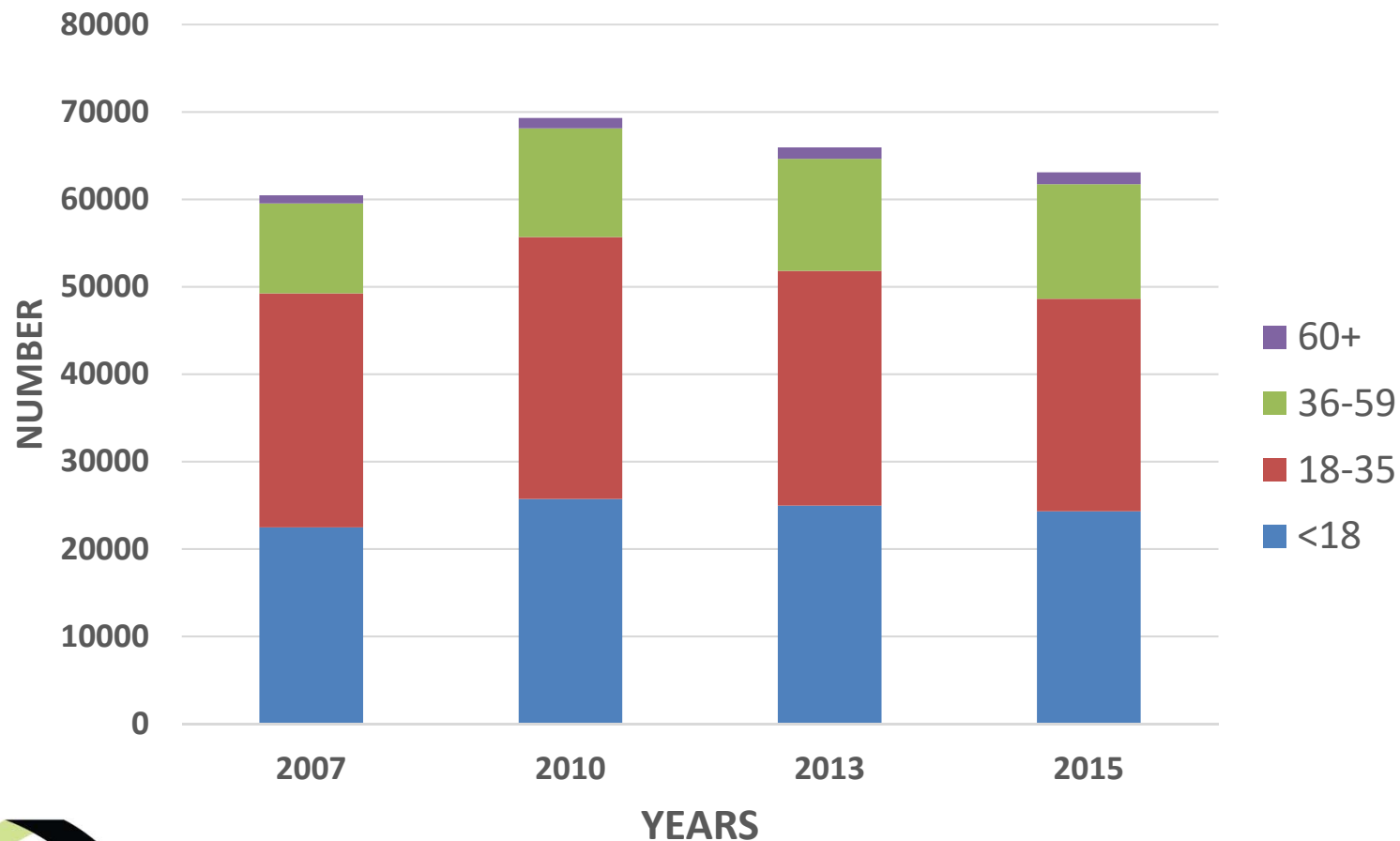
Initial findings I

Age structure: trends



Transforming lives in Africa through research

Trends in absolute numbers: overall and age-specific slum population



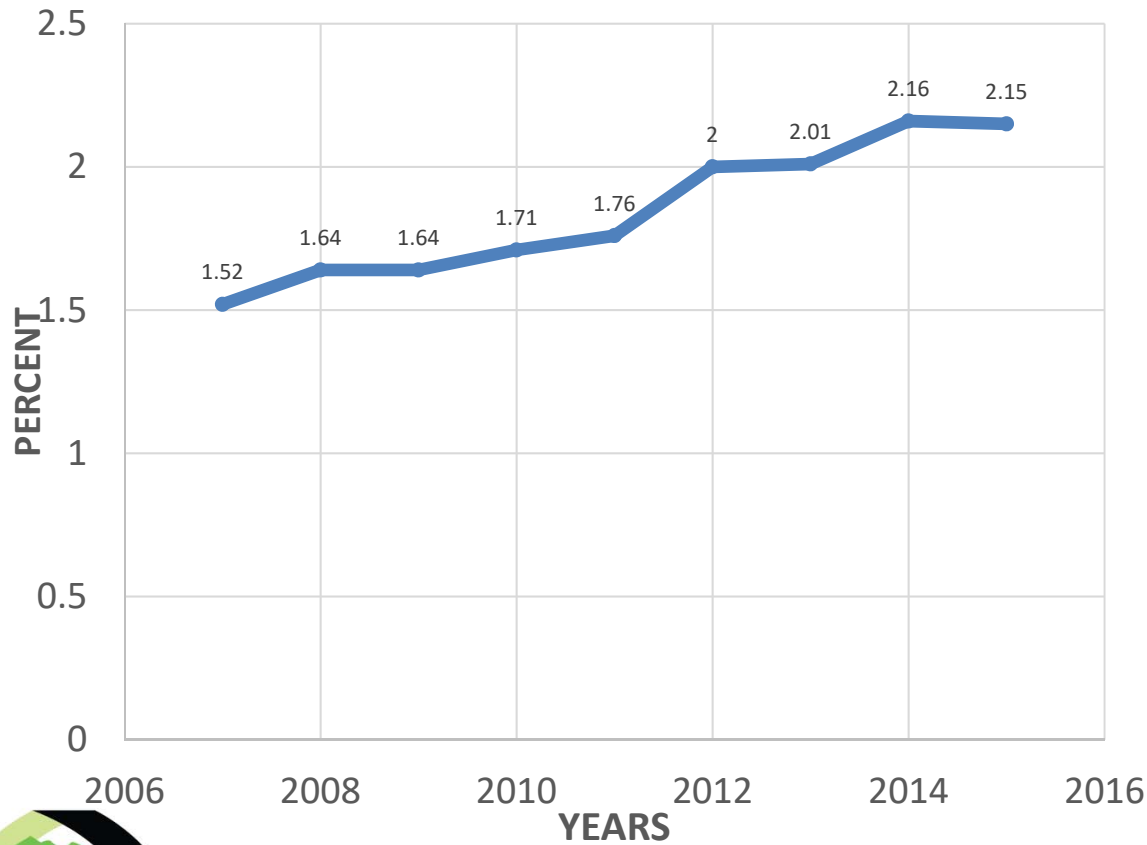
A global center of excellence, consistently generating and delivering relevant scientific evidence for policy and action

- Rising population share of adults aged 60+ years
 - Rapid pace: faster than national rate



Transforming lives in Africa through research

Trend in total population proportion of adults 60+ years



- 41.4% rise overall
- (5.2% annually)



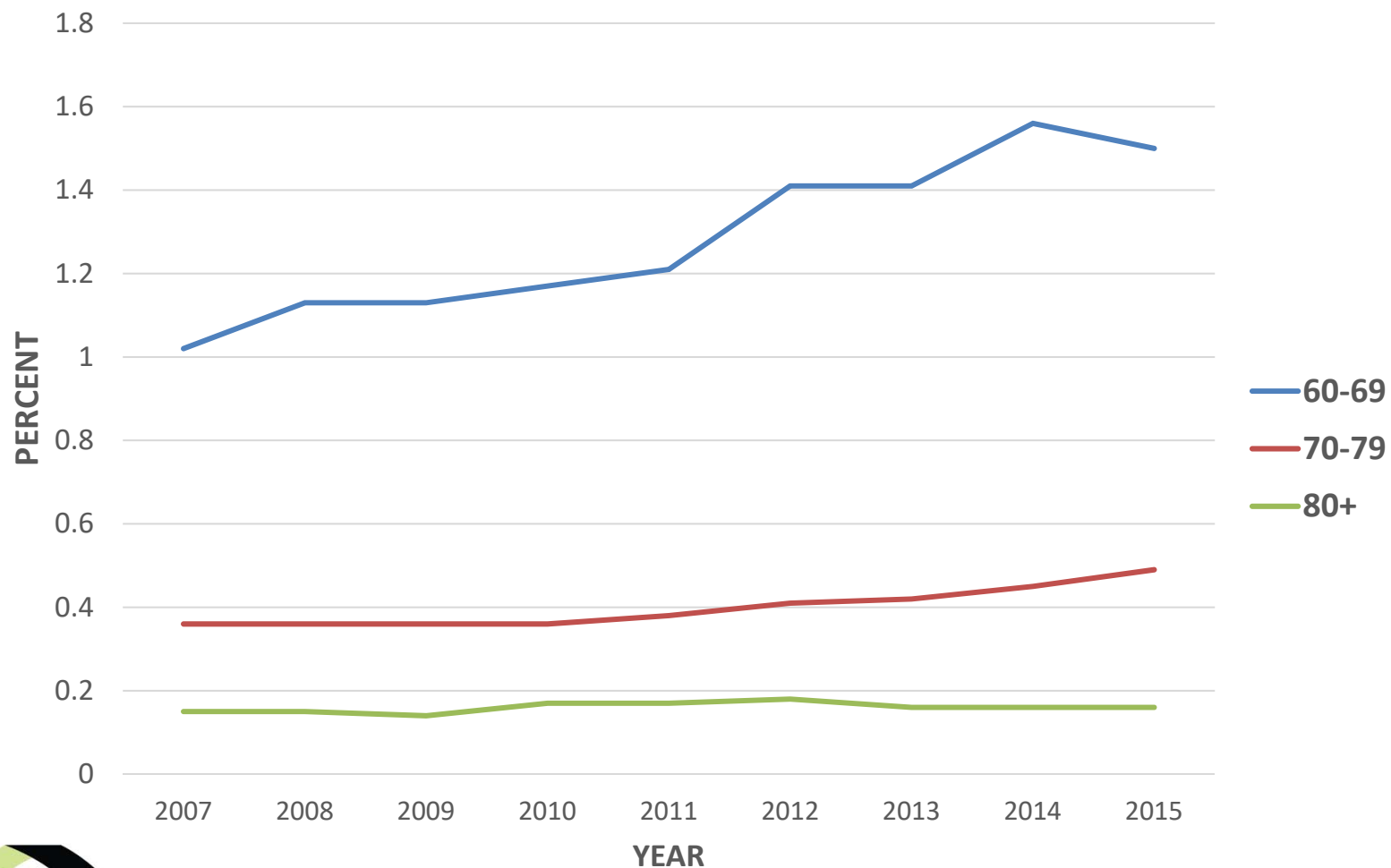
A global center of excellence, consistently generating and delivering relevant scientific evidence for policy and action

- Rise in total population share of older adults confined to age groups 60-69 years and 70-79 years



Transforming lives in Africa through research

Trend in total population proportion, older age groups



A global center of excellence, consistently generating and delivering relevant scientific evidence for policy and action

Initial findings II

Chronological age and poverty



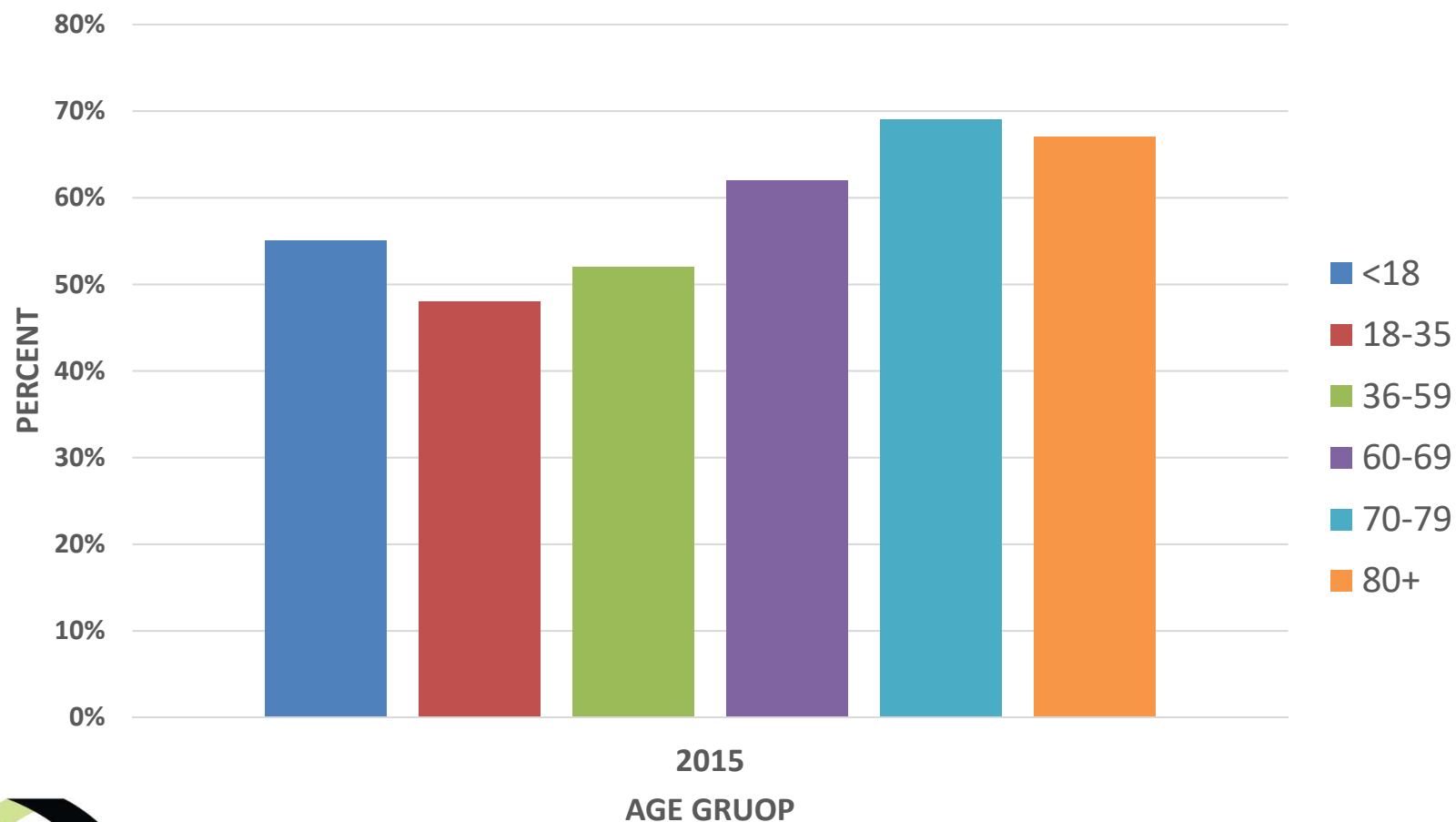
Transforming lives in Africa through research

- Rising food **in**security prevalence with advanced chronological age



Transforming lives in Africa through research

Percentage of individuals living in food insecure households by age group, 2015



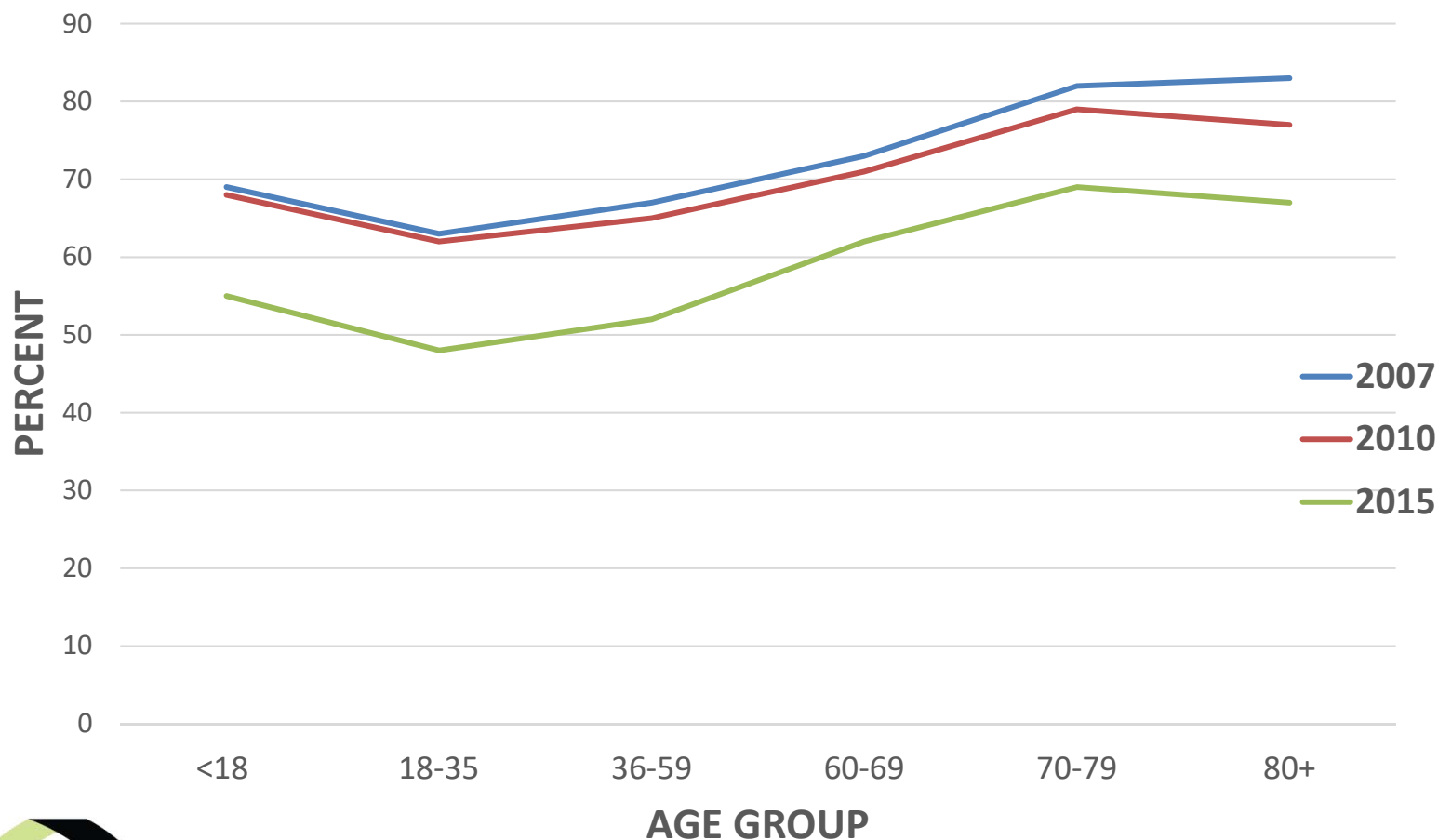
A global center of excellence, consistently generating and delivering relevant scientific evidence for policy and action

- Same association observed across years
(despite overall ↓ in food insecurity levels 2007-2015)



Transforming lives in Africa through research

Percentage of individuals living in food insecure households by age group, 2007, 2010, 2015



A global center of excellence, consistently generating and delivering relevant scientific evidence for policy and action

- Strong, significant relationship between advanced chronological age and food insecurity – consistent across years



Transforming lives in Africa through research

Logistic regression model – food security Odds Ratios 2007, 2010, 2013 and 2015

Food Security: 1=Food Secure & 0=Food Insecure

	2007	2010	2013	2015
	OR	OR	OR	OR
Age (Ref=18-35)				
36-59	0.86***	0.89***	0.89***	0.83***
60-69	0.66***	0.68***	0.60***	0.56***
70-79	0.42***	0.48***	0.43***	0.42***
80+	0.41**	0.57*	0.43***	0.51**
Wealth Index (Ref=Poorest)				
Middle	1.44***	1.55***	1.75***	1.49***
Least poor	2.56***	3.29***	2.75***	2.36***
Gender (Ref=Female)				
Male	1.03	1.07***	1.06**	1.13***
Household Size	0.89***	0.89***	0.84***	0.90***
***P<.001; **P<.005; *P<.05				



What might our initial findings mean?



Transforming lives in Africa through research

1. Slum populations may be aging (chronologically) **faster** than overall (or rural) populations

- May reflect:

- later life rural-urban migration

- ‘aging in place’

- delayed / ceased return migration to rural homes



Transforming lives in Africa through research

2. (Older) age may represent an axis of inequality in food security in slum populations
- Food **in**security – need for social protection? – is salient characteristic of older (60+) slum population
 - May reflect lack of:
 - earlier life saving opportunities (informal sector)
 - kin support; capacity/opportunity to work
 - access to formal pensions; social protection



Transforming lives in Africa through research

Possible implications...



Transforming lives in Africa through research

For policy:

- Need for focus on slums in SSA aging agenda – and focus on aging in SSA slum agenda (post Habitat III)
- Targeted social pension need from age 60 years → Current universal eligibility age (70+) too high
- Role for ‘preventive’ efforts (saving mechanisms for informal sector working-age adults)?



Transforming lives in Africa through research

For *measurement*:

- Self-report (subjective) food security - simple measure, relevant to SDG 1 and 2
- But: household based – unable to capture intra-HH allocation of food (resources): may over/under estimate food insecurity in older population
- Other, more relevant individual-level measures?



Transforming lives in Africa through research

For further research:

- Evolving trends in age structure, food insecurity post 2015 (effects of social pension roll-out since 2015)?
- Comparison with rural/non-slum urban populations
- Interrogating the older age-food insecurity relationship (explanatory factors? age, cohort, period effects?)



Transforming lives in Africa through research

- Others?



Transforming lives in Africa through research

Thank you



Transforming lives in Africa through research

The key point about the figure is that it highlights the clear existence of ...

- Disparities in level of deprivation within overall poor slum population
- Slums among most unequal settlements globally



Transforming lives in Africa through research

- *Now we turn to our exploration of how, if at all, levels of deprivation or poverty relate to chronological age ...*



Transforming lives in Africa through research

- *Insert figure (stacked columns) showing overall % of individuals in age group 60+) (i) living in food (in)secure HHs by age for 2015*



Transforming lives in Africa through research

- *Insert same figure as previous (stacked columns) showing overall % of individuals in age group 60+) (i) living in food (in)secure HHs by age but with stacked columns for 2013, 2010, 2007 added*



Transforming lives in Africa through research

- *Insert figure (graph) showing overall % of individuals **by broad age group** (<18, 18-35, 36-59, 60-69, 70-79, 80+) (i) living in food insecure HHs by age for 2015*



Transforming lives in Africa through research

The key points emerging from the previous two figures is that Food insecurity and absolute wealth deprivation appear to be characteristics of a majority of the chronologically older population

The risk of such particular deprivation appears to be associated with advanced chronological older age (60 years and above)

This may reflect among others, older slum dwellers' past economic activity predominantly in the informal sector with low, precarious incomes, which implies a lack of access to formal sector pensions or insurance schemes and limited opportunities for savings, combined with a lack of or limited cover by social protection schemes (a point of which we'll return later).



Transforming lives in Africa through research

We looked at whether or not these patterns have changed over time by looking at 2007 and 2010 data and found no huge variations in the basic patterns.

-show same graph, this time with lines for 2007 and 2010 data added



Transforming lives in Africa through research

No major change in age-poverty level patterns over successive cohorts over period of nine years 2007-2015



Transforming lives in Africa through research

This raises the question as to what underlies the association and whether or not it is indeed chronological age-related

To begin to explore this we've run some logistic regression analyses models with only a few additional variables – gender and household size and, for food security, wealth status



Transforming lives in Africa through research

ODDS ratios – 2015, 2013, 2010, 2007

Showing relationship of chronological age to food insecurity to get stronger



Transforming lives in Africa through research