



# The international migration database

**Bela Hovy, Chief  
Migration Section  
Population Division  
UN/DESA**

*Developed with the support of UNICEF and UNDP South-South Unit and  
in collaboration with the World Bank and the University of Sussex*

# Objectives

- **Collection of all publicly available data on the international migrant stock for all countries and territories in the world**
- **Data elements**
  - Country of birth
  - Country citizenship
  - Sex
  - Age
  - Total

# Presentation overview

1. **Overview of the database**
2. **Data collection standards**
3. **Data availability (gaps)**
4. **Web-based interface (demo)**
5. **Using the data**

# Data sources

- National population censuses
- National population registers
- Nationally representative surveys

# Data providers

- **United Nations Statistics Division**
  - Questionnaires (Demographic Yearbook)
- **United Nations Population Division**
  - Publications of national statistical offices and other official data providers
- **Other providers**
  - IPUMS
  - UN/ECLAC (IMILA)
  - ...

# Minimum standards (UN census recommendations)

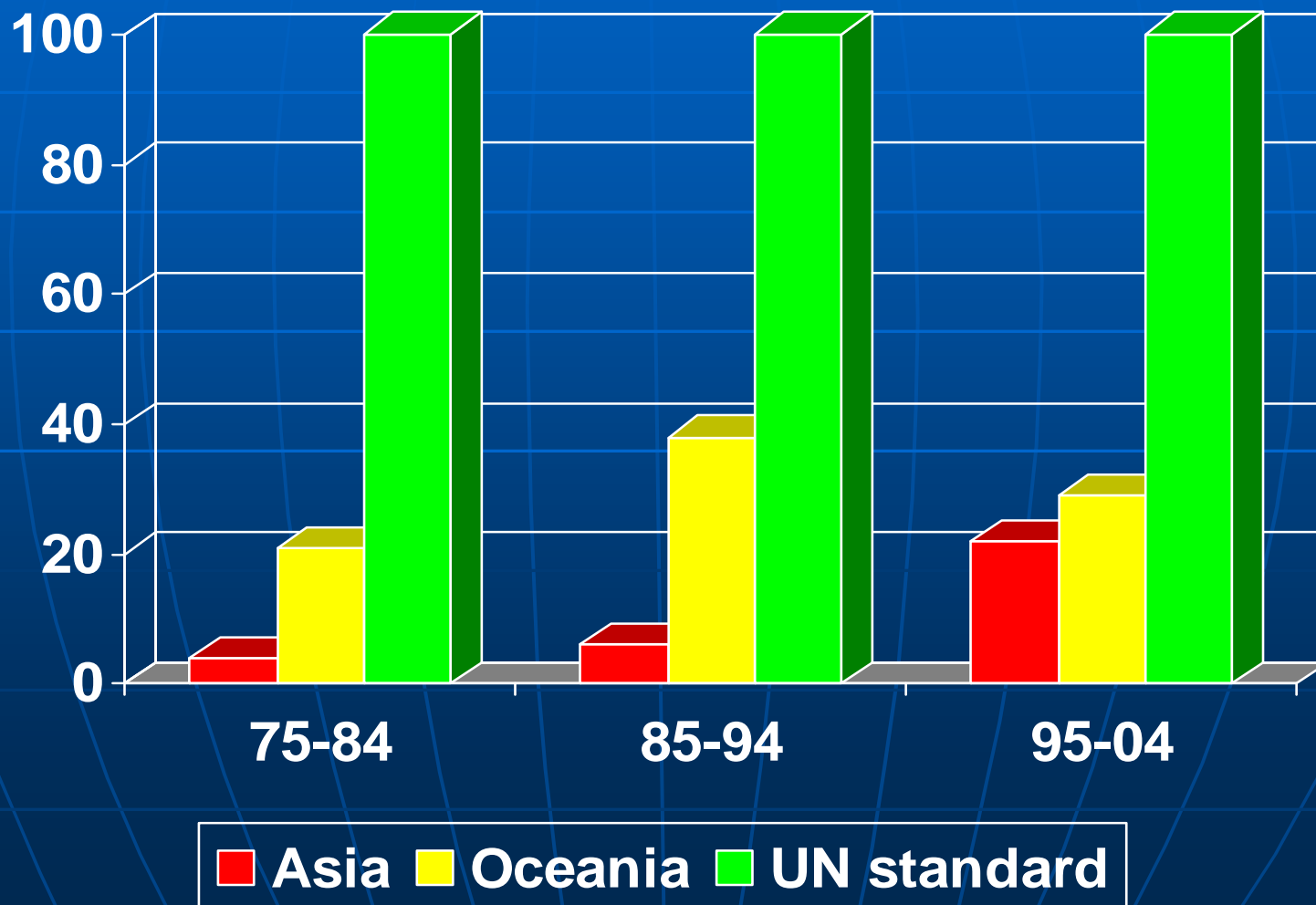
- Number of foreign-born by sex (M/F) and age (5-year age group) and country of birth (full detail, no 'other')
- Number foreign citizens by sex (M/F) and age (5-year age group) and country of citizenship (full detail, no 'other')
- At least once every 10 years

# Minimum standards (sample tabulation)

<i>Country of birth (citizenship)</i>	<i>Age (female, male)</i>			
	0-4	5-9	...	79 +>
<b>Albania</b>				
...				
<b>Zimbabwe</b>				

# Availability of data by country

## INTERNATIONAL MIGRANT STOCK BY SEX, AGE AND ORIGIN





## Availability of data by country

### TOTAL INTERNATIONAL MIGRANT STOCK

UN Major area	1975-1984	1985-94	1995-04
Asia	48%	66%	72%
Oceania	79%	83%	88%
Africa	71%	75%	48%
Latin America & Caribbean	80%	83%	78%
Europe	51%	85%	87%
Northern America	100%	80%	80%
Total	65%	78%	72%

## Availability of data by country

### INTERNATIONAL MIGRANT STOCK BY SEX

UN Major area	1975-1984	1985-94	1995-04
<b>Asia</b>	<b>44%</b>	<b>64%</b>	<b>66%</b>
<b>Oceania</b>	<b>71%</b>	<b>79%</b>	<b>67%</b>
Africa	68%	68%	36%
Latin America & Caribbean	80%	80%	70%
Europe	49%	72%	81%
Northern America	100%	80%	80%
<b>Total</b>	<b>62%</b>	<b>72%</b>	<b>63%</b>

## Availability of data by country

### INTERNATIONAL MIGRANT STOCK BY AGE

UN Major area	1975-1984	1985-94	1995-04
<b>Asia</b>	<b>30%</b>	<b>32%</b>	<b>48%</b>
<b>Oceania</b>	<b>58%</b>	<b>50%</b>	<b>54%</b>
Africa	41%	52%	27%
Latin America & Caribbean	72%	65%	52%
Europe	32%	55%	72%
Northern America	100%	60%	60%
<b>Total</b>	<b>46%</b>	<b>51%</b>	<b>50%</b>

## Availability of data by country

### INTERNATIONAL MIGRANT STOCK BY COUNTRY OF BIRTH OR CITIZENSHIP

UN Major area	1975-1984	1985-94	1995-04
Asia	14%	26%	42%
Oceania	50%	63%	58%
Africa	43%	48%	34%
Latin America & Caribbean	67%	67%	59%
Europe	45%	70%	83%
Northern America	40%	60%	60%
Total	43%	54%	54%

## Availability of data by country

### INTERNATIONAL MIGRANT STOCK BY SEX, AGE AND ORIGIN

UN Major area	1975-1984	1985-94	1995-04
<b>Asia</b>	<b>4%</b>	<b>6%</b>	<b>22%</b>
<b>Oceania</b>	<b>21%</b>	<b>38%</b>	<b>29%</b>
Africa	14%	16%	16%
Latin America & Caribbean	46%	26%	30%
Europe	21%	36%	49%
Northern America	20%	60%	40%
<b>Total</b>	<b>21%</b>	<b>23%</b>	<b>29%</b>

# <http://esa.un.org/unmigration>



## **GMRD: Global Migration Research Database v0.2.6**

Welcome to the Global Migration Research Database!

The database is currently being tested. During this period, the access to the database is restricted. To request access to the database, please [register here](#).

**E-mail address:**

**Password:**

Remember me on this computer.

[I forgot my password](#)

# Selection page



**GMRD: Global Migration Research Database v0.2.6** [\[Sign out\]](#)

**Current selection:** Philippines | 2000

Select an area or country of residence and a year

**Country or area of residence**

Philippines	▲
Poland	
Portugal	
Puerto Rico	
Qatar	
Republic of Korea	
Réunion	▼

**Year**

1980
1990
2000

Select a table

Criterion	Source	Sex	Age	Origin	
Country of birth	Census	x	x		Select
Country of birth	Census	x		x	Select

# Selection page (cont.'d)

Select a table

Criterion	Source	Sex	Age	Origin	
Country of birth	Census	x	x		Select
Country of birth	Census	x		x	Select

Select a country of birth or aggregate

**Country of birth or aggregate**

Foreign-born  
Total population  
Philippines

- Show sex  
 Show age groups

Display data



# Result



**GMRD: Global Migration Research Database v0.2.6** [\[Sign out\]](#)

[Back to the selection](#)

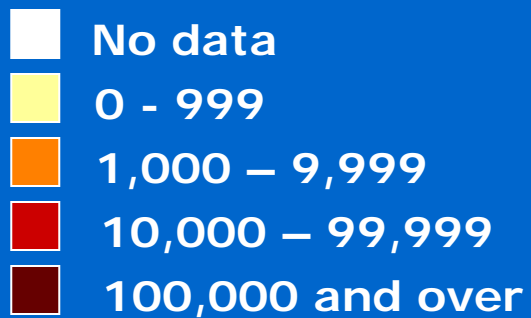
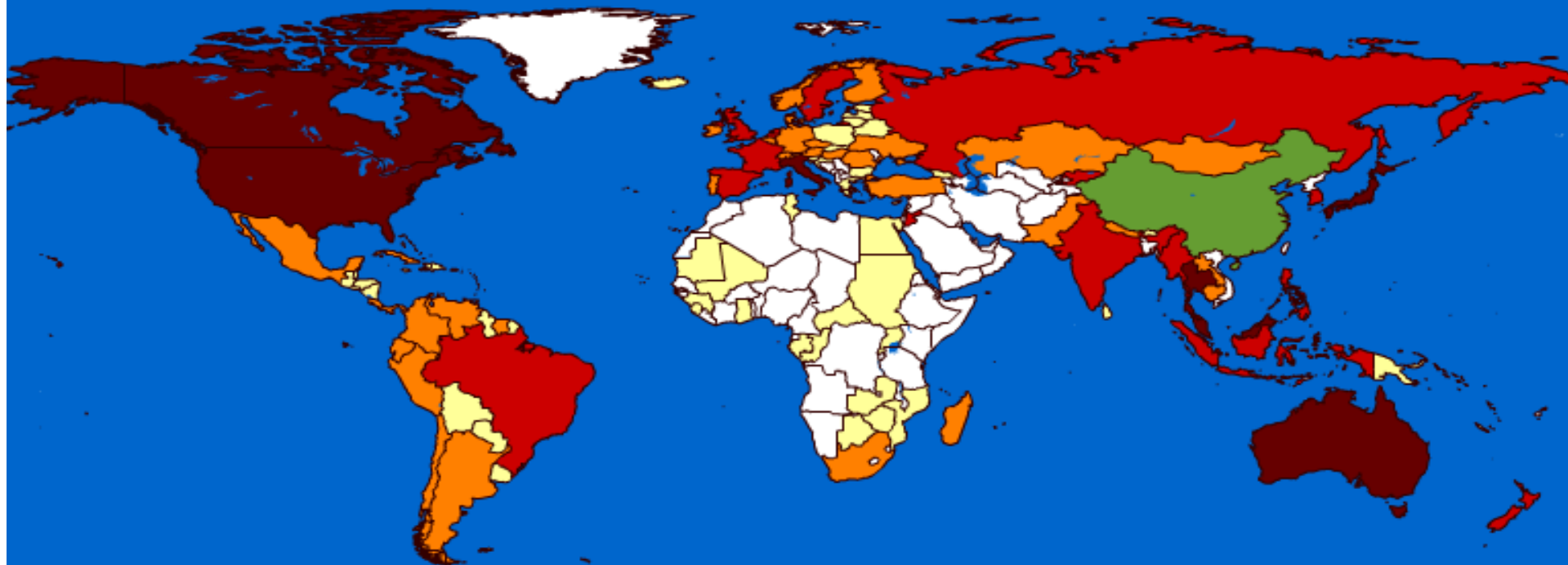
[\[Export to Excel\]](#)

<b>Country or area of residence</b>	Philippines
<b>Year</b>	2000
<b>Criterion</b>	Country of birth
<b>Source</b>	Census
<b>Footnote</b>	
<b>Country of birth or aggregate</b>	Foreign-born

<b>Age Group</b>	<b>Male</b>	<b>Female</b>	<b>Total</b>
Total	1,957,738	1,954,381	3,912,119
00-04	256,083	248,109	504,192
05-09	251,630	238,052	489,682
10-14	221,139	213,386	434,525
15-19	198,305	198,678	396,983

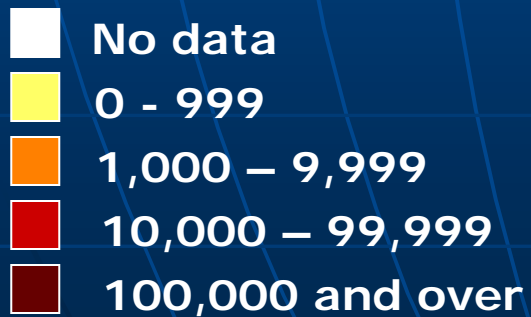
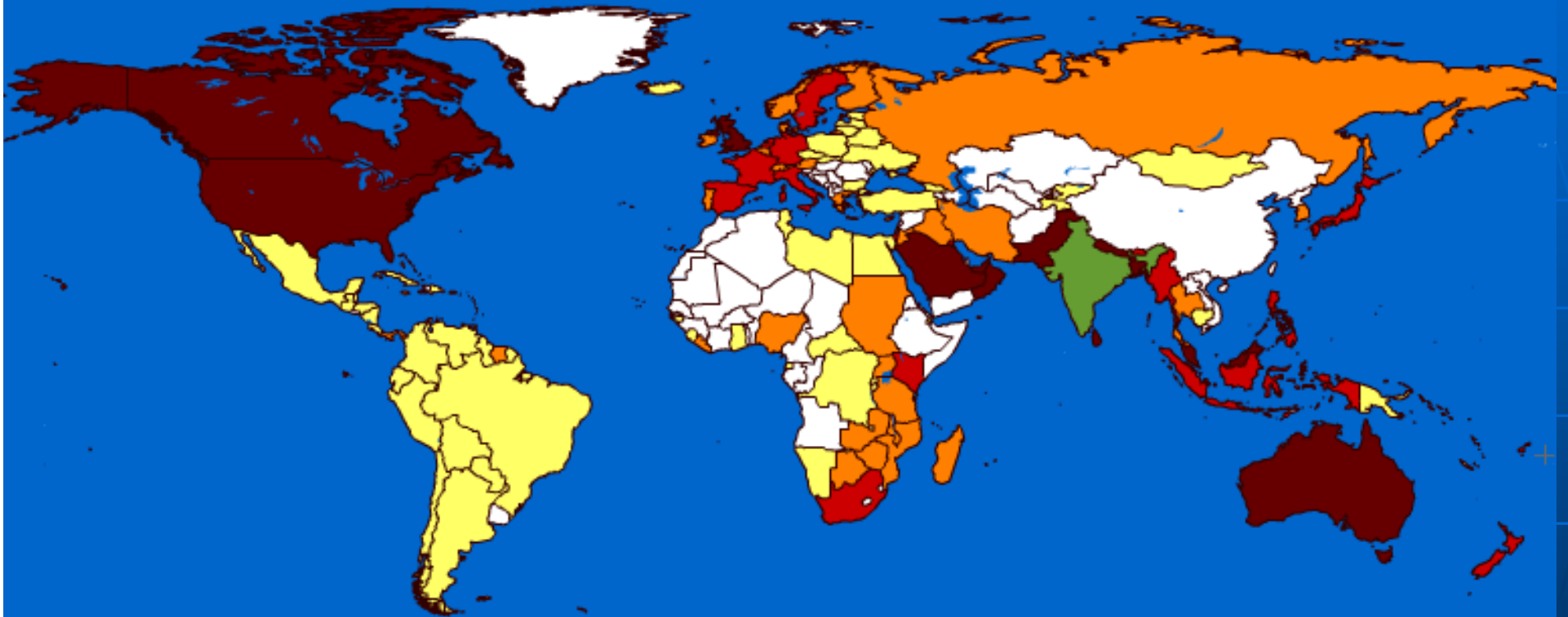
# International migrant stock from China

by country of birth or citizenship, latest available data

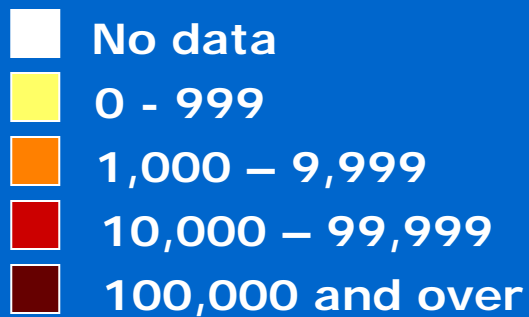
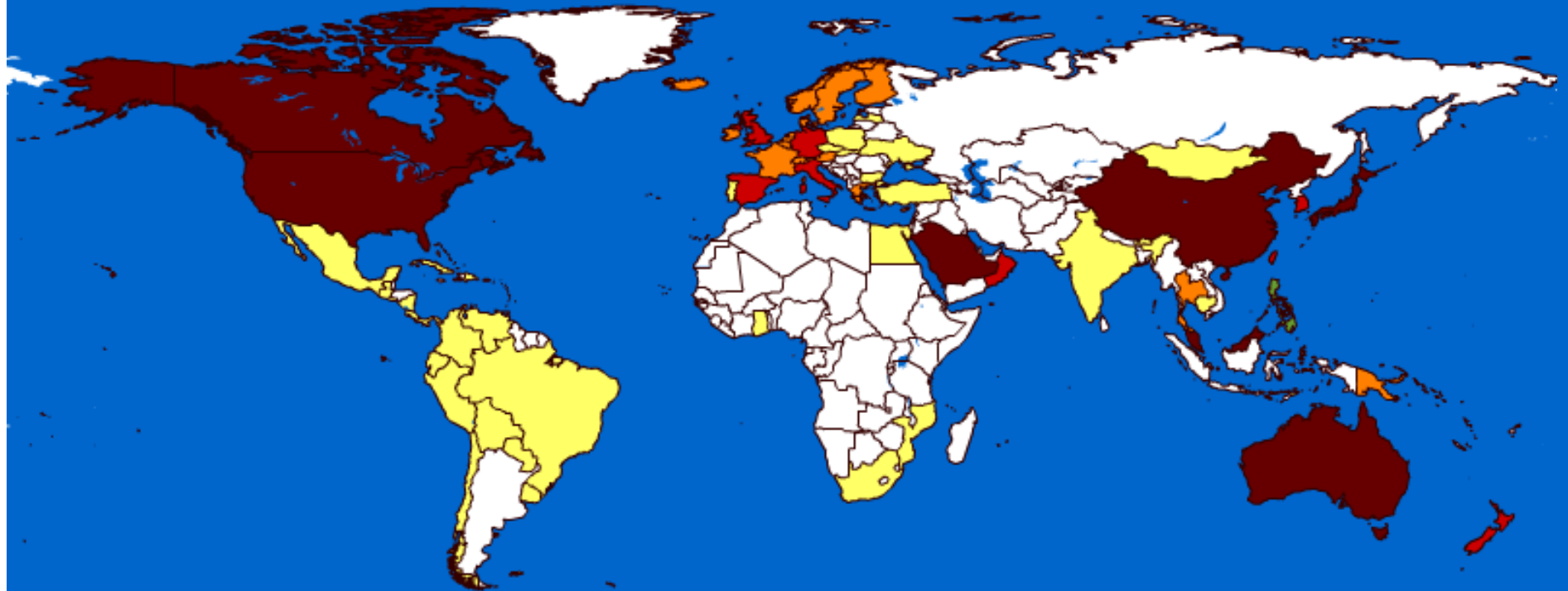


# International migrant stock from India

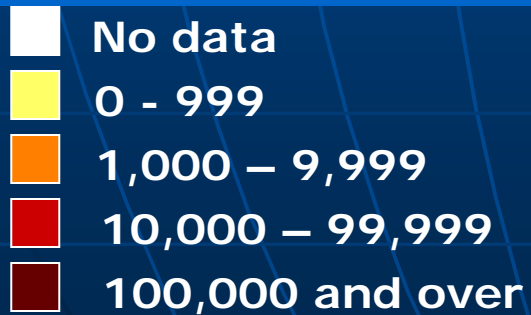
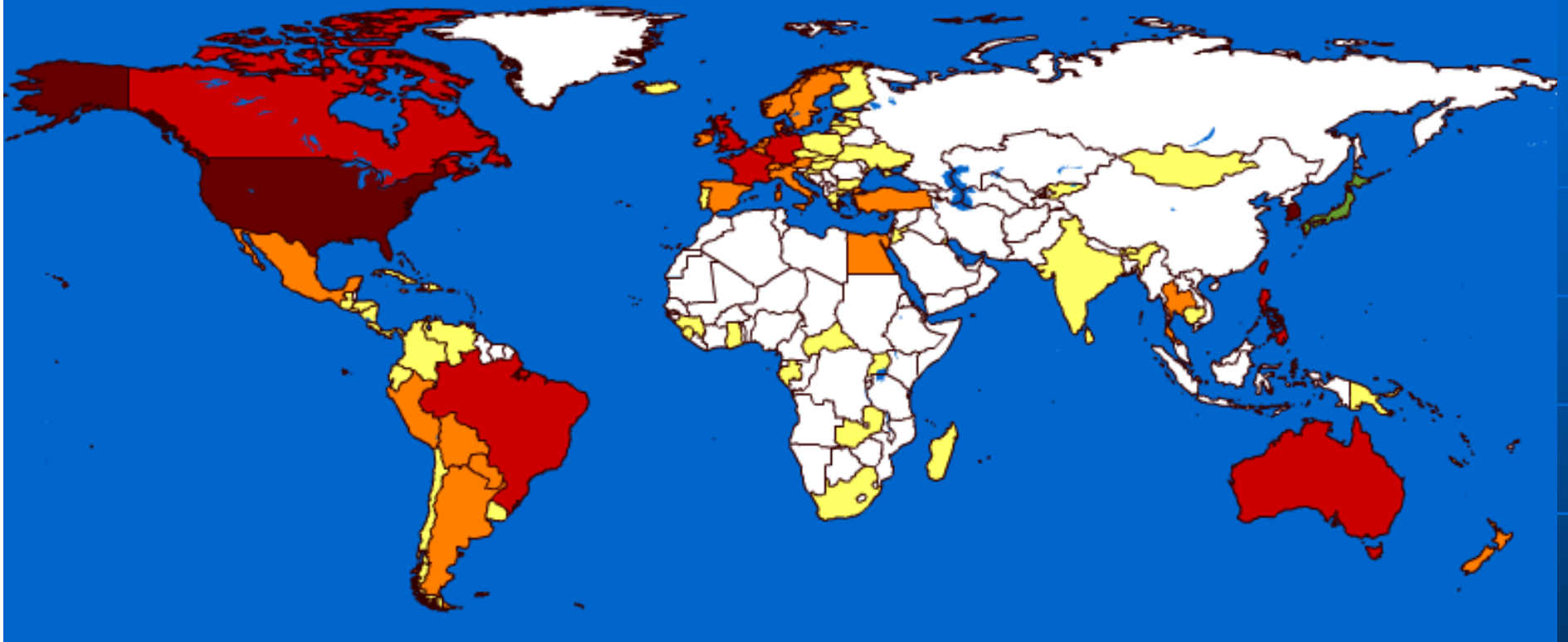
by country of birth or citizenship, latest available data



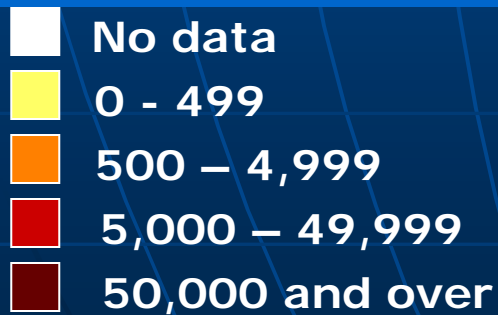
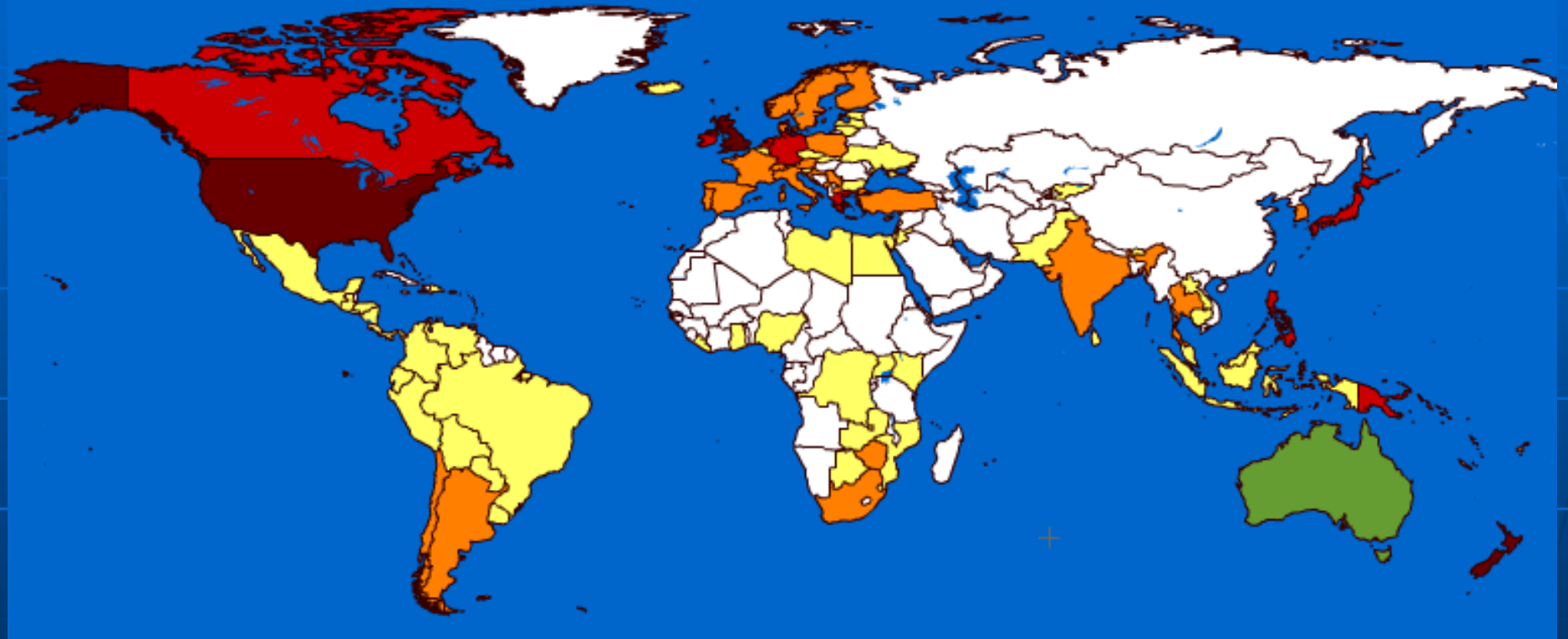
# International migrant stock from the Philippines by country of birth or citizenship, latest available data



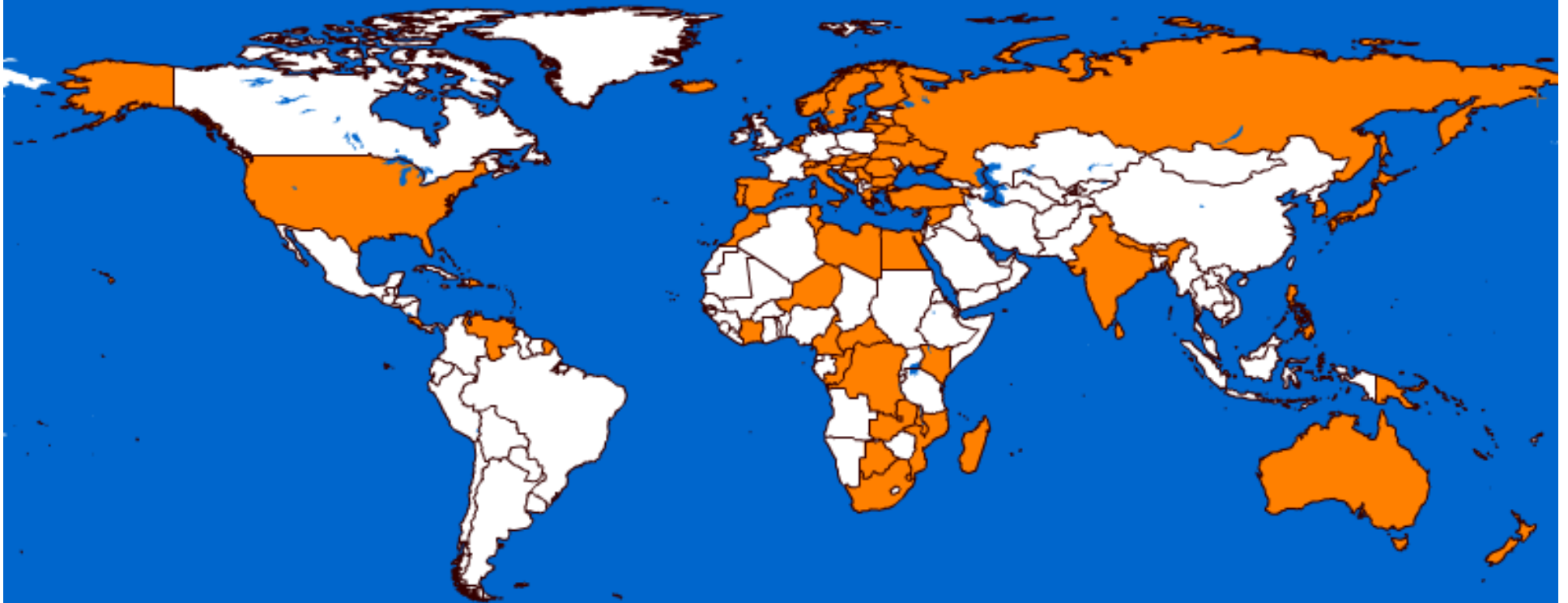
# International migrant stock from Japan by country of birth or citizenship, latest available data



# International migrant stock from Australia by country of birth or citizenship, latest available data



# Countries with data on stateless persons



 Data on stateless available



# Thank you

[www.unmigration.org](http://www.unmigration.org)

[www.unpopulation.org](http://www.unpopulation.org)