




United Nations

POPULATION POLICY SECTION


Department of Economic and Social Affairs | Population Division

Recent publications and data | www.unpopulation.org




World Population Policies 2011

This report is part of a series that provides comprehensive and up-to-date information available on the population policy situation and trends for all Member States and non-Member States of the United Nations. The publication shows, on a country-by-country basis, the evolution of Government views and policies from 1976 to 2011 with respect to population size and growth, population age structure, fertility, reproductive health and family planning, health and mortality, spatial distribution and internal migration and international migration within the context of demographic, social and economic change. The 2011 World Population Policies report pays special attention to international migration issues, both on immigration and emigration (United Nations publication, Sales No. E.13.XIII.2).




World Population Policies Database

World Population Policies Database is updated biennially by conducting a detailed country-by-country review of national plans and strategies, programme reports, legislative documents, official statements, and various international, inter-governmental and non-governmental sources, as well by using official responses to the United Nations Inquiry among Governments on Population and Development. A global policies database with information dating back to the mid-1970s is accessible on the Population Division website. A new web-interface of the database has been developed and will be launched shortly to allow easier access to updated data. The new web-interface will allow users to run custom database queries on population policy and demographic indicators for all countries and time points, create graphs and maps, and download country profiles.



International Migration Policies 2013


International Migration Policies 2013 wall chart provides up-to-date and objective information on Government views and policies on immigration and emigration for all 193 Member States and three non-Member States of the United Nations in 2011. On immigration, it includes information on policies on major types of migration and migrant integration. On emigration, it includes information on policies to encourage the return of citizens and policies on diaspora matters. The wall chart also includes information on estimates of international migrant stock, female share of international migrants, net migration rate, and remittances (United Nations publication, Sales No. E.13.XIII.3).



United Nations Inquiry among Governments on Population and Development


The Policy Section implements the *United Nations Inquiry among Governments on Population and Development*. The Inquiries gather information on key aspects of Government views and policies related to population issues to help monitor various internationally-agreed development goals. The Inquiries have been carried out once every five years since 1963. Data gathered through the Inquiries have been incorporated into the biennial updates of *World Population Policies* database and reports. The Eleventh United Nations Inquiry among Governments on Population and Development will be launched in the Fall 2013.

Spring 2013




World Abortion Policies 2013

World Abortion Policies 2013 wall chart provides up-to-date and objective information on abortion policies, i.e., legal grounds on which abortion is permitted, for each of the 193 Member States and three non-Member States of the United Nations in 2011. The wall chart also includes information on national estimates of abortion rate (where available), fertility rate, maternal mortality ratio, levels of contraceptive use and unmet need for family planning, and Government support for family planning, as well as regional estimates of unsafe abortion rate (United Nations publication, Sales No. E.13.XIII.4).



World Fertility Policies 2011

World Fertility Policies 2011 wall chart provides information on Government views and policies on the level of fertility, including adolescent fertility, and fertility-related factors, such as legal age at marriage and support for family planning, for all 192 Member States and three non-Member States of the United Nations in 2010. In countries where the Government has a stated policy to raise the level of fertility, the wall chart provides an account of the specific measures adopted to do so. The wall chart also includes information on estimates of total and adolescent fertility, contraceptive prevalence, and unmet need for family planning (United Nations publication, Sales No. E.11.XIII.5).



Seven Billion and Growing: The Role of Population Policy in Achieving Sustainability

This report spells out why population growth remains a challenge and discusses how actions that Governments can take today can contribute not only to improving the lives of millions of people but also to facilitating the achievement of a more sustainable future. The report examines the latest population trends and prospects, discusses the challenges of rapid population growth and the benefits that countries, families and individuals can derive from reducing fertility. It then discusses the importance of human and reproductive rights as the basis for population policy (Population Division, Technical Paper No. 2011/3).

Forthcoming publications:

- Special report – International Migration Policies
- Special report – Legal Grounds for Abortion in the World
- World Population Policies 2013 report
- Population Facts – Changes in Government Views and Policies on Population since the 1994 International Conference on Population and Development
- Population Facts – Measures to Address HIV/AIDS
- Population Facts – Abortion Policies and Reproductive Health in Developing Countries