




Migration Section

Recent Publications


Spring 2013

www.unpopulation.org




Trends in International Migrant Stock: Migrants by Age and Sex (CD-ROM)

The CD-ROM contains estimates on the number of international migrants by age and sex in 196 countries or areas of the world as of 1 July of the years 1990, 2000 and 2010. The estimates are presented for both sexes combined and by sex in one single file that also contains information on the total population, the percentage of international migrants in the population, the percentage distribution of the migrants by age and sex and the percentage of female migrants among all international migrants. The data are presented in Excel format. The CD-ROM also includes a documentation file that describes the data set.



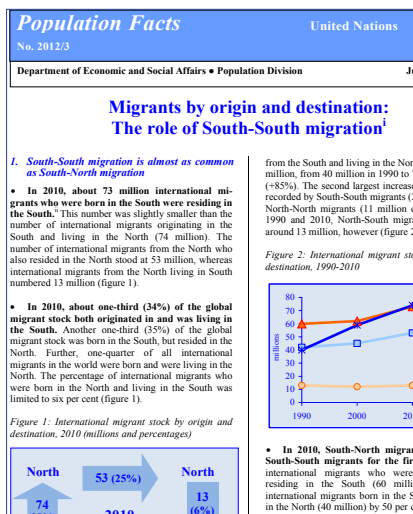
The Age and Sex of Migrants 2011 (wallchart)

The wallchart displays estimates of international migrant stock by age and sex for 196 countries or areas with 100,000 inhabitants or more as of mid-2010. It includes estimates of international migrant stock by age group, the number of female migrants as a percentage of international migrant stock by major age group and the international migrant stock as a percentage of the total population by major age group. It also presents estimates of the percentage distribution of international migrants by major age group and the median age of international migrants.



International Migration Flows To and From Selected Countries: The 2010 Revision (CD-ROM)

This CD-ROM contains annual data on the inflow, and where available on the outflow and the net flow, of international migrants by detailed country of origin (destination) for 43 countries, based on national data sources. The data series generally cover the period 1980 to 2010. For some countries, the start date or end date of the data series is different, depending on their availability. Migration flows are reported by different criteria of country of origin (destination), namely by country of previous (next) residence, country of citizenship or country of birth. Each file contained in the CD-ROM has a complete set of data available for a given country. All files are presented in Excel format. The CD-ROM also includes a documentation file that describes the data set.

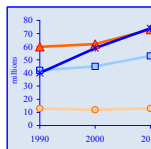


Migrants by origin and destination: The role of South-South migration (factsheet)


This Population Factsheet shows that South-South migration is almost as common as South-North migration. Of the 214 million international migrants in the world in 2010, 73 million were born in the South and also residing in the South. This number was slightly smaller than the number of international migrants originating in the South and living in the North (74 million). The number of international migrants from the North who also resided in the North stood at 53 million, whereas international migrants from the North living in the South numbered 13 million. Further, South-North migration has been the main driver of global migration with South-North migrants outnumbering South-South migrants for the first time in 2010. More information on migrants by origin and destination can be found in this factsheet.

from the South and living in the North, from 40 million in 1990 to 71 million in 2010 (+85%). The second largest increase recorded by South-South migrants (22 million) from 1990 to 2010, North-South migrants (11 million) and South-South migrants (13 million), however (figure 2).

Figure 2: International migrant stock by origin and destination, 1990-2010




In 2010, South-North migrants outnumbered South-South migrants for the first time in 2010. More information on migrants by origin and destination can be found in this factsheet.



International Migration in a Globalizing World: The Role of Youth (paper)

This paper highlights the role of youth in international migration. While there is no universally accepted definition of youth, the United Nations defines youth, for statistical purposes, as persons aged 15 to 24 years. The paper shows that youth and young adults, that is, those aged 18 to 29, are the most mobile among people of all ages. The paper discusses the main reasons for the migration of youth and young adults, including employment, education, family formation and reunification as well as conflict and persecution. Unfortunately, much of the administrative data produced by immigration authorities on the reasons for migration are not disaggregated by age and sex, constraining the analysis of the migration of youth.



International Migration Report 2009: A Global Assessment (report)

This report presents information on international migration levels, trends and legal instruments for all major areas, regions and countries of the world. The report is comprised of four analytical chapters, which focus on: (a) the global migrant stock, (b) international migration flows, (c) net migration, and (d) international legal instruments related to international migration. The report also contains international migration profiles for every major area, region and country of the world.

For online databases, meetings and reports of the Secretary-General and corresponding resolutions on international migration and development, see unmigration.org