

Population ageing in Asia-Pacific: challenges and opportunities

Sabine Henning, Ph.D.

Chief, Sustainable Demographic Transition Section
Social Development Division

Workshop on Measuring
Population Ageing and Assessing
its Economic and Fiscal Consequences
Bangkok, 24-27 June 2019



ESCAP

Is the regional development arm of the United Nations
for the Asia-Pacific region




... uses its
convening power to
bring countries
together to address
issues through
regional cooperation

ESCAP work rests on three pillars



Inter-governmental



Analytical



Technical cooperation

ESCAP work is multidisciplinary



**SUSTAINABLE
DEVELOPMENT GOALS**

01 | **MACROECONOMIC
POLICY AND FINANCING
FOR DEVELOPMENT**



02 | **TRADE, INVESTMENT
AND INNOVATION**



03 | **TRANSPORT**



04 | **STATISTICS**



08 | **ENERGY**



05 | **SOCIAL
DEVELOPMENT**



06 | **ENVIRONMENT AND
DEVELOPMENT**



07 | **ICT AND DISASTER
RISK REDUCTION**



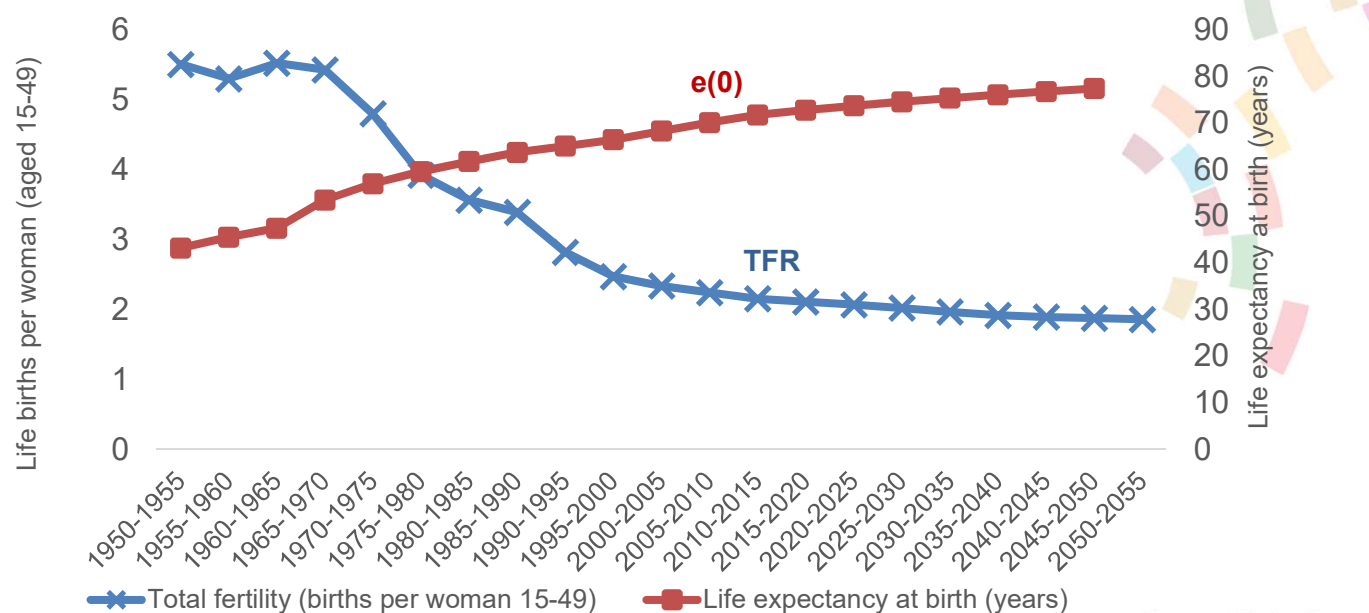
UNITED NATIONS
ESCAP
Economic and Social Commission for Asia and the Pacific

Older persons: many faces of one of the major achievements of development



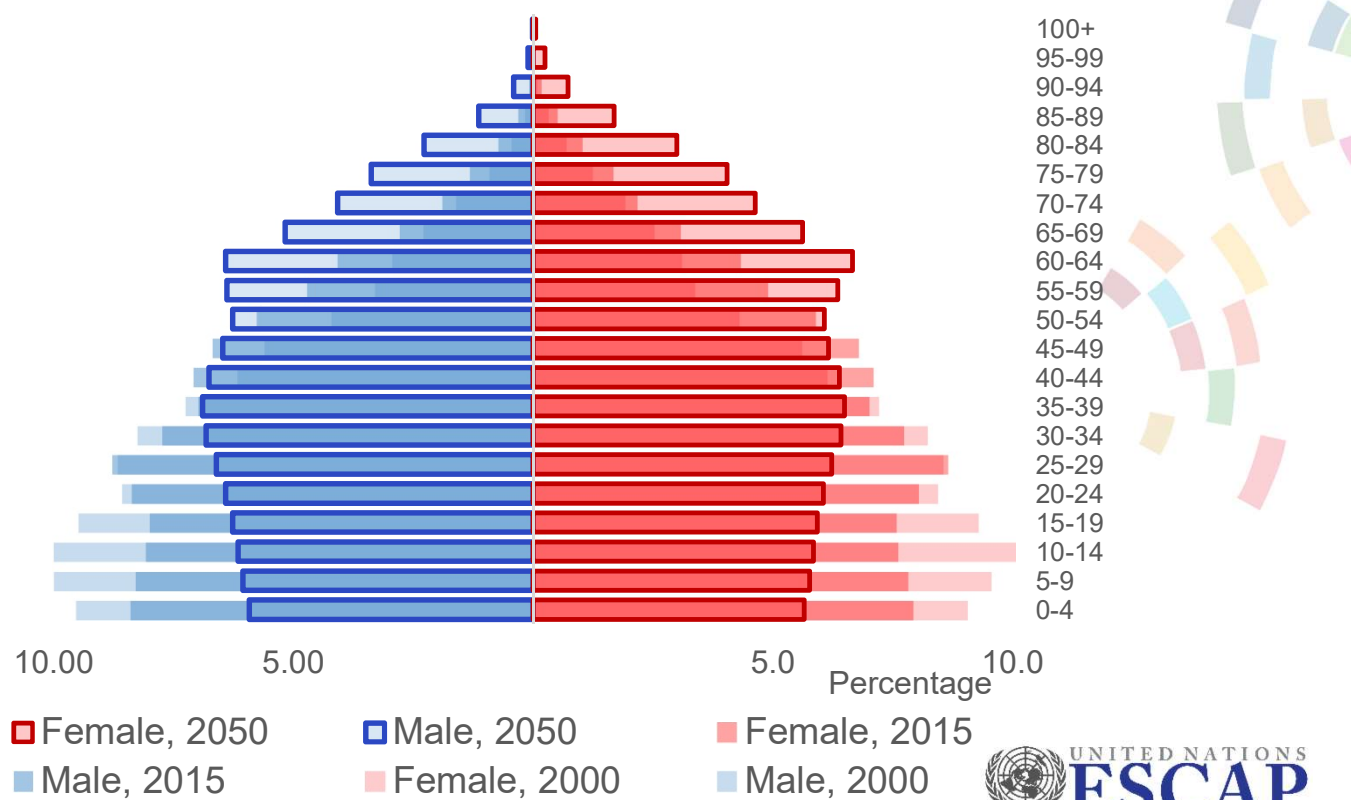
Demographic transition, Asia-Pacific

(total fertility rate and life expectancy at birth, 1950-2050)



Source: United Nations, Department of Economic and Social Affairs, Population Division (2017).
World Population Prospects: The 2017 Revision - Special Aggregates, DVD Edition; United Nations,
 Department of Economic and Social Affairs, Population Division (2017) (Asia-Pacific = ESCAP members).

Asia-Pacific, 2050



Source: United Nations, Department of Economic and Social Affairs, Population Division (2017). *World Population Prospects: The 2017 Revision - Special Aggregates, DVD Edition*; United Nations, Department of Economic and Social Affairs, Population Division (2017).

A growing number and share of persons 65+ in Asia-Pacific

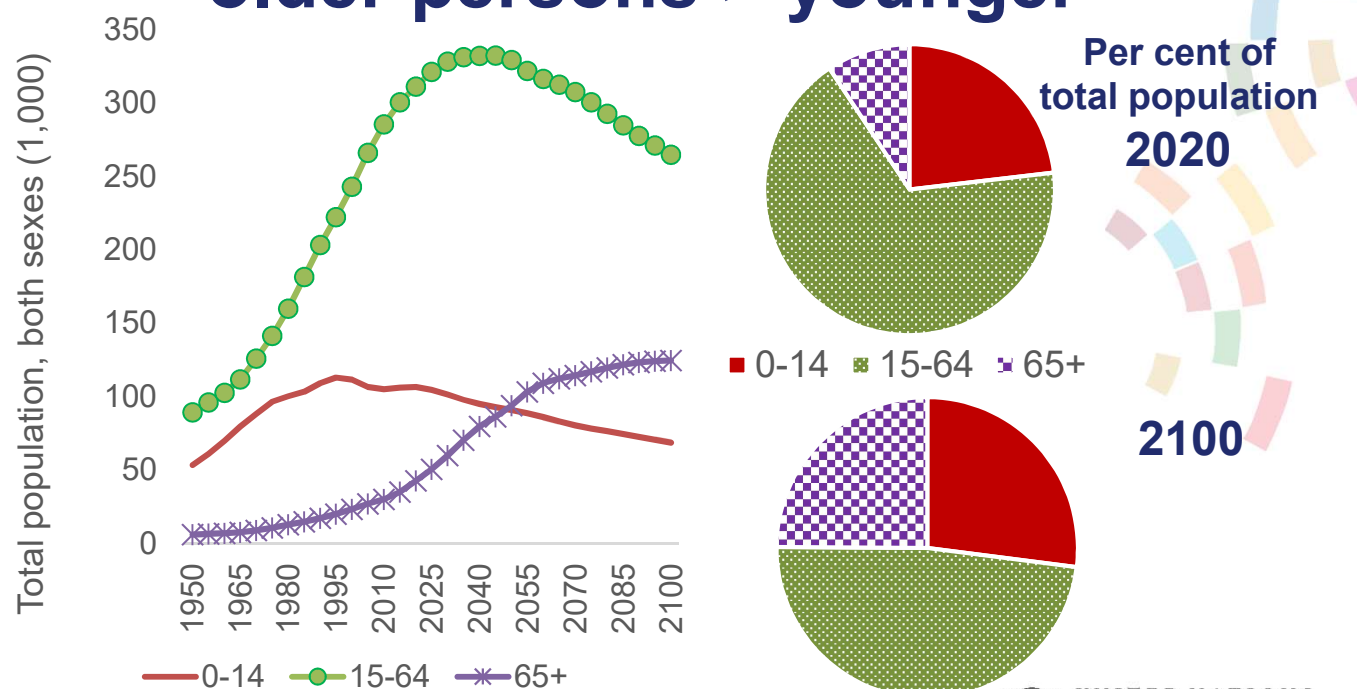
(in thousand - % of total)



2019	415,779 – 9.00%
2030	611,019 – 12.3%
2050	965,438 – 18.15%

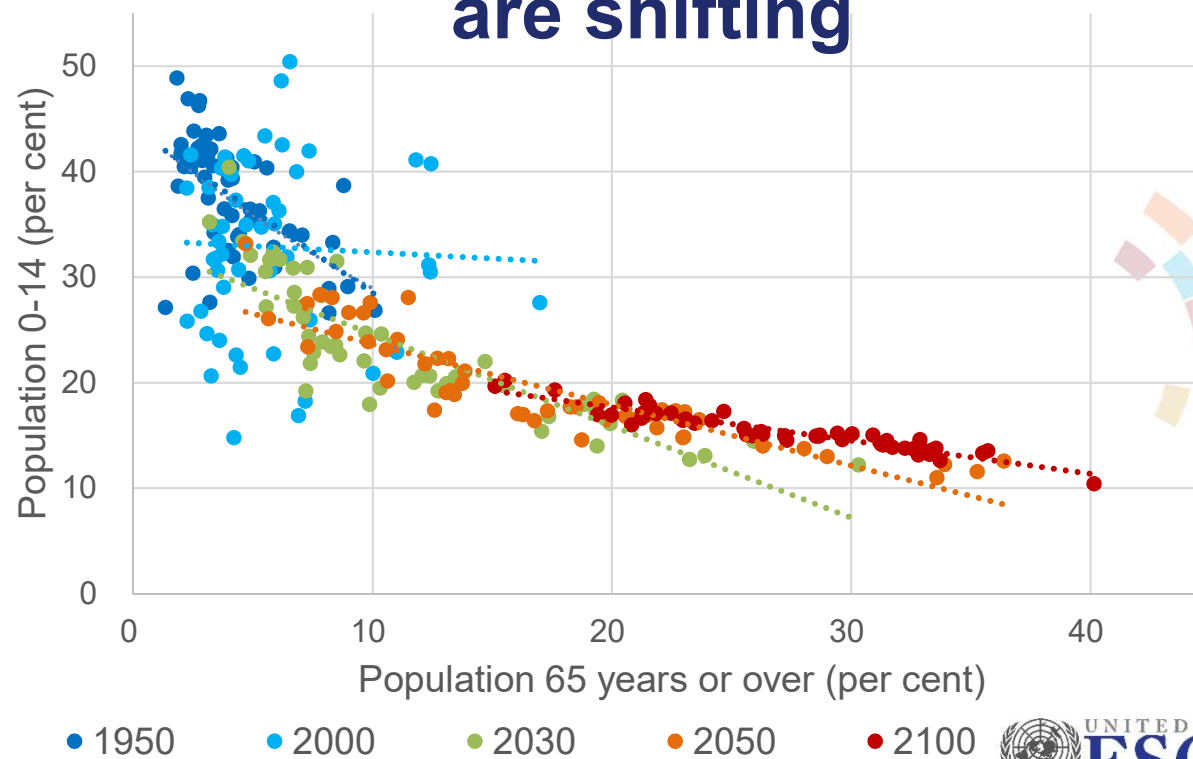
United Nations, Department of Economic and Social Affairs (2019). *World Population Prospects: The 2019 Revision*.

In Asia-Pacific, by 2050, number of older persons > younger



Source: United Nations, Department of Economic and Social Affairs, Population Division (2017). *World Population Prospects: The 2017 Revision - Special Aggregates, DVD Edition*; United Nations, Department of Economic and Social Affairs, Population Division (2017).

In Asia-Pacific, age structures are shifting



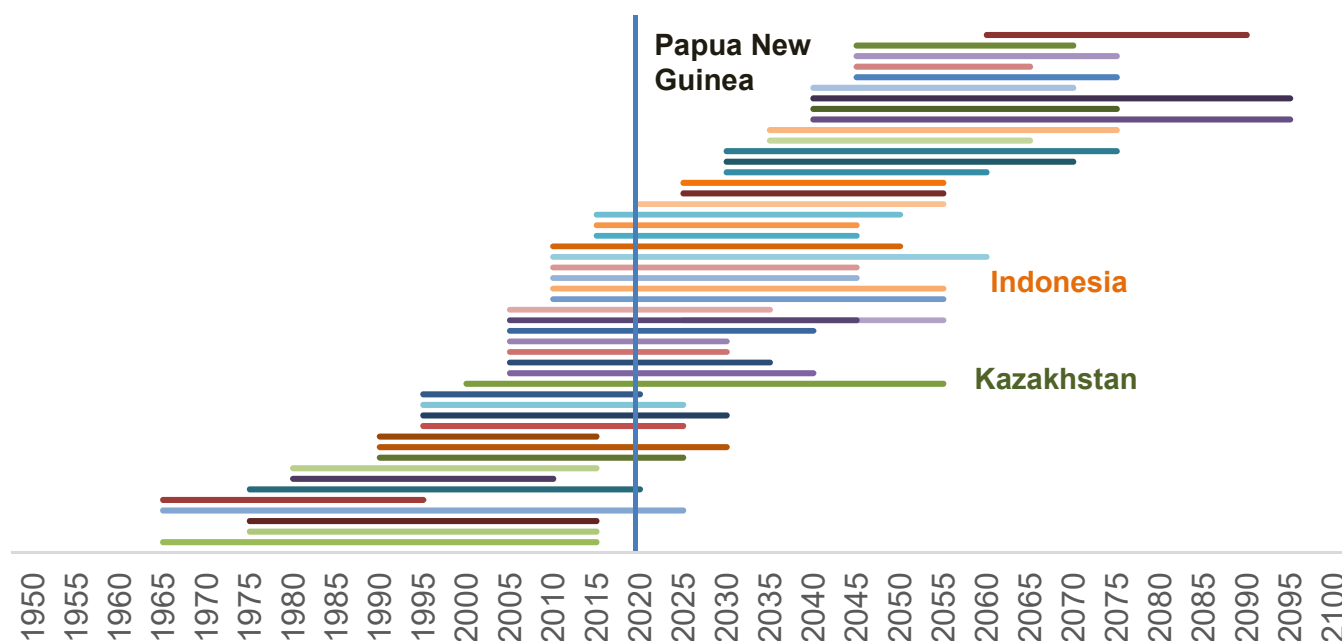
Source: United Nations, Department of Economic and Social Affairs, Population Division (2017).
World Population Prospects: The 2017 Revision - Special Aggregates, DVD Edition; United Nations,
Department of Economic and Social Affairs, Population Division (2017).

Demographic window explained



- Share of children falls (permanently) below 30%
- Share of older persons is (still) less than 15% (*UN 2004*)
- Demographic window = window of opportunity for economic development
- Requirement:
Larger investments in people (education), infrastructure and jobs become possible

Demographic window open or opening for countries in Asia-Pacific

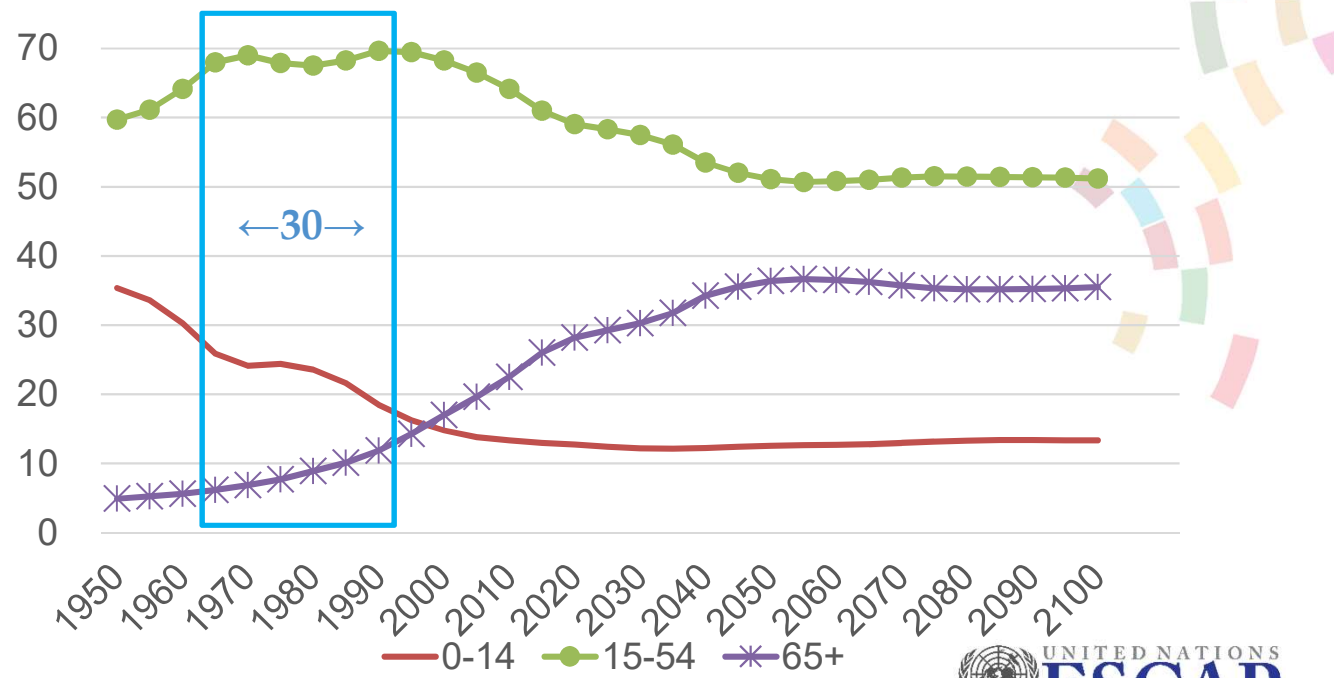


Children (0-14) < 30% and older persons (65+) < 15%



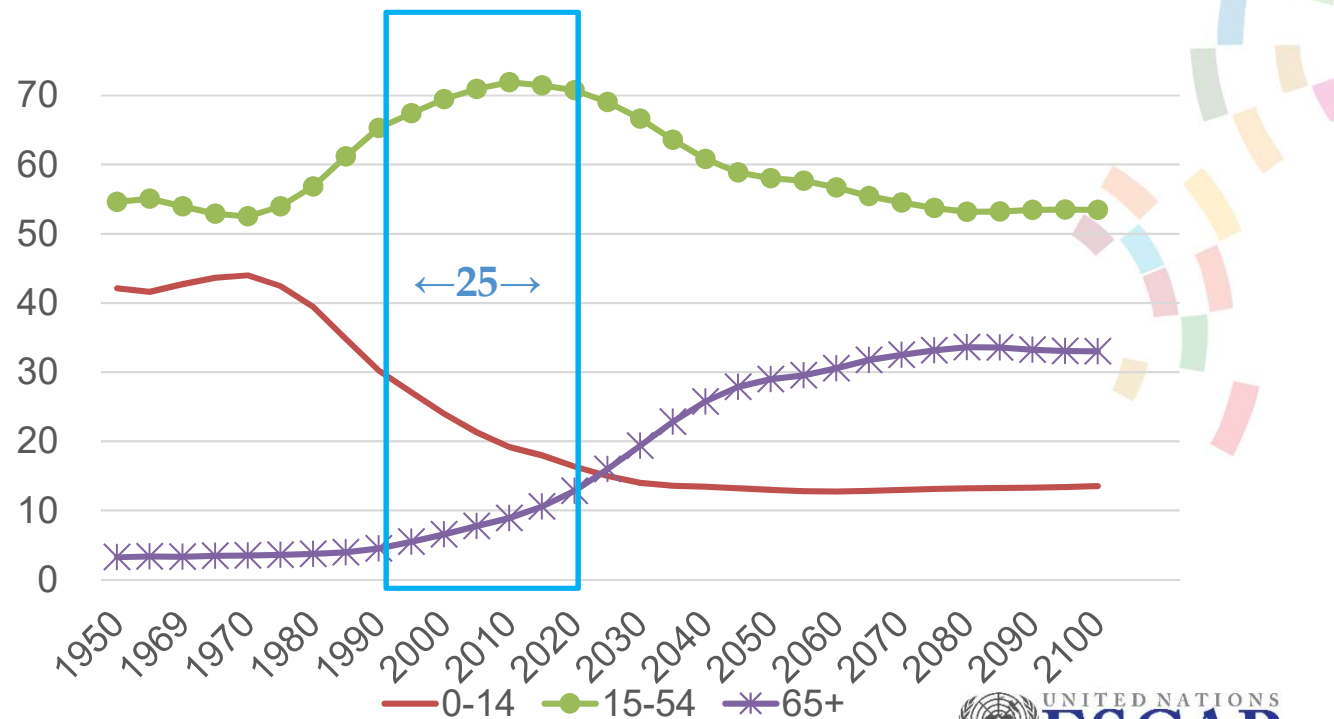
Source: United Nations, Department of Economic and Social Affairs, Population Division (2017). *World Population Prospects: The 2017 Revision - Special Aggregates, DVD Edition*; United Nations, Department of Economic and Social Affairs, Population Division (2017).

Demographic window - Japan



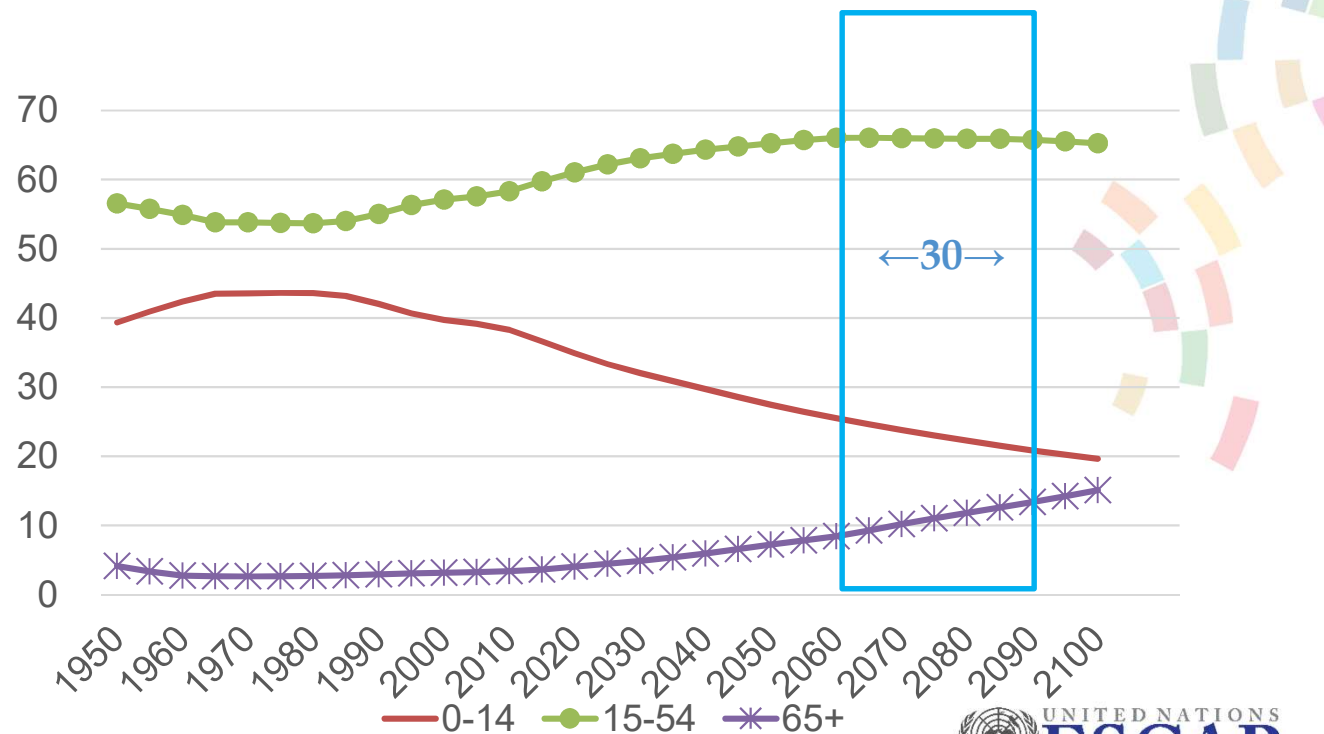
Source: United Nations, Department of Economic and Social Affairs, Population Division (2017). *World Population Prospects: The 2017 Revision - Special Aggregates, DVD Edition*; United Nations, Department of Economic and Social Affairs, Population Division (2017).

Demographic window - Thailand



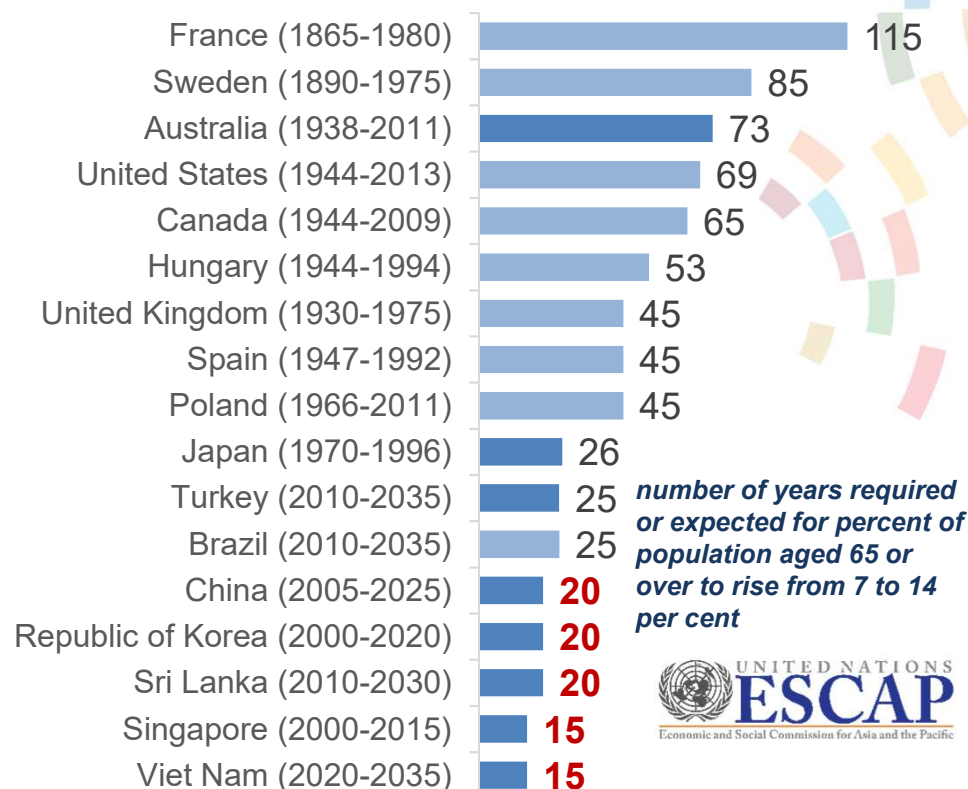
Source: United Nations, Department of Economic and Social Affairs, Population Division (2017). *World Population Prospects: The 2017 Revision - Special Aggregates, DVD Edition*; United Nations, Department of Economic and Social Affairs, Population Division (2017).

Demographic window – Timor Leste



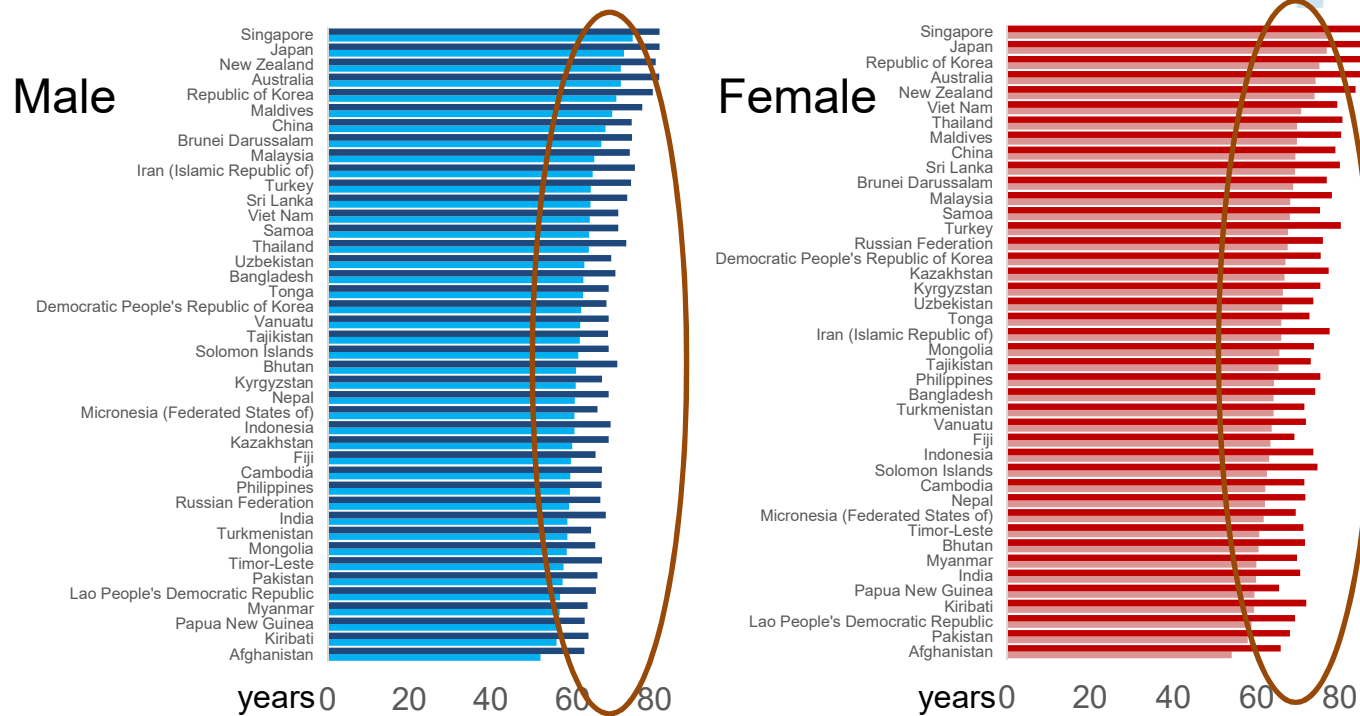
Source: United Nations, Department of Economic and Social Affairs, Population Division (2017). *World Population Prospects: The 2017 Revision - Special Aggregates, DVD Edition*; United Nations, Department of Economic and Social Affairs, Population Division (2017).

In Asia-Pacific, many countries experiencing rapid population ageing



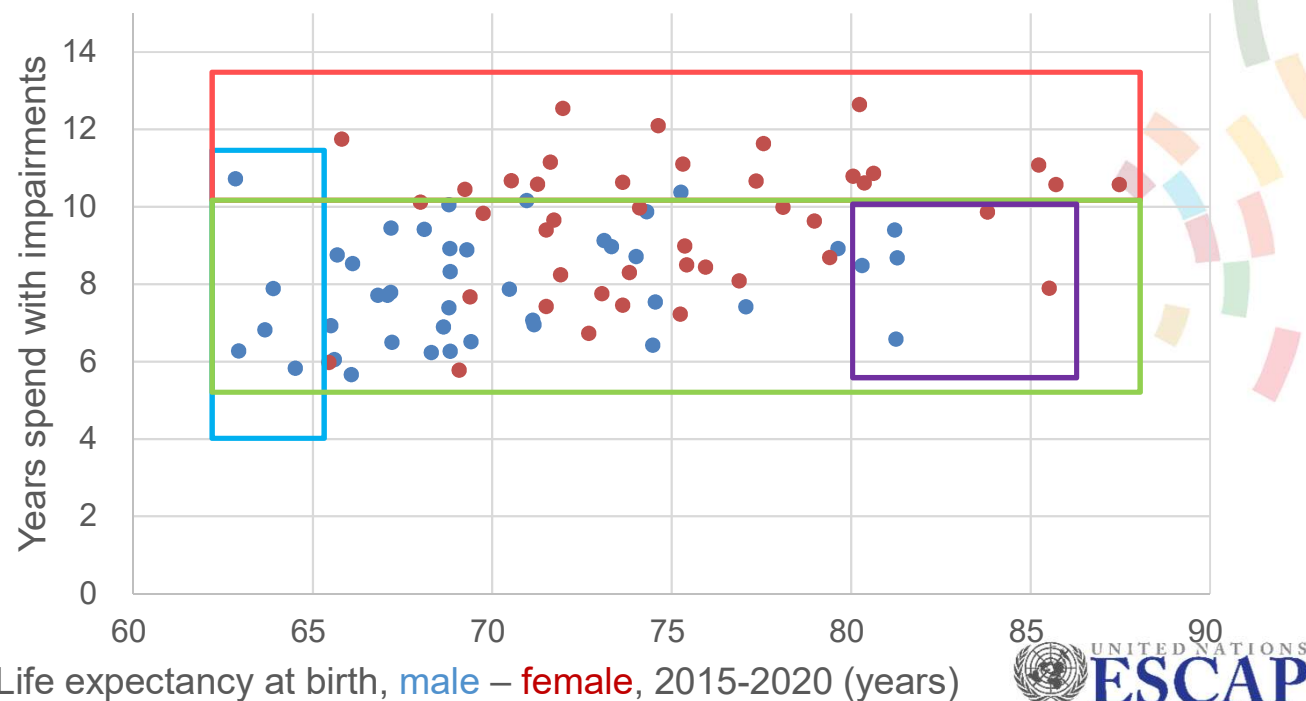
In Asia-Pacific, older persons often spend up to 10 years with impairment

(life expectancy at birth (dark color) vs. healthy life expectancy at birth (light color), 2015-2020)



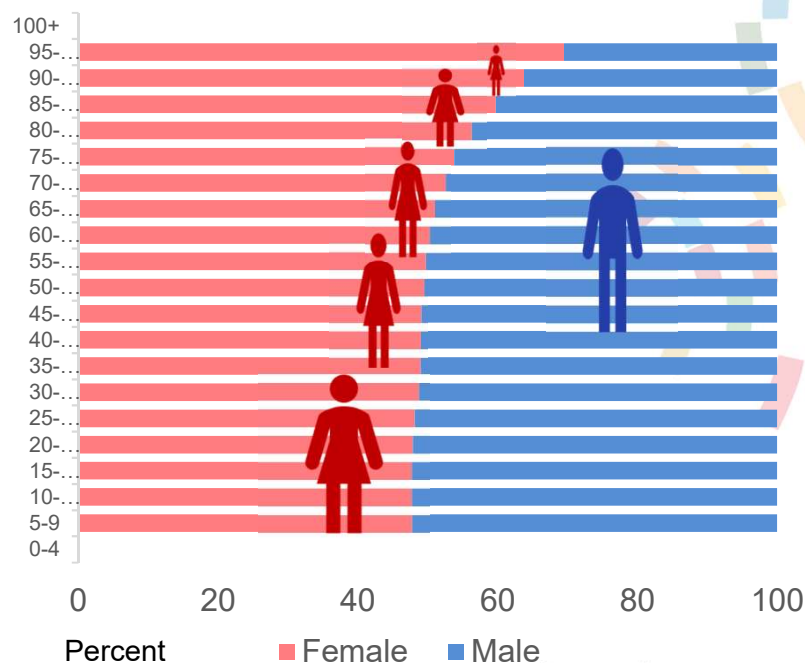
Source: United Nations, Department of Economic and Social Affairs, Population Division (2017). *World Population Prospects: The 2017 Revision - Special Aggregates, DVD Edition*; United Nations, Department of Economic and Social Affairs, Population Division (2017); WHO, *Global Health Observatory data repository*, <http://apps.who.int/gho/data/view/main.HAL.FXV> (accessed 28 April 2019).

In Asia-Pacific, older persons often spend many years with impairment



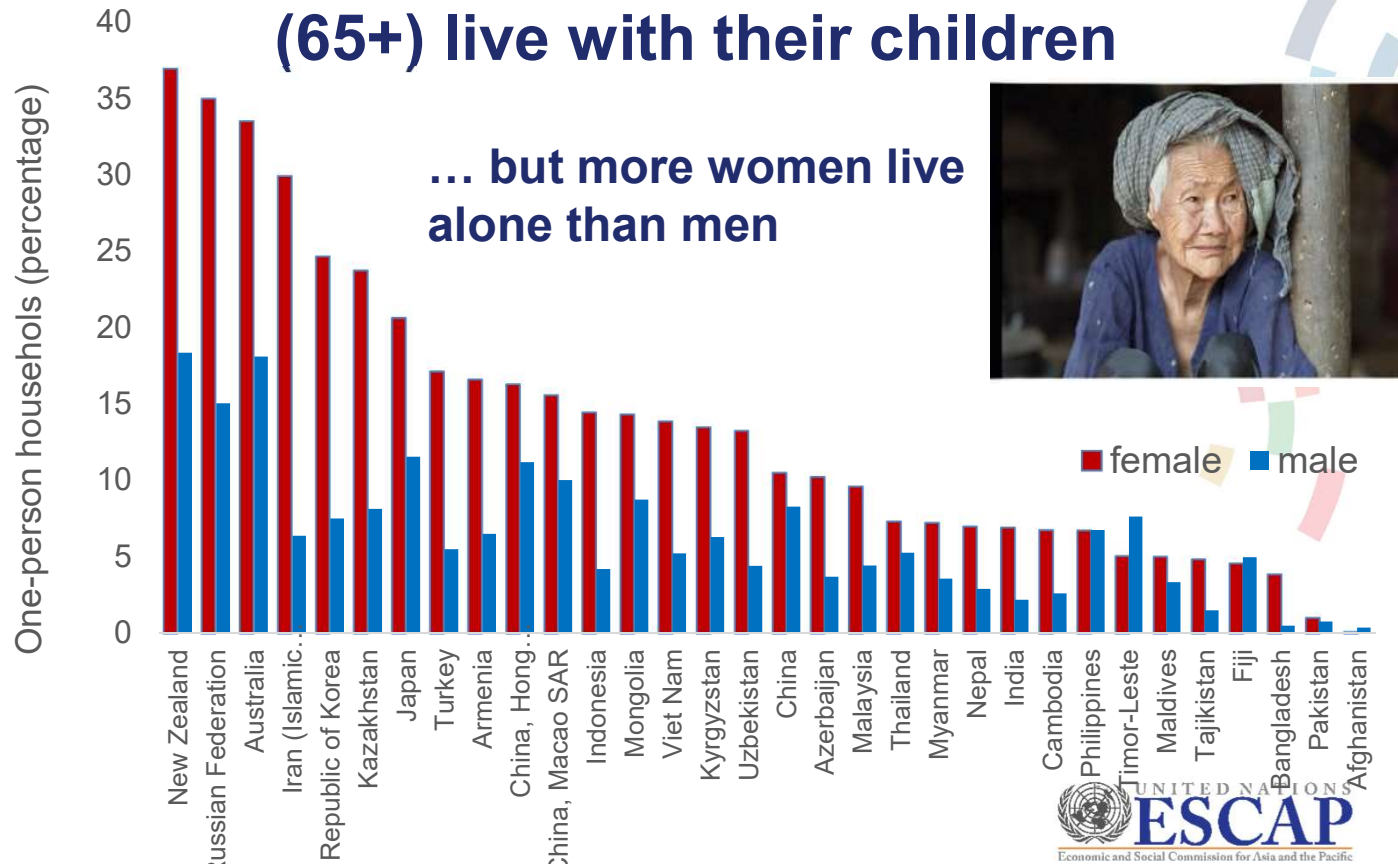
Source: United Nations, Department of Economic and Social Affairs, Population Division (2017).
World Population Prospects: The 2017 Revision - Special Aggregates, DVD Edition; United Nations,
Department of Economic and Social Affairs, Population Division (2017).

In Asia-Pacific, most older persons 60+ are women, 2019



Source: United Nations, Department of Economic and Social Affairs, Population Division (2017). *World Population Prospects: The 2017 Revision - Special Aggregates, DVD Edition*; United Nations, Department of Economic and Social Affairs, Population Division (2017).

In Asia-Pacific, most older persons (65+) live with their children



Source: United Nations, Department of Economic and Social Affairs, Population Division (2018). Database on the Households and Living Arrangements of Older Persons 2018. (most recent data).

Madrid International Plan of Action on Ageing (MIPAA)



Global guiding document on population ageing

Priority direction:

- A. Older persons and development;
- B. Advancing health and well-being into old age;
- C. Ensuring enabling and supportive environments.



MIPAA - Timeline



1982 – Vienna International Plan of Action on Ageing

2002 – Adoption of MIPAA at the 2nd World Assembly on Ageing

1st
Review

- **2007 – 1st Asia-Pacific Review of MIPAA in China: Macao Outcome Document - ESCAP**
- 2008 – 1st Global Review of MIPAA at the 45th and 46th CSD sessions

2nd
Review

- **2012 – 2nd Asia-Pacific Review of MIPAA in Thailand: Bangkok Statement - ESCAP**
- 2013 – 2nd Global Review of MIPAA at the 49th CSD session

3rd
Review

- **2017 – 3rd Asia-Pacific Review of MIPAA in Bangkok - ESCAP**
- 2018 – 3rd Global Review of MIPAA at 52nd CSD session

2022/23 ?????

MIPAA and 2030 Agenda



The 2030 Agenda is a holistic agenda - emphasizing the need to leave no one behind

MIPAA and the 2030 Agenda are complimentary

MIPAA provides a more detailed action plan for older persons

SDGs and population ageing



- SDG 1 – no **poverty**
- SDG 2 – end **hunger**
- SDG 3 – **healthy lives** and **well-being** at all ages
- SDG 5 – **gender equality** for all women
- SDG 8 – inclusive and **sustainable economic growth**,
full and productive **employment** and
decent work for all
- SDG 10 – reduce **inequalities**
- SDG 11 – **sustainable cities**

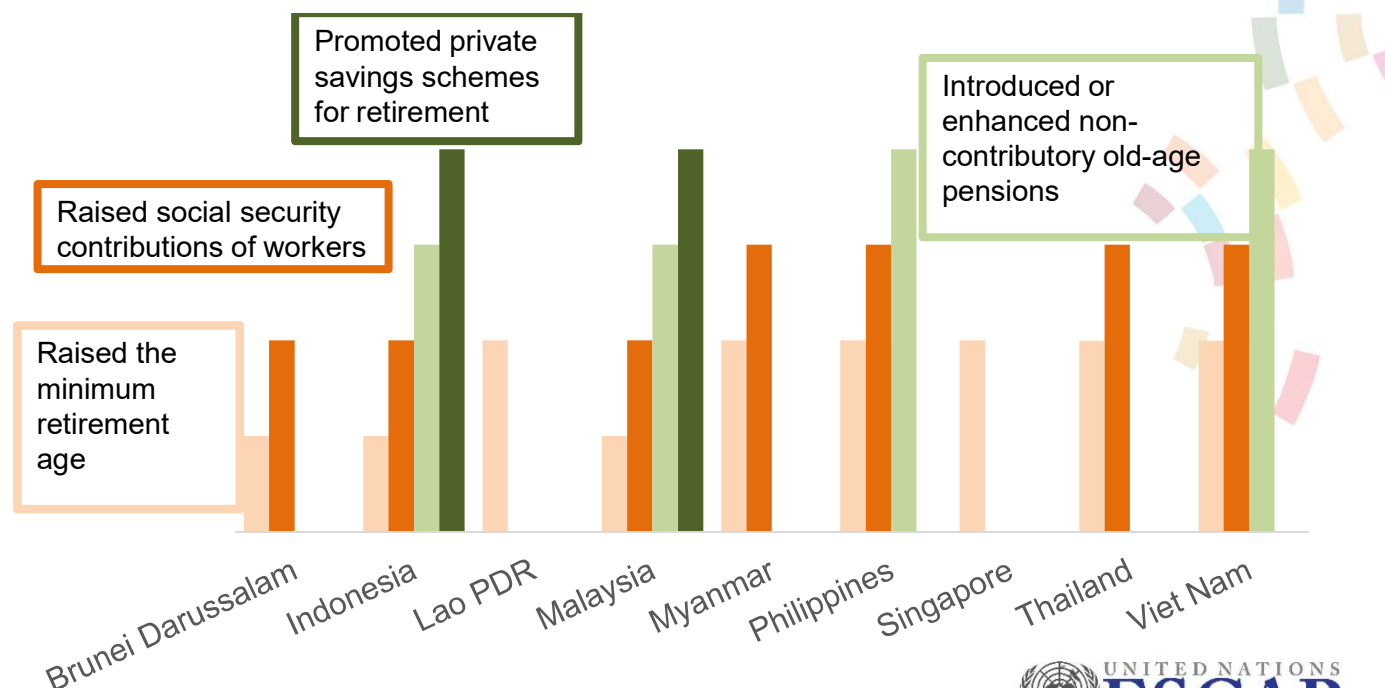
Government views on population ageing – concern or not?

	2001	2003	2005	2007	2009	2011	2013	2015
Brunei Darussalam	NA	NA	Minor	Minor	Minor	Minor	Minor	Minor
Cambodia	NA	NA	Minor	Major	Major	Minor	Minor	Minor
Indonesia	Minor	Minor	Minor	Minor	Minor	Minor	Minor	Major
Lao PDR	NA	Minor	Minor	Minor	Minor	Minor	Minor	Minor
Myanmar	NA	NA	Minor	Minor	Minor	Minor	Minor	Minor
Philippines	Minor	Minor	Minor	Minor	Minor	Minor	Minor	Major
Singapore	Minor	Major	Major	Major	Major	Major	Major	Major
Thailand	Major	Major	Major	Major	Major	Major	Major	Major
Viet Nam	NA	Minor	Major	Major	Major	Major	Major	Major

Source: Source: United Nations, World Population Policies Database.

http://esa.un.org/poppolicy/about_database.aspx (accessed 27 April 2019); only countries with available data are shown.

Government measures addressing population ageing, Asia-Pacific



Source: Source: United Nations, World Population Policies Database.


http://esa.un.org/poppolicy/about_database.aspx (accessed 27 April 2019), only countries with available data are shown.

ESCAP work on population ageing



- Supporting MIPAA review
- ICTs
- Capacity-building on data, pensions
- Active ageing index/dashboard
- Research and analysis on levels, trends and policies

Population ageing agenda an agenda for all generations



THANK YOU!

WWW.UNESCAP.ORG



UNESCAP



UNESCAP



UNESCAP



UNITEDNATIONSESCAP



UNITEDNATIONSESCAP

