

Inequality and Equality of Opportunity

three motivating pictures

Miles Corak

Department of Economics, and the Stone Center on Socio-Economic Inequality
The Graduate Center, City University of New York

MilesCorak.com @MilesCorak

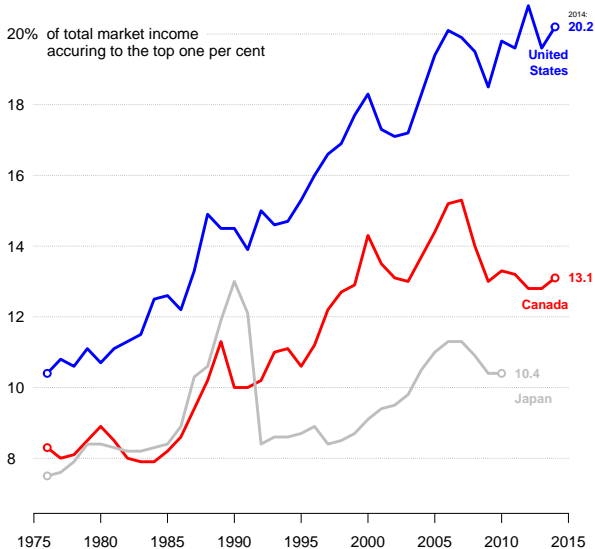
Presentation to
Expert Group Meeting
New Research on Inequality and its Impacts

World Social Situation 2019
United Nations Headquarters

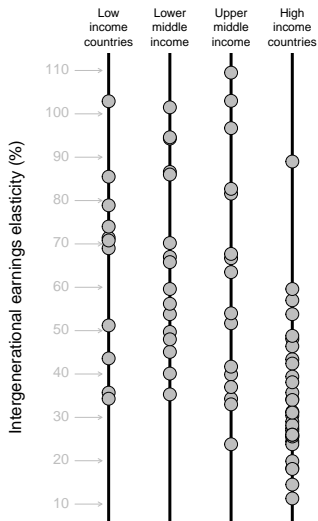
September 13th, 2018

1. Inequality is on the rise

Top income shares rising



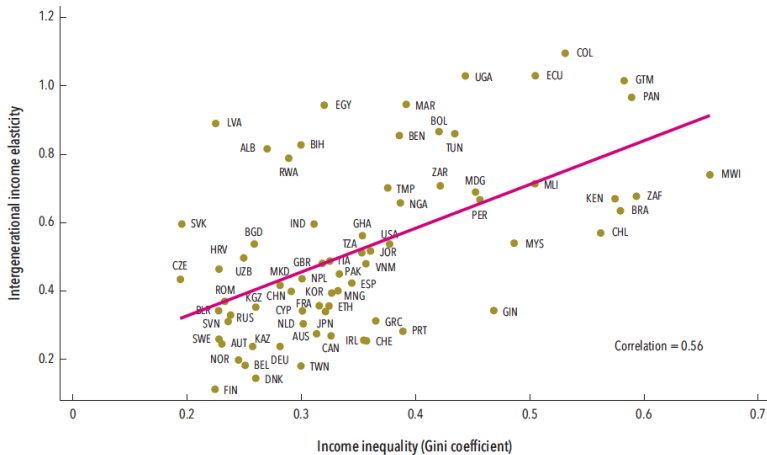
2. Intergenerational mobility varies across countries



Source: Derived by the author using GDIM (2018), Global Database on Intergenerational Mobility, Development Research Group, World Bank, Washington, DC: World Bank Group.

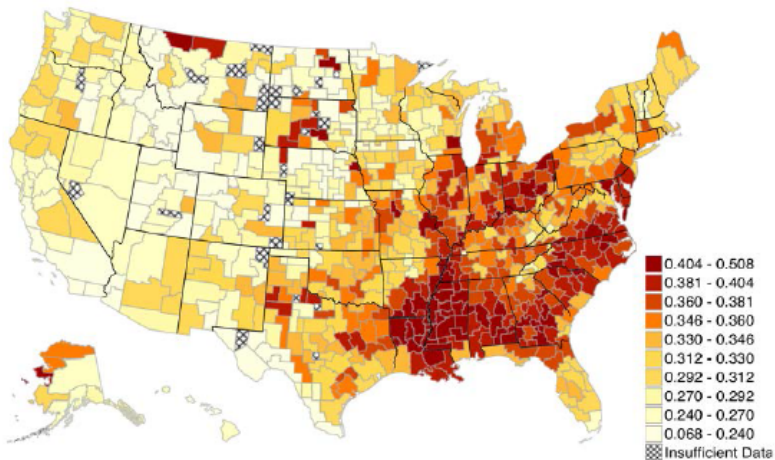
2. ... but it varies in a particular way

FIGURE 4.2 Higher relative IGM in income is associated with lower income inequality



3. Intergenerational mobility varies within the US

B. Relative Mobility: Rank-Rank Slopes $(\bar{r}_{100} - \bar{r}_0)/100$ by CZ



Corr. with baseline $\bar{r}_{25} = -0.68$ (unweighted), -0.61 (pop-weighted)

Figure 2:

Miles Corak

@MilesCorak