



Country profile: **Burundi**

LDC status



Inclusion: 1971

Reports and resolutions



Inclusion

CDP report: 1971
GA resolution: A/RES/2768(XXVI)

Key figures*

* Data from the 2024 triennial review

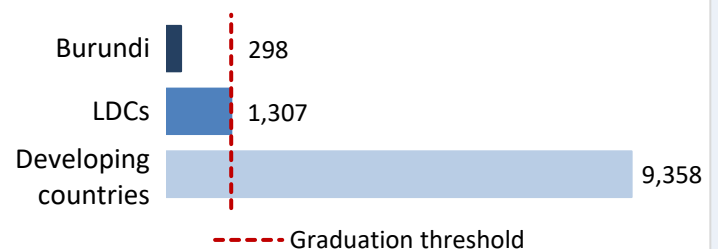
Gross national income (GNI) per capita*



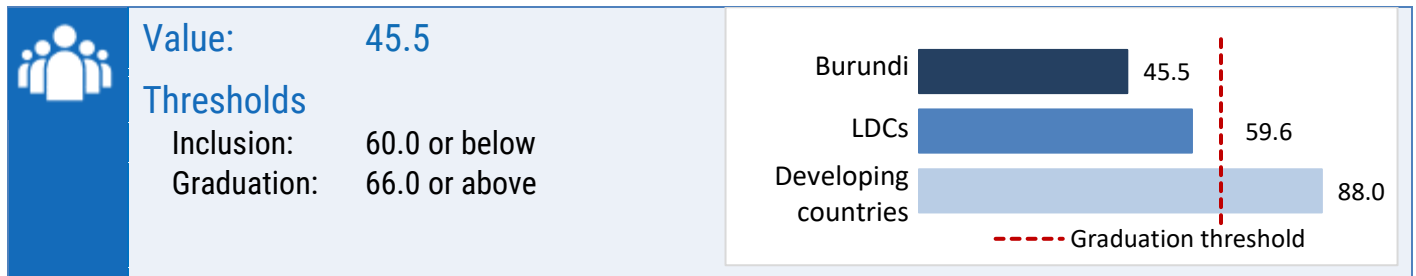
Value \$298

Thresholds:

Inclusion: \$1,088 or below
Graduation: \$1,306 or above



Human assets index (HAI)*



HAI indicators*

Under-five mortality rate



Value: 50.5
Index: 75.5
Source: UN IAG for Child Mortality Estimation

Lower secondary education completion rate



Value: 28,2
Index: 20.3
Source: UNESCO

Prevalence of stunting



Value: 56.5
Index: 0.0
Source: UNICEF/WHO/World Bank Joint Child Malnutrition Estimates

Adult literacy rate



Value: 75.5
Index: 67.4
Source: UNESCO

Maternal mortality rate




Value: 494
Index: 59.0
Source: UN IAG for Maternal Mortality

Gender parity index for lower secondary education completion



Value: 0.7
Index: 51.1
Source: UNESCO

Economic and environmental vulnerability index (EVI)*



EVI indicators*

Share of agriculture, forestry and fishing in GDP



Value: 37.1
Index: 61.3
Source: UN/DESA, Statistics Division

Share of population in low elevated coastal zones



Value: 0.0
Index: 0.0
Source: CIESIN

Remoteness and landlockedness



Value: 71.3
Index: 76.7
Source: CDP Secretariat

Share of population living in drylands



Value: 0.0
Index: 0.0
Source: CDP Secretariat

Merchandise export concentration



Value: 7.6
Index: 60.0
Source: UNCTAD

Instability of agricultural production



Value: 9.8
Index: 45.0
Source: FAO

Instability of exports of goods and services



Value: 6.0
Index: 11.9
Source: UN/DESA, Statistics Division

Victims of disasters



Value: 0.59
Index: 43.3
Source: UNDRR