



Country profile:

Burkina Faso

LDC status



Inclusion: 1971

Reports and resolutions



Inclusion

CDP report: 1971
GA resolution: A/RES/2768(XXVI)

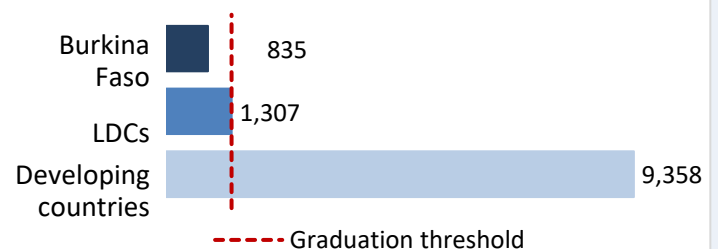
Key figures*

* Data from the 2024 triennial review

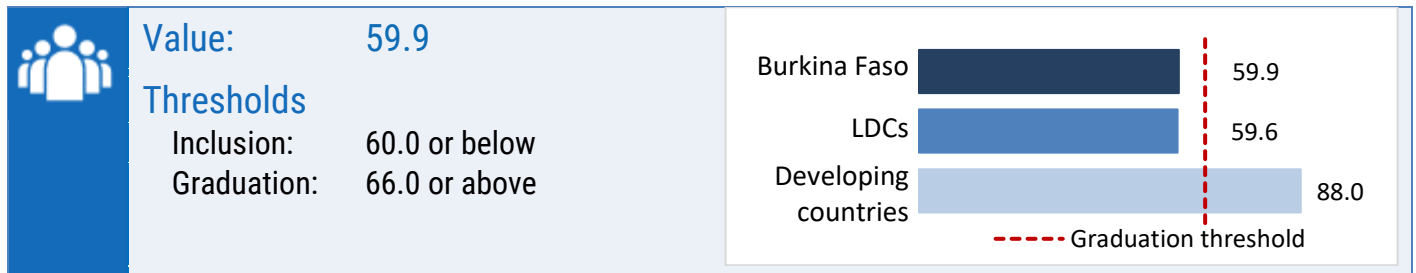
Gross national income (GNI) per capita*



Value	\$853
Thresholds:	
Inclusion	\$1,088 or below
Graduation	\$1,306 or above



Human assets index (HAI)*



HAI indicators*

Under-five mortality rate



Value: 78.8
 Index: 58.3
 Source: UN IAG for Child Mortality Estimation

Lower secondary education completion rate



Value: 57.4
 Index: 52.7
 Source: UNESCO

Prevalence of stunting



Value: 21.8
 Index: 61.4
 Source: UNICEF/WHO/World Bank Joint Child Malnutrition Estimates

Adult literacy rate



Value: 34.5
 Index: 12.7
 Source: UNESCO

Maternal mortality rate



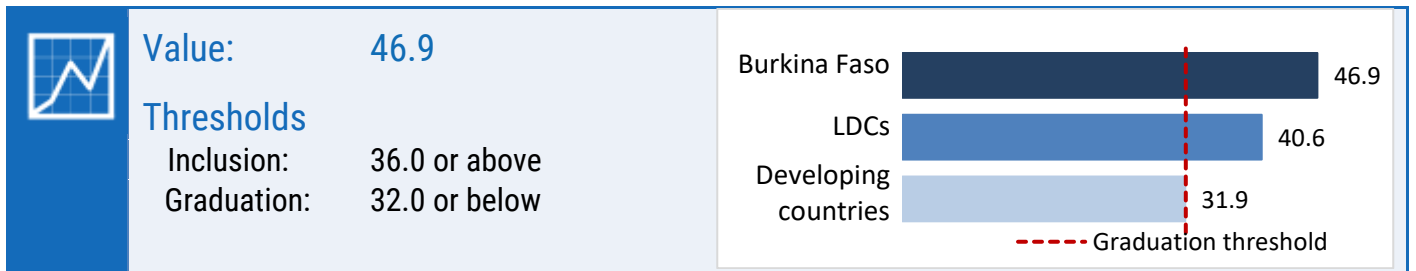
Value: 264
 Index: 78.3
 Source: UN IAG for Maternal Mortality

Gender parity index for lower secondary education completion



Value: 1.0
 Index: 96.2
 Source: UNESCO

Economic and environmental vulnerability index (EVI)*



EVI indicators*

Share of agriculture, forestry and fishing in GDP



Value: 21.0
 Index: 33.9
 Source: UN/DESA, Statistics Division

Share of population in low elevated coastal zones



Value: 0.0
 Index: 0.0
 Source: CIESIN

Remoteness and landlockedness



Value: 57.6
 Index: 59.5
 Source: CDP Secretariat

Share of population living in drylands



Value: 91.8
 Index: 91.8
 Source: CDP Secretariat

Merchandise export concentration



Value: 9.4
 Index: 89.6
 Source: UNCTAD

Instability of agricultural production



Value: 5.8
 Index: 23.0
 Source: FAO

Instability of exports of goods and services



Value: 5.7
 Index: 11.5
 Source: UN/DESA, Statistics Division

Victims of disasters



Value: 2.12
 Index: 65.7
 Source: UNDRR