



Country profile:

Zambia

LDC status



Inclusion: 1991

Reports and resolutions



Inclusion

CDP reports: 1987, 1988, 1991
ECOSOC resolution: E/1987/109
GA resolution: A/RES/46/206

Graduation

CDP report: 2021, 2024

Key figures*

* Data from the 2024 triennial review

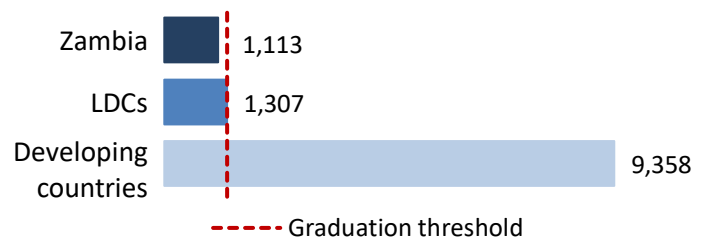
Gross national income (GNI) per capita*



Value \$1,113

Thresholds:

Inclusion: \$1,088 or below
Graduation: \$1,306 or above

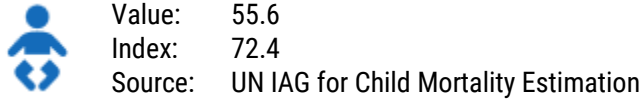


Human assets index (HAI)*

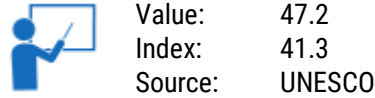


HAI indicators*

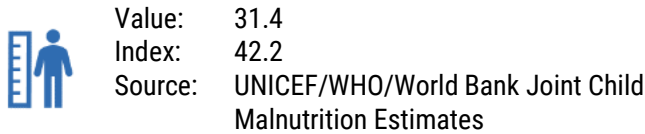
Under-five mortality rate



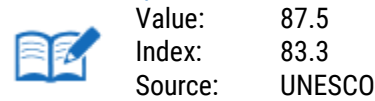
Lower secondary education completion rate



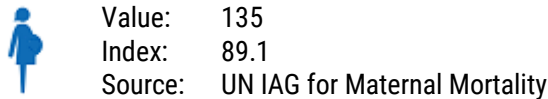
Prevalence of stunting



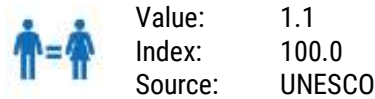
Adult literacy rate



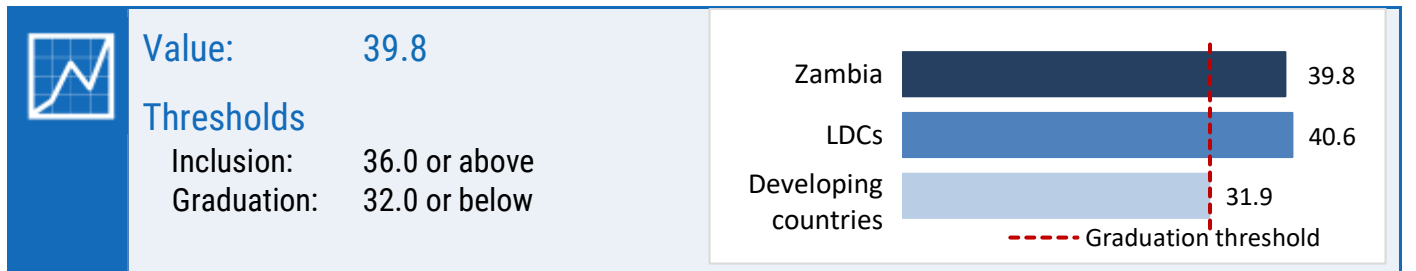
Maternal mortality rate



Gender parity index for lower secondary education completion

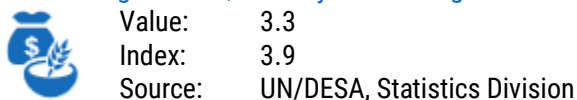


Economic and environmental vulnerability index (EVI)*



EVI indicators*

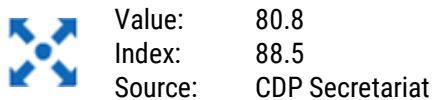
Share of agriculture, forestry and fishing in GDP



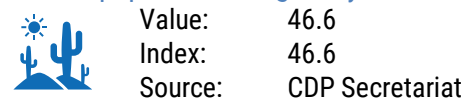
Share of population in low elevated coastal zones



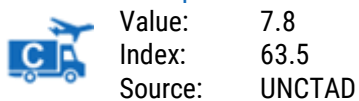
Remoteness and landlockedness



Share of population living in drylands



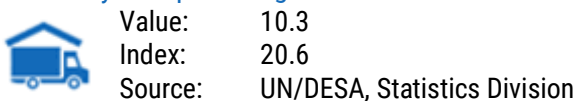
Merchandise export concentration



Instability of agricultural production



Instability of exports of goods and services



Victims of disasters

