



Country profile:

Sudan

LDC status



Inclusion: 1971

Reports and resolutions



Inclusion

CDP report: 1971
GA resolution: A/RES/2768(XXVI)

Key figures*

* Data from the 2024 triennial review

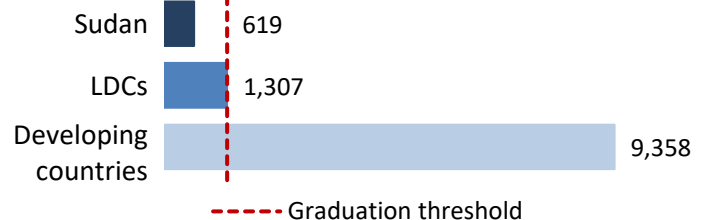
Gross national income (GNI) per capita*



Value \$619

Thresholds:

Inclusion: \$1,088 or below
Graduation: \$1,306 or above




Human assets index (HAI)*




HAI indicators*


Under-five mortality rate


Value: 51.6
Index: 74.8
Source: UN IAG for Child Mortality Estimation

Lower secondary education completion rate


Value: 47.3
Index: 41.5
Source: UNESCO


Prevalence of stunting


Value: 36.0
Index: 33.0
Source: UNICEF/WHO/World Bank Joint Child Malnutrition Estimates

Adult literacy rate


Value: 60.7
Index: 47.6
Source: UNESCO

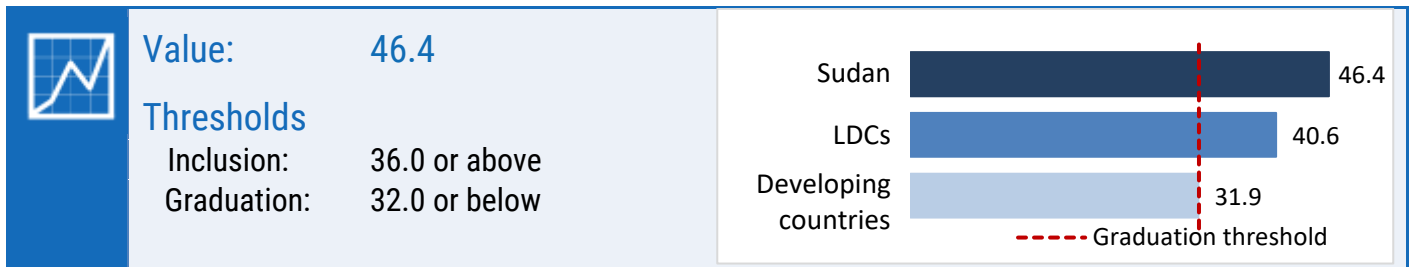
Maternal mortality rate


Value: 270
Index: 77.8
Source: UN IAG for Maternal Mortality

Gender parity index for lower secondary education completion



Value: 1.0
Index: 97.3
Source: UNESCO

Economic and environmental vulnerability index (EVI)*



EVI indicators*


Share of agriculture, forestry and fishing in GDP


Value: 20.1
Index: 32.4
Source: UN/DESA, Statistics Division


Share of population in low elevated coastal zones


Value: 0.5
Index: 1.5
Source: CIESIN

Remoteness and landlockedness


Value: 38.4
Index: 35.6
Source: CDP Secretariat


Share of population living in drylands


Value: 85.4
Index: 85.4
Source: CDP Secretariat


Merchandise export concentration


Value: 7.8
Index: 63.8
Source: UNCTAD

Instability of agricultural production


Value: 9.7
Index: 44.3
Source: FAO

Instability of exports of goods and services


Value: 9.5
Index: 19.0
Source: UN/DESA, Statistics Division

Victims of disasters


Value: 8.16
Index: 89.3
Source: UNDRR