



Country profile:

Solomon Islands

LDC status



Inclusion: 1991

Graduation: Scheduled to graduate in 2027

Reports and resolutions



Inclusion

CDP report: 1991

GA resolution: A/RES/46/206

Graduation

CDP reports: 2015, 2018, 2023

ECOSOC resolution: E/RES/2018/27, E/RES/2023/10

GA resolution: A/RES/73/133, A/RES/77/323

Impact assessment: 2018

Vulnerability profile: 2018

Country statements: 2018 CDP EGM, 2018 CDP Plenary

Monitoring reports: 2020, 2021, 2022, 2023, 2023 CDP crisis assessment, 2024

Key figures*

* Data from the 2024 triennial review

Gross national income (GNI) per capita*

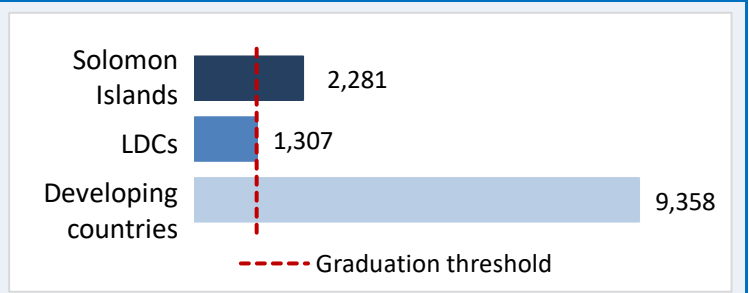


Value: \$2,281

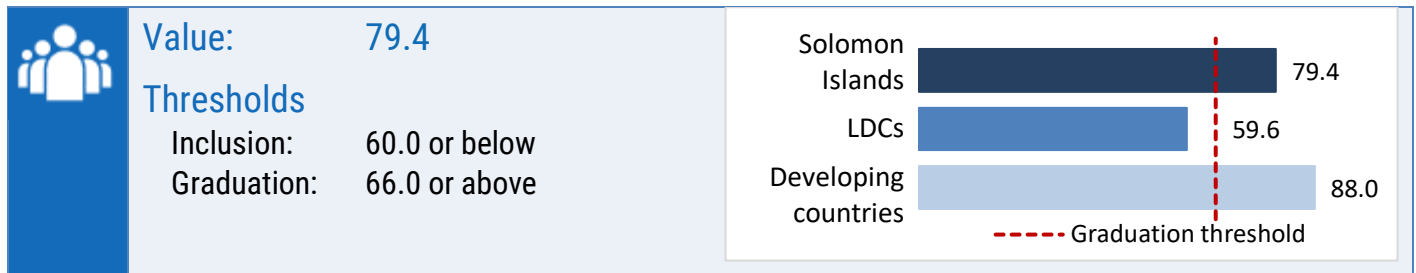
Thresholds

Inclusion: \$1,088 or below

Graduation: \$1,306 or above

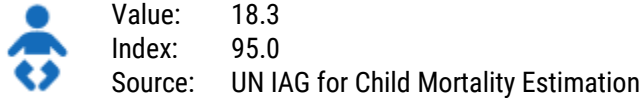


Human assets index (HAI)*

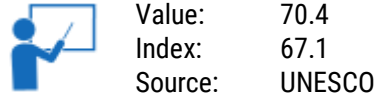


HAI indicators*

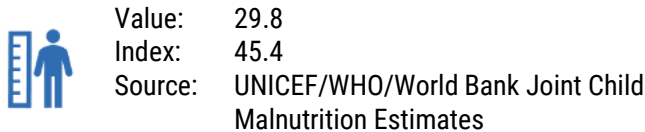
Under-five mortality rate



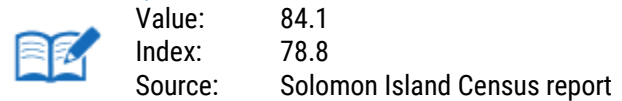
Lower secondary education completion rate



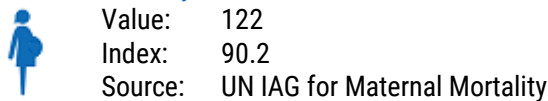
Prevalence of stunting



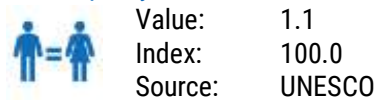
Adult literacy rate



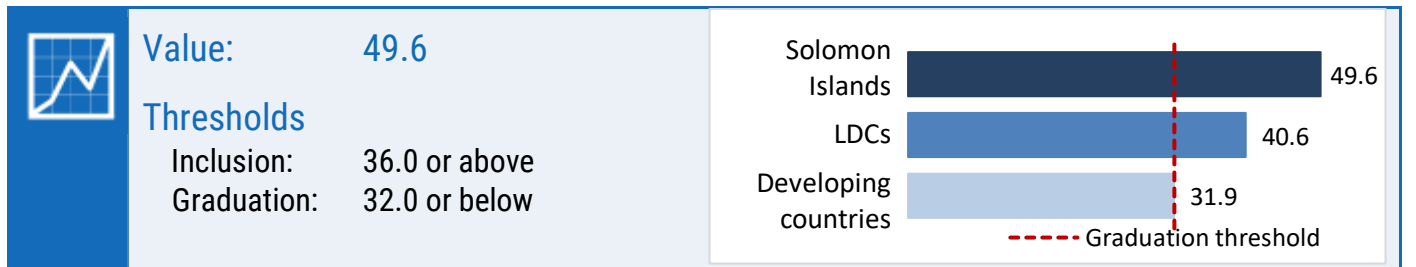
Maternal mortality rate



Gender parity index for lower secondary education completion

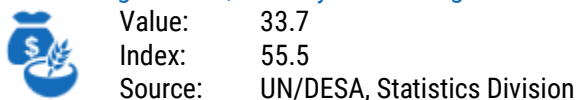


Economic and environmental vulnerability index (EVI)*



EVI indicators*

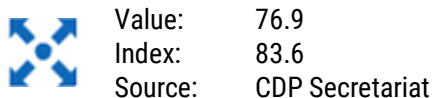
Share of agriculture, forestry and fishing in GDP



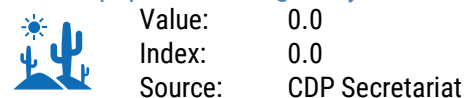
Share of population in low elevated coastal zones



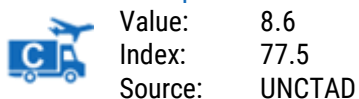
Remoteness and landlockedness



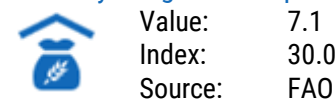
Share of population living in drylands



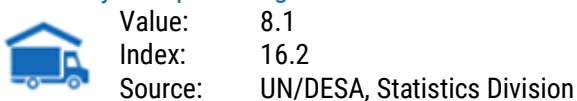
Merchandise export concentration



Instability of agricultural production



Instability of exports of goods and services



Victims of disasters

