



Country profile:

# Rwanda

## LDC status



Inclusion: 1971

Graduation: Met the criteria for the first time in 2024

## Reports and resolutions



### Inclusion

CDP report: 1971

GA resolution: A/RES/2768(XXVI)

### Graduation

CDP report: 2024

## Key figures\*

\* Data from the 2024 triennial review

### Gross national income (GNI) per capita\*

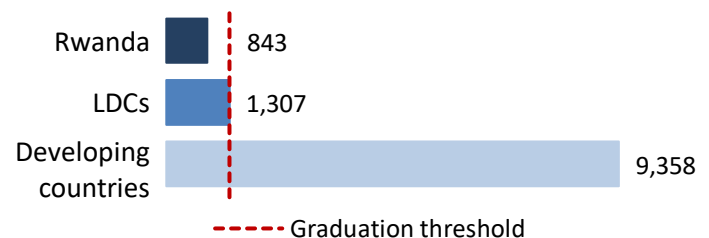


Value \$843

#### Thresholds:

Inclusion: \$1,088 or below

Graduation: \$1,306 or above




## Human assets index (HAI)\*




### HAI indicators\*


#### Under-five mortality rate


**Value:** 38.0  
**Index:** 83.0  
**Source:** UN IAG for Child Mortality Estimation

#### Lower secondary education completion rate


**Value:** 33.1  
**Index:** 25.6  
**Source:** UNESCO


#### Prevalence of stunting


**Value:** 29.8  
**Index:** 45.4  
**Source:** UNICEF/WHO/World Bank Joint Child Malnutrition Estimates


#### Adult literacy rate


**Value:** 75.9  
**Index:** 67.9  
**Source:** UNESCO

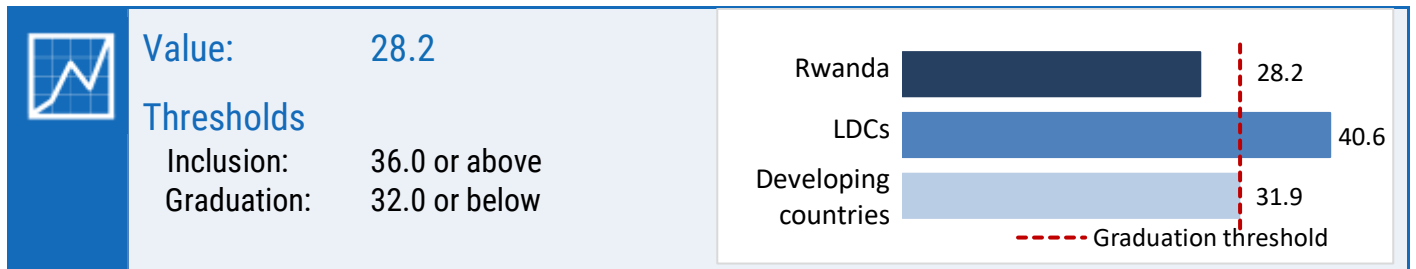
#### Maternal mortality rate


**Value:** 259  
**Index:** 78.8  
**Source:** UN IAG for Maternal Mortality

#### Gender parity index for lower secondary education completion



**Value:** 1.1  
**Index:** 100.0  
**Source:** UNESCO

## Economic and environmental vulnerability index (EVI)\*



### EVI indicators\*


#### Share of agriculture, forestry and fishing in GDP


**Value:** 27.3  
**Index:** 44.6  
**Source:** UN/DESA, Statistics Division


#### Share of population in low elevated coastal zones


**Value:** 0.0  
**Index:** 0.0  
**Source:** CIESIN

#### Remoteness and landlockedness


**Value:** 70.2  
**Index:** 75.2  
**Source:** CDP Secretariat


#### Share of population living in drylands


**Value:** 0.0  
**Index:** 0.0  
**Source:** CDP Secretariat


#### Merchandise export concentration


**Value:** 7.4  
**Index:** 56.2  
**Source:** UNCTAD

#### Instability of agricultural production


**Value:** 7.4  
**Index:** 31.7  
**Source:** FAO

#### Instability of exports of goods and services


**Value:** 6.1  
**Index:** 12.2  
**Source:** UN/DESA, Statistics Division

#### Victims of disasters


**Value:** 0.07  
**Index:** 5.9  
**Source:** UNDRR