

Country profile:

Maldives

LDC status



Inclusion: 1971

Graduation: 2011

Reports and resolutions



Inclusion

CDP reports: 1971
GA resolution: A/RES/2768(XXVI)

Graduation

CDP reports: 1997, 2000, 2002, 2003, 2009, 2010, 2012, 2014, 2015, 2018
ECOSOC resolutions: E/RES/1997/223, E/RES/1999/290, E/RES/2000/34, E/RES/2001/43, E/RES/2002/36, E/RES/2003/281, E/RES/2004/3
GA resolutions: A/RES/59/210, A/RES/60/33
Vulnerability profile: 2003
Monitoring reports: 2009, 2010, 2012, 2014, 2015, 2018

Key figures*

* Data from the 2024 triennial review


Gross national income (GNI) per capita*



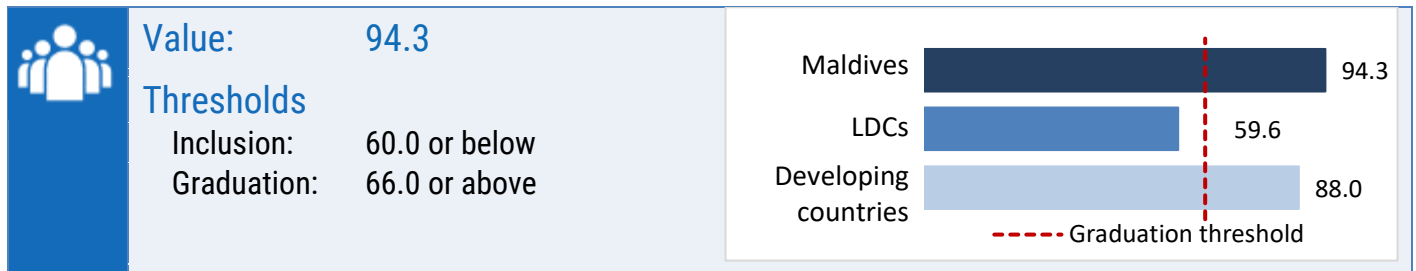
Value: \$9,068

Thresholds

Inclusion: \$1,088 or below
Graduation: \$1,306 or above

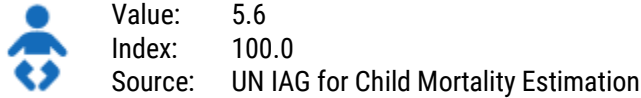


Human assets index (HAI)*

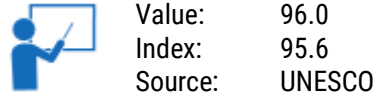


HAI indicators*

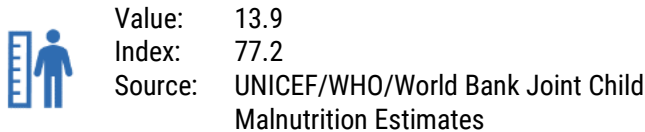
Under-five mortality rate



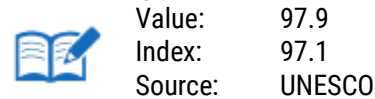
Lower secondary education completion rate



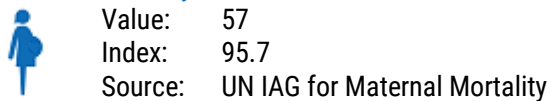
Prevalence of stunting



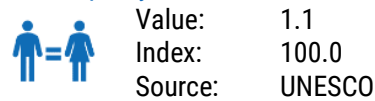
Adult literacy rate



Maternal mortality rate



Gender parity index for lower secondary education completion

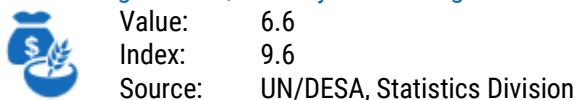


Economic and environmental vulnerability index (EVI)*



EVI indicators*

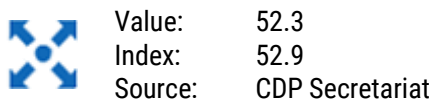
Share of agriculture, forestry and fishing in GDP



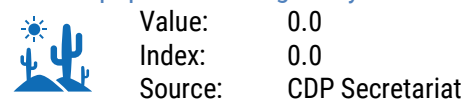
Share of population in low elevated coastal zones



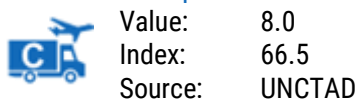
Remoteness and landlockedness



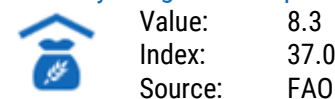
Share of population living in drylands



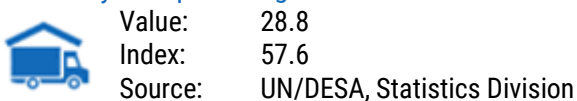
Merchandise export concentration



Instability of agricultural production



Instability of exports of goods and services



Victims of disasters

