

Country profile:

# Kiribati

## LDC status



Inclusion: 1986

Graduation: Recommended for graduation by the CDP, under consideration by ECOSOC

## Reports and resolutions



### Inclusion

CDP reports: 1985, 1986  
 ECOSOC resolutions: E/1984/58, E/DEC/1986/153  
 GA resolution: A/RES/41/186

### Graduation

CDP reports: 2003, 2006, 2009, 2012, 2015, 2018, 2021  
 ECOSOC resolution: E/RES/2018/27, E/RES/2021/11  
 Impact assessment: 2009, 2015, 2018  
 Vulnerability profile: 2009, 2015, 2015 Note by UNSD, 2018  
 Country statements: 2015 CDP EGM, 2018 CDP EGM, 2018 CDP Plenary  
 Country presentation: 2009 CDP EGM, 2015 CDP EGM presentation

## Key figures\*

\* Data from the 2021 triennial review

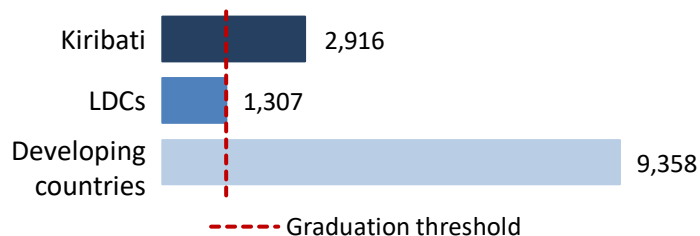
### Gross national income (GNI) per capita\*



Value \$2,916

#### Thresholds:

Inclusion: \$1,088 or below  
 Graduation: \$1,306 or above

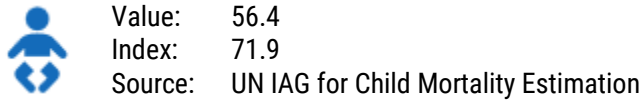


# Human assets index (HAI)\*

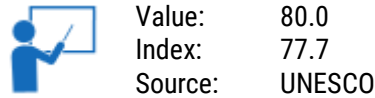


## HAI indicators\*

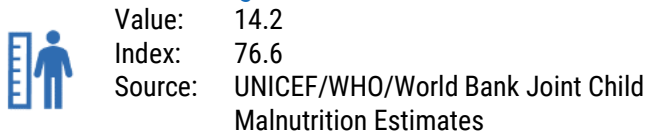
### Under-five mortality rate



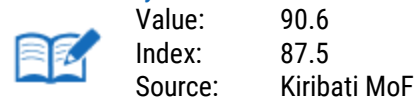
### Lower secondary education completion rate



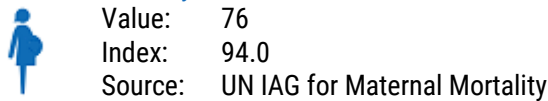
### Prevalence of stunting



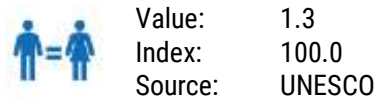
### Adult literacy rate



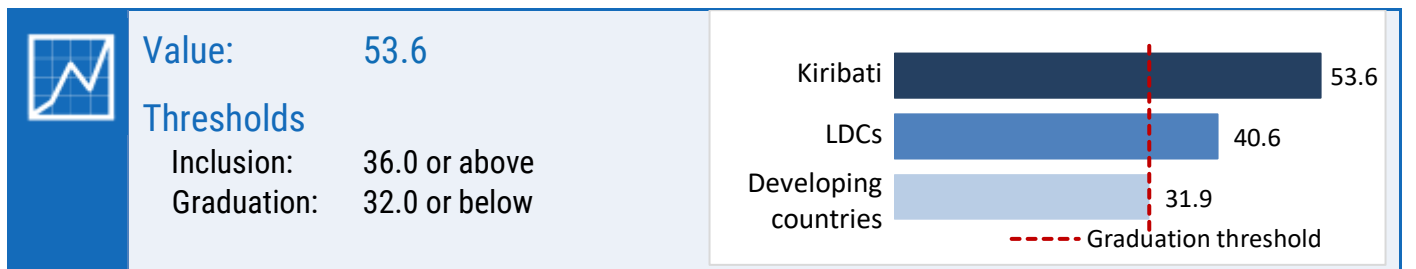
### Maternal mortality rate



### Gender parity index for lower secondary education completion

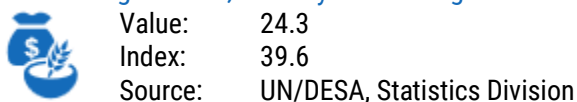


# Economic and environmental vulnerability index (EVI)\*



## EVI indicators\*

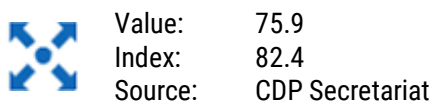
### Share of agriculture, forestry and fishing in GDP



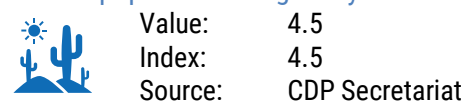
### Share of population in low elevated coastal zones



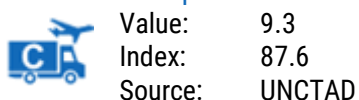
### Remoteness and landlockedness



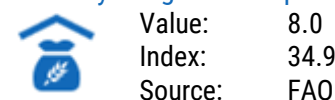
### Share of population living in drylands



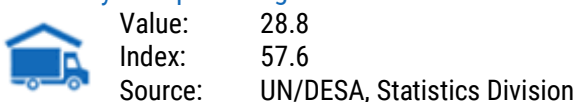
### Merchandise export concentration



### Instability of agricultural production



### Instability of exports of goods and services



### Victims of disasters

