



UPPSALA
UNIVERSITET

Increasing migration pressure and rising nationalism and implications for multilateralism and SDG implementation

Ashok Swain

Professor of Peace & Conflict Research

UNESCO Chair of International Water Cooperation

Uppsala University, SWEDEN



UPPSALA
UNIVERSITET

International Migration Stock ('000) - UNPD

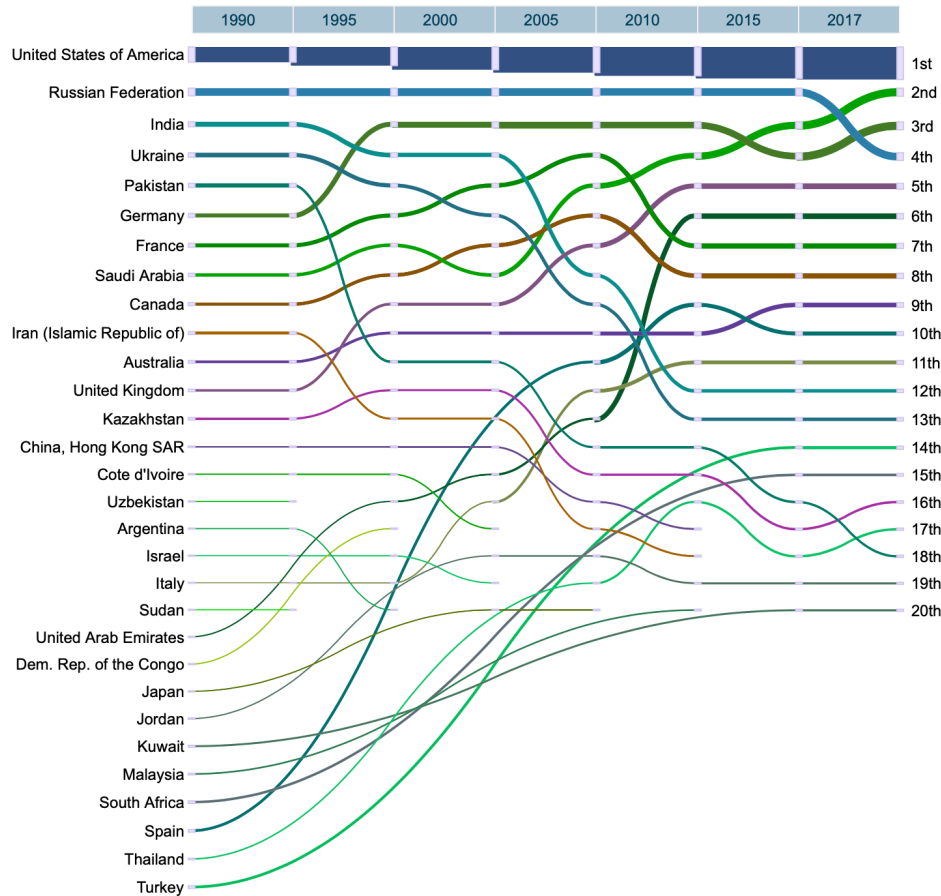
	1990	1995	2000	2005	2010	2015	2017
More Developed Regions	82,391,619	92,331,345	103,417,894	116,295,565	130,683,517	140,250,197	145,983,830
Less Developed Regions	70,150,754	68,368,683	69,186,363	74,236,035	89,335,749	107,335,547	111,731,595
World	152,542,373	160,700,028	172,604,257	190,531,600	220,019,266	247,585,744	257,715,425



UPPSALA
UNIVERSITET

Migrants, Displacement, and Refugees

International Migrants	Displacement	Refugees
No universally agreed definition-Often the term 'migrant' is used to refer to voluntary migrants, who choose to move across international borders, as opposed to forced migrants, who are compelled to leave their communities of origin.	Displacement is a forced removal of persons from their home or country, often due to armed conflict or natural disasters. Internally displaced person, or IDP, is someone who is forced to flee his or her home, but who remains within his or her country's borders.	Refugees are persons who have fled their country because of a well- founded fear of persecution for reasons of race, religion, nationality, membership of a particular social group, or political opinions. Also: who flee because of external aggression, occupation, foreign domination or events seriously disturbing public order





UPPSALA
UNIVERSITET

UNHCR - Global Trends Forced Population Displacement

Number of people newly displaced per day | 2003-2017





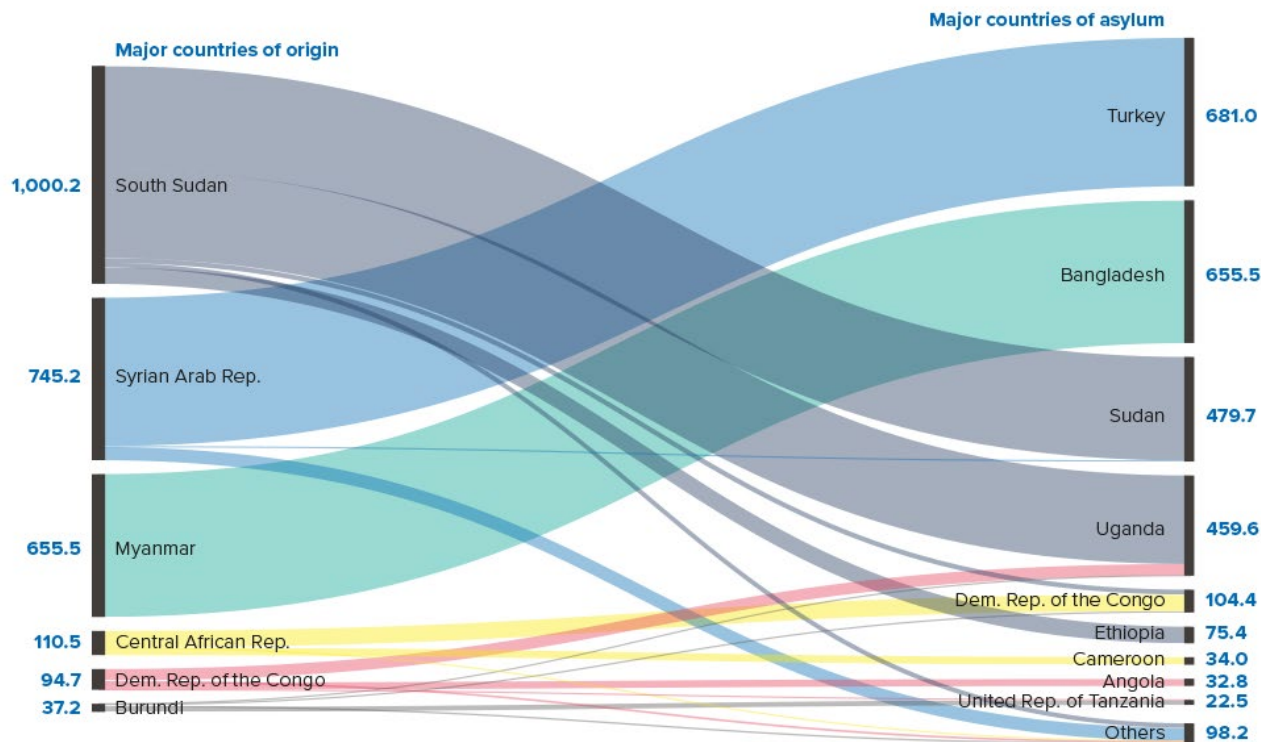
UPPSALA
UNIVERSITET

Home for New Refugees in 2017

Where new refugees found asylum in 2017²³

(No. of refugees in thousands)

More than 2.7 million people fled their homes to another country in 2017, the vast majority of whom (88 per cent) originated from just three countries (South Sudan, Syria, Myanmar) and found protection in bordering countries or their immediate region.





Year and Refugees

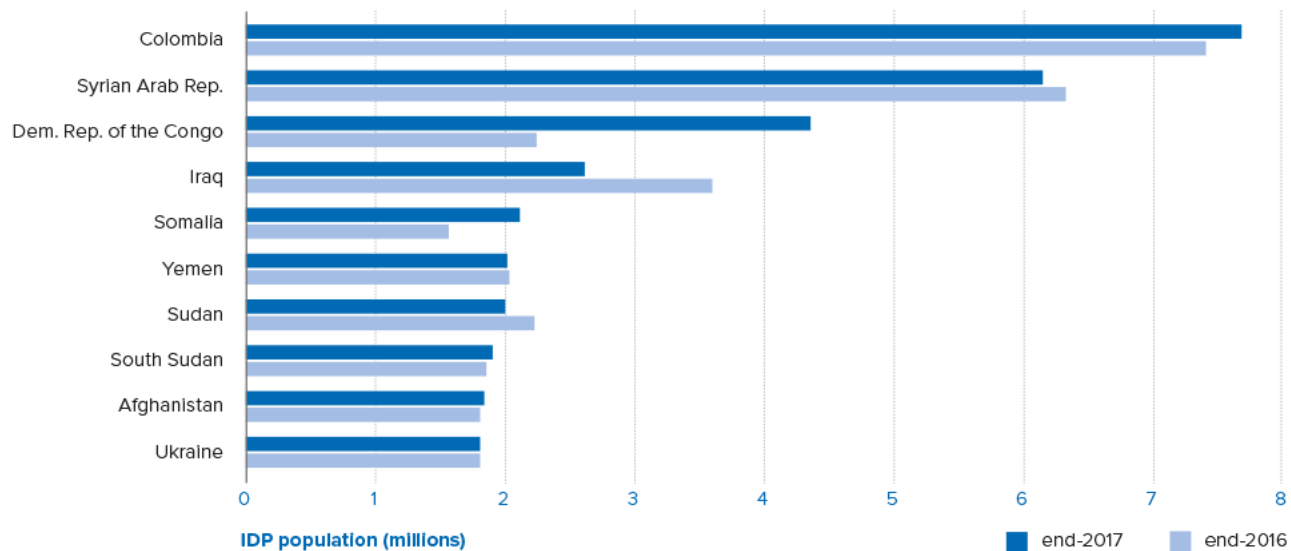
• 1981	• 8,455,000
• 1983	• 10,319,000
• 1986	• 12,634,000
• 1990	• 17,396,000
• 2001	• 11,480,900
• 2002	• 12,116,800
• 2006	• 8,394,400
• 2013	• 11,700,000
• 2015	• 14,400,000
• 2016	• 16,100,000
• 2017	• 17,200,000



UPPSALA
UNIVERSITET

Countries with most IDPs

Ten largest IDP populations

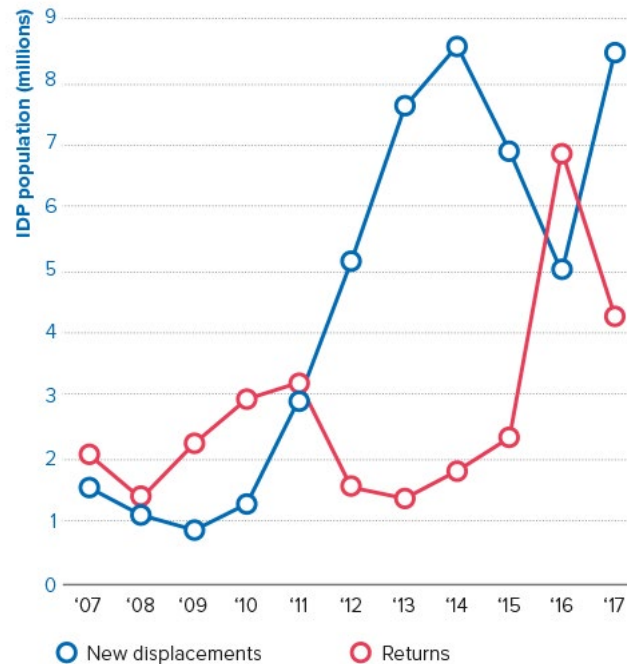




UPPSALA
UNIVERSITET

UNHCR - IDP New Displacements and Returns , 2007-2017

IDP new displacements and returns | 2007-2017





UPPSALA
UNIVERSITET

Climate Change and Migration

- There are no reliable estimates of climate change induced migration.
- Enough evidence that gradual and sudden environmental changes are already resulting in substantial population movements.
- The number of storms, droughts and floods has increased threefold over the last 30 years.
- Forecasts vary from 25 million to 1 billion climate/Environmental migrant by 2050
- 200 million is the most widely cited estimate. This figure equals the current estimate of international migrants worldwide.



UPPSALA
UNIVERSITET

Climate Change

- Slow onset
- Fast onset

Sea-level rise, Salinization of agriculture land, desertification and growing water scarcity

Flooding, storms and glacial lake outburst floods

Environmental pressure

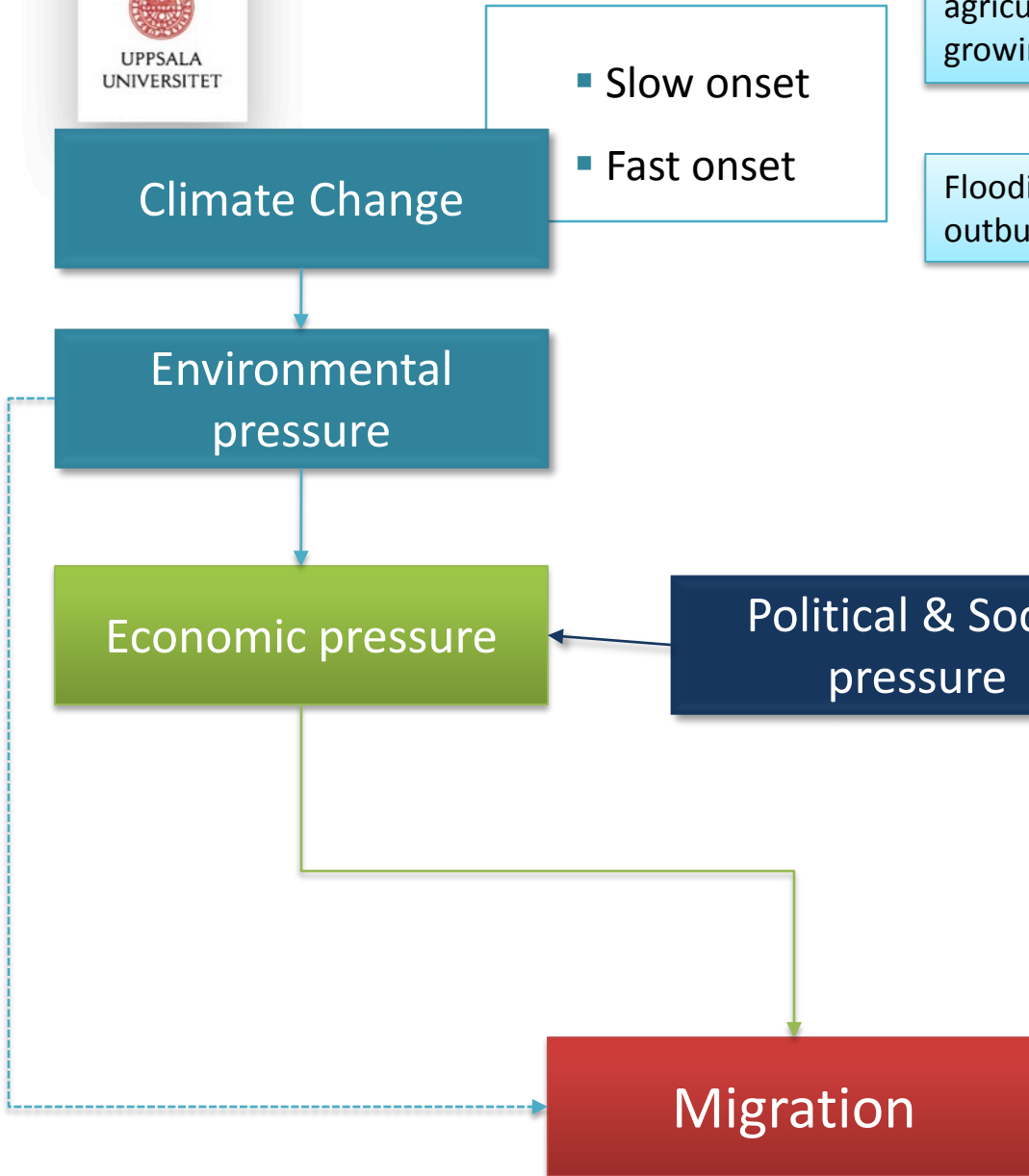
Economic pressure

Political & Social pressure

- Bad Leaders
- Weak Institutions
- Polarized Social Identities

- Rapid urbanization
- Social minority
- Coping mechanisms

Migration





Migration Trend

- The overall volume of net migration across regions of the world increased steadily until 2010.
- In the decade from 2000 to 2010, the net inflow to Europe, Northern America and Oceania combined reached a level of 3.1 million migrants per annum.
- In the period from 2010 to 2015, such inflows showed signs of contraction, especially for Europe, while net outflows from Asia and from Latin America and the Caribbean demonstrated a corresponding decrease in magnitude.



UPPSALA
UNIVERSITET

Migration forecasting not easy

- Available data lack uniformity and not very reliable
- Many unpredictable push and pull factors
- Decision is to migrate is too complex



Migration Projection

- The UNPD (2015) predicts a drop in net migration levels between 2010 and 2020, and constant levels until 2050.
- The Vienna Institute of Demography project the total number of migrants globally over the next 50 years to remain almost constant (Sander et al, 2013).
- Net migration is projected to be a major contributor to population growth in many high-income countries. Between 2015 and 2050, total births in the group of high-income countries, the net gain in migrants is projected to be 91 million.



UPPSALA
UNIVERSITET

SDG targets that mention migration

- 4b By 2020, substantially expand globally the number of scholarships available to developing countries ...
- 5.2 Eliminate all forms of violence against all women and girls in the public and private spheres, including trafficking ...
- 8.7 Take immediate and effective measures to eradicate forced labor, end modern slavery and human trafficking ..
- 8.8 Protect labor rights and promote safe and secure working environments for all workers, including migrant workers, in particular women migrants, and those in precarious employment
- 10.7 Facilitate orderly, safe, regular and responsible migration and mobility of people, including through the implementation of planned and well-managed migration policies
- 10.c By 2030, reduce to less than 3% the transaction costs of migrant remittances and eliminate remittance corridors with costs higher than 5%
- 16.2 End abuse, exploitation, trafficking and all forms of violence against and torture of children
- 17.8 By 2020, enhance capacity building support to developing countries, including for Least Developed Countries (LCDs) and Small Island Developing States (SIDS), to increase significantly the availability of high-quality, timely and reliable data disaggregated by income, gender, age, race, ethnicity, migratory status, disability, geographic location and other characteristics relevant in national contexts



Impact of Migration on SDGs

- All SDGs are dependent on migration: No Poverty, Zero Hunger, Good Health and Well-being, quality Education, Gender Equality, Clean Water and Sanitation, Affordable and Clean Energy, Decent Work and Economic Growth, Industry, Innovation and Infrastructure, Reduced Inequality, Sustainable Cities and Communities, Responsible Consumption and Production, climate Action, Life below water, life on land.
- Peace, Justice and Strong Institutions: Migration can promote peace & induce conflicts. Challenges on Citizenship status, gender issue, Health & education support
- Partnership for the Goals: Partnership among and within countries needed to cooperate on education, health, technology and urbanization

Migration Debate: Racism vs Nativism

- The opposition to migration is being seen by the migrants as racism (on the basis of color or religion)
- Host society frames it as nativism (protecting the interest of established inhabitants)

Some critical and complicated cases:

- 1. Migration between Myanmar, Bangladesh and India,
- 2. Migration from South Asia to Gulf Countries,
- 3. Migration between Syria, Turkey & EU,
- 4. Migration between Central America, Mexico and USA



Migration Politics: State vs Society

- In some cases, migrant receiving regimes oppose migration. *Indian state opposing Muslim Rohingya or Muslim Bangladeshi migrants, Bangladesh accepts all Rohingya Refugees (Political Migration)*
- in some other, migrant receiving societies oppose migration. *In Gulf countries, society opposes migration (Economic Migration)*
- Many times, regimes accept migration while society opposes. *Germany & Sweden (Regime perceives migrants as Economic/Labor Migrants while society sees them as Political Migrants)*
- In other cases, regime opposes while society supports: *UK, USA (Political Ideology)*
- Typology of Conflicts:
- *1. Migrant population vs Receiving State, 2. Migrant Population vs Receiving Society, 3. Sender State vs Receiving State, 4. Sender State vs International Community, 5. Receiving State vs International Community*



UPPSALA
UNIVERSITET

Migration, Nationalism & Multilateralism

- Growing debate and differences over migration between sender states and receiving states
- Its Impact on SDG 16: Peace, Justice and Strong Institutions
- Its Impact on SDG 17: Partnership for the Goals:



What should be done?

- Migration is one of the key features of the 21st century- contributes significantly to various aspects of economic and social development.
- Migration can have both positive and negative impact on security in origin, transit and host countries
- Migration offers a unique opportunity to be a platform for action for a cooperative development.
- Risks and vulnerabilities of migrants should be addressed on a priority basis
- The implementation of existing programs and policies to support migrants needs major improvement.



UPPSALA
UNIVERSITET

Uppsala

