

Climate Change and Sustainable Development: Nexus and Key Linkages

Le-Yin Zhang

Development Planning Unit
University College London

Presentation to the Financial and Economic Committee of the
General Assembly of the United Nations, 13th Nov.2007

Proposition

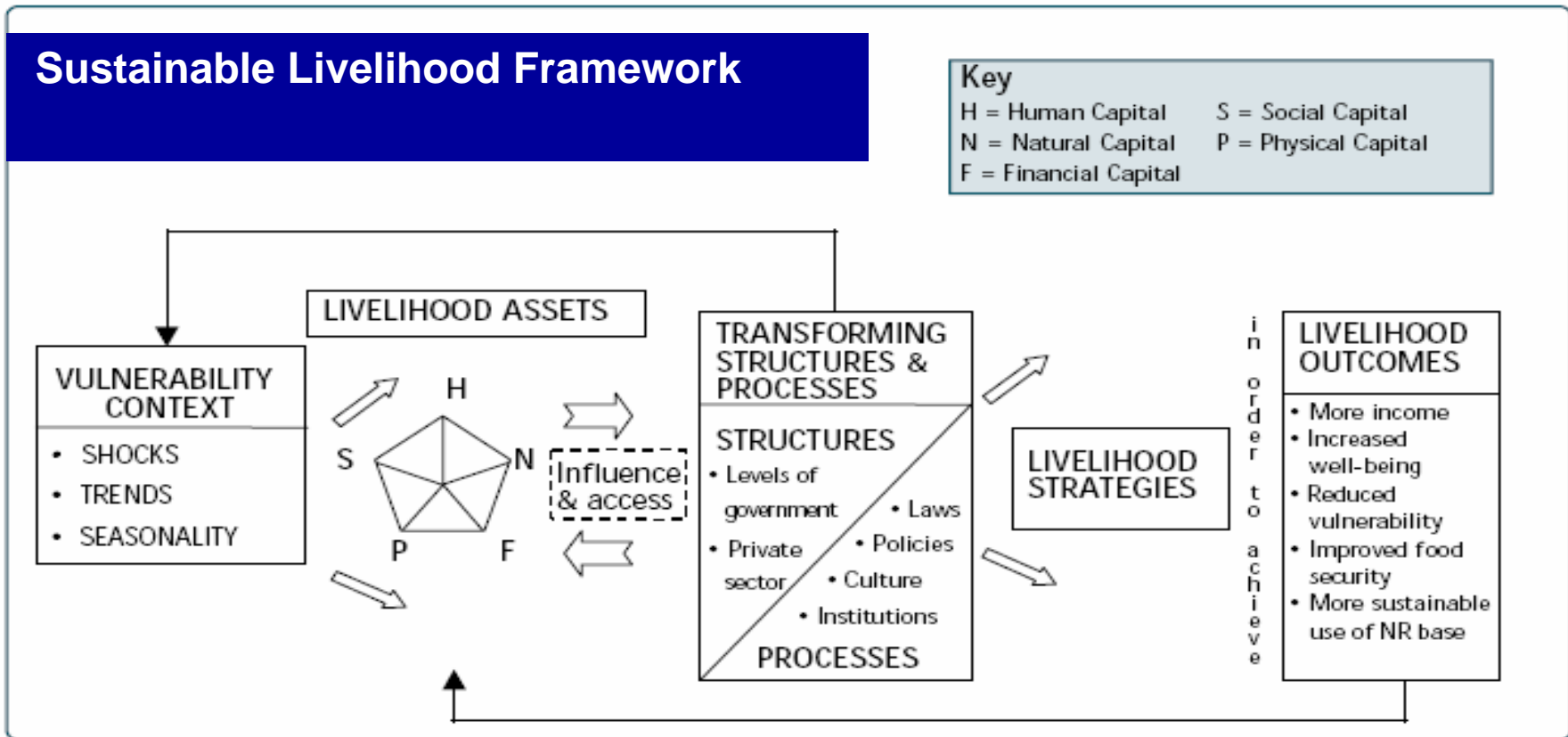
- In order to effectively integrate climate change into NSDS, it is necessary to supplement the conventional sectoral and thematic approaches with an emphasis on livelihood.
- Moreover, greater attention should be paid to the strengthening of mitigative capacity (MC) and adaptive capacity (AC) at both societal and household levels, rather than mitigation and adaptation options at the sectoral level.

Why is the focus on livelihood?

The reasons are three-fold:

- The SD vision of WCED (1987) places ‘overriding’ priority on meeting the poor’s basic needs (i.e. livelihood) for both instrumental and ethical reasons. Achieving environmental sustainability is impossible without solving the livelihood problem of the poor. Poor households may destroy GHGs sinks (e.g. forest) in their pursuit for survival
- Meeting MDGs, including eradication of extreme poverty, remains a challenge, as the latest MDGs Report (2007) testifies.
- Focusing on livelihood avails us the insights of SLF in understanding the linkages between CC, mitigation and adaptation, and livelihood.

Determinants of Livelihood

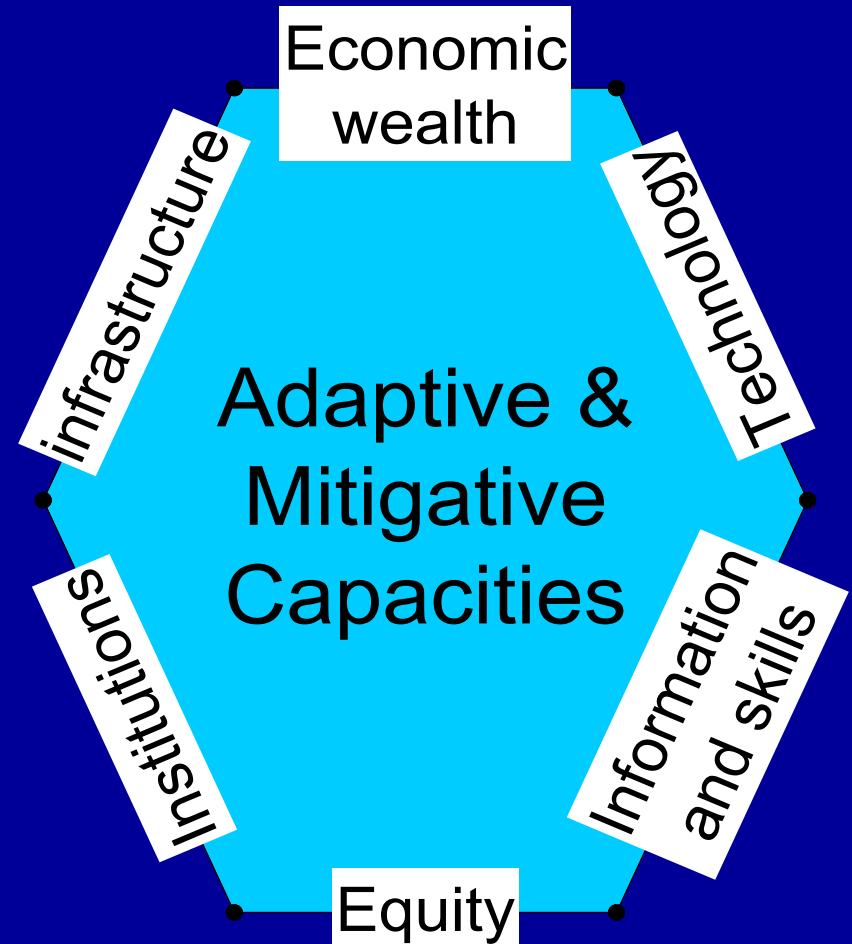


Applying SLF to CC in NSDS

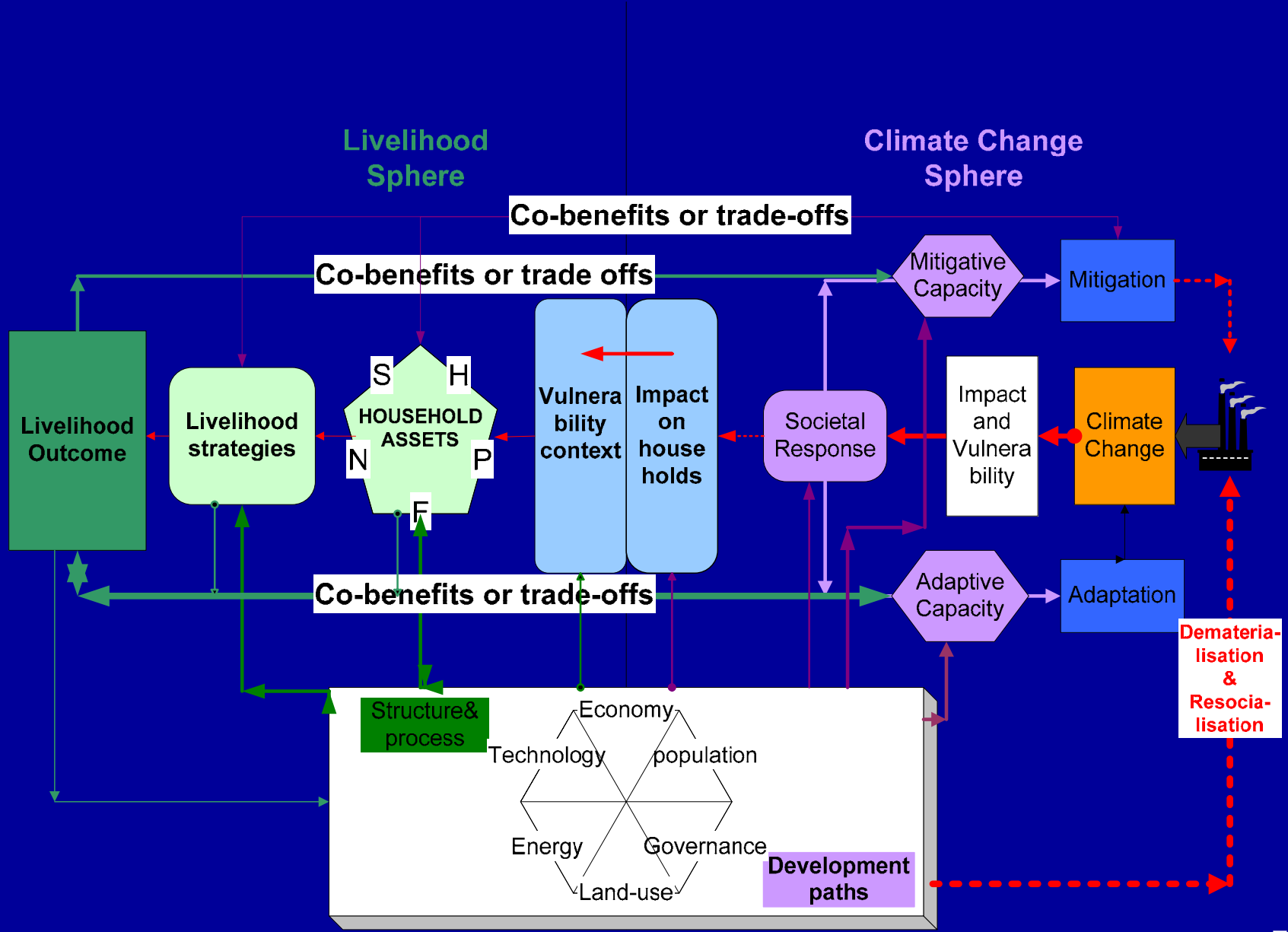
- CC's net impact affects the poor by:
 - aggravates their vulnerability context
 - Threatens their livelihood assets (esp. NA, HA)
 - Restricts their livelihood strategies
- Such effects can be alleviated by strengthening the other assets (e.g. infrastructure), or by broadening the livelihood options (e.g. non-climate sensitive economic opportunities)
- Improving structures and processes is necessary for reducing CC's impact on the poor.

Why is the emphasis on MC and AC?

- Given the 'unequivocal' trend of warming, the ultimate objective has to be vulnerability reduction through the strengthening of society's and poor households' AC
- However, AC and MC depend on a common set of factors (i.e. characteristics of development paths), similar to those underpinning SL



A Systemic View



Conclusion

- CC will impact upon the poor as part of the vulnerability context if societal response fails to filter out most of the impact, thus the need for strengthening their AC.
- Positive livelihood outcomes will strengthen the society's A&M capacities.
- There is no conflict between SL and resilience to CC. On the contrary, they re-enforce each other.

Conclusion

- Households assets and strategies, societal MC &AC, and emission scenarios are ultimately driven by a common set of socio-economic factors, described either as 'structures and processes' or 'development paths'.
- Therefore, tackling CC requires a systemic transformation, not merely sectoral solutions.

The End

Contact details:

Le-Yin Zhang

Development Planning Unit
University College London
London 34 Tavistock Square
London WC1H 9EZ
United Kingdom

Tel. +44 (0) 20 7679 5809 (direct line)
+44 (0) 20 7679 1111 (switch board)
Fax +44 (0) 20 7679 1112
Email le-yin.zhang@ucl.ac.uk
Website www.ucl.ac.uk/dpu