



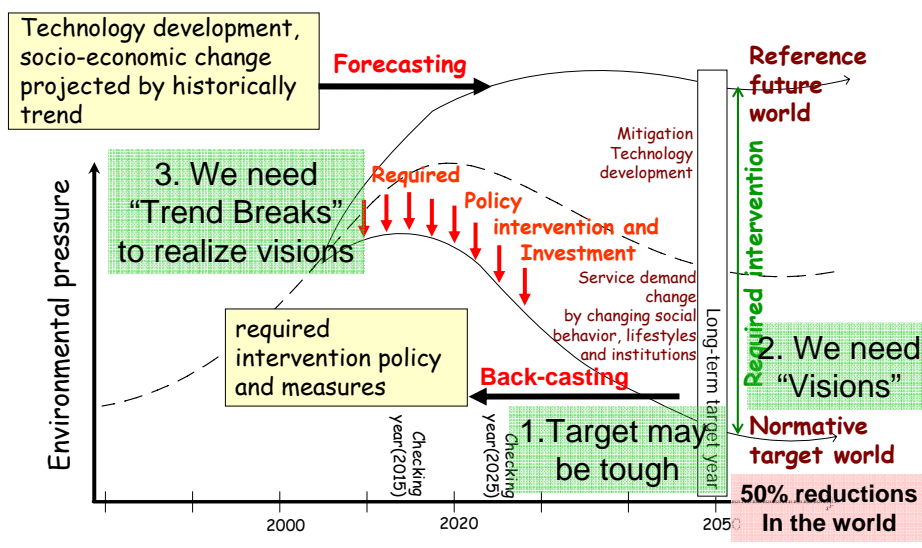
Climate Policy Assessment with Asia-Pacific Integrated Model (AIM)

- Introduction of scenario
development methodologies -

Mikiko Kainuma

National Institute for Environmental Studies
<http://www-iam.nies.go.jp/aim/>

Forecasting from now and Backcasting from future prescribed/normative world



Aligning Climate Change and Sustainable Development

- Scenarios, modeling and policy analysis -

Presented by
P.R. Shukla

Climate change and sustainable development



Chapter 1
Introduction

Aligning sustainable development and climate change actions can reduce the economic burden and facilitate the transition to a low-carbon society.

To describe vision/scenario



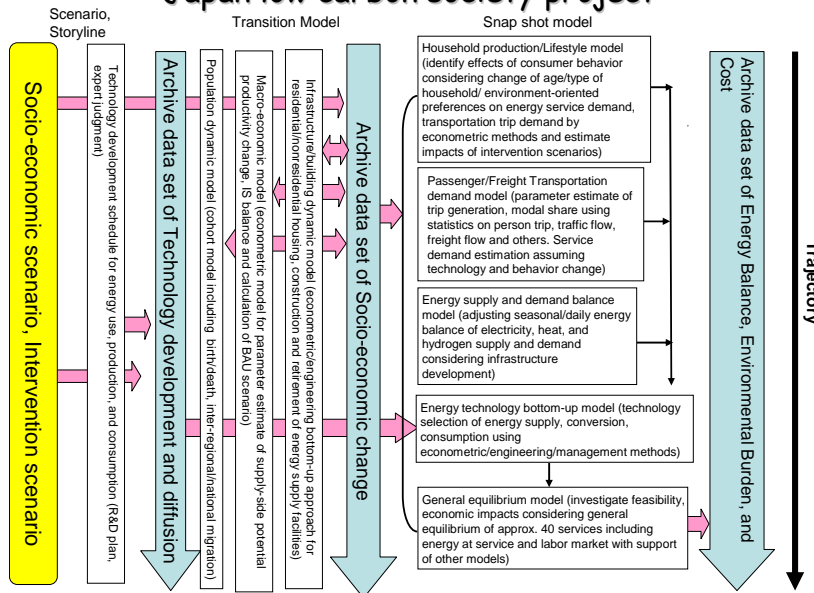
Chapter 2
Vision/
Scenario

Definition of vision/scenario and its description, scenario approach and its example, backcasting approach and its methodology, relationship between scenarios and models in the case study in Japan Carbon Society project, etc.

Presented by
Maho Takimi



Element models for Japan low carbon society project

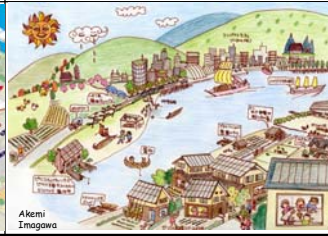


Yuzuru Matsuoka, Future AIM modeling ~Focused on mid-term national integrated assessment models~, The 11th AIM International Workshop 19-21, February 2006, Tsukuba Japan

Step1

As for LCS visions, we prepared two different but likely future societies

Vision A "Doraemon"	Vision B "Satsuki and Mei"
Vivid, Technology-driven	Slow, Natural-oriented
Urban/Personal	Decentralized/Community
Technology breakthrough Centralized production /recycle	Self-sufficient Produce locally, consume locally
Comfortable and Convenient	Social and Cultural Values

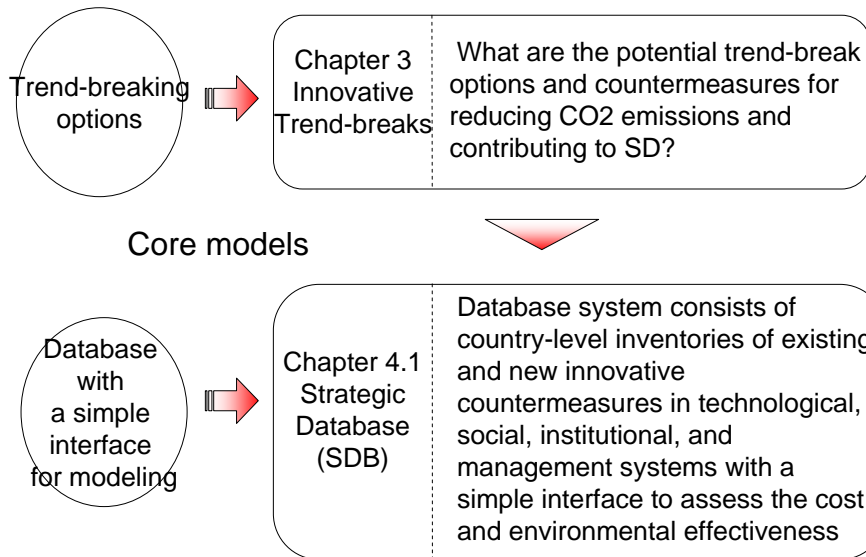


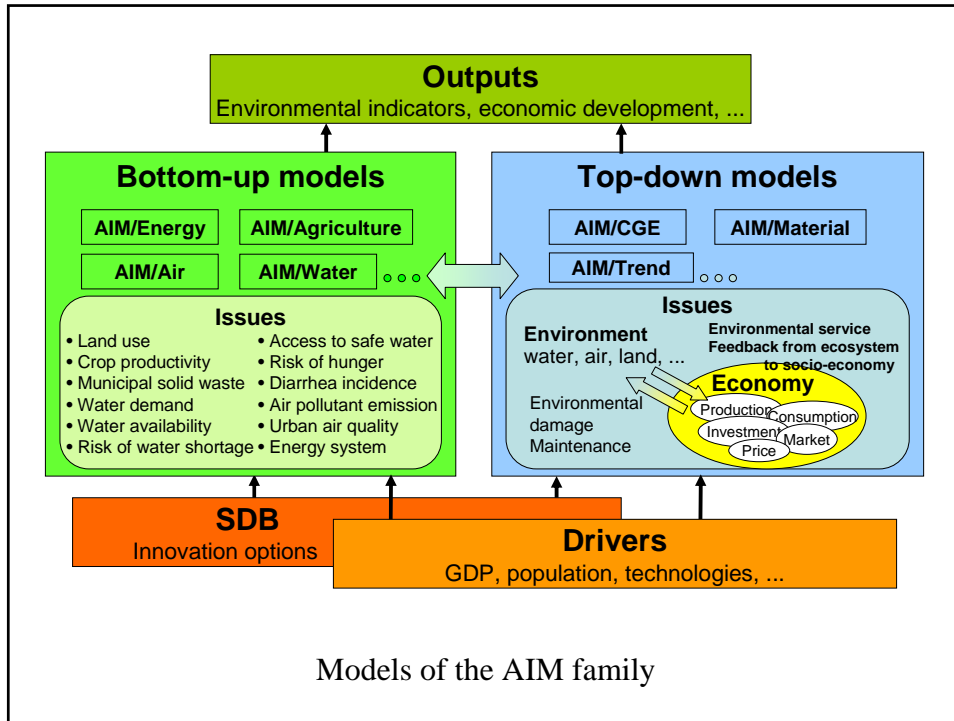
Doraemon is a Japanese comic series created by Fujiko F. Fujio. The series is about a robotic cat named Doraemon, who travels back in time from the 22nd century. He has a pocket, which connects to the fourth dimension and acts like a wormhole.



Satsuki and Mei's House reproduced in the 2005 World Expo. Satsuki and Mei are daughters in the film "My Neighbor Totoro". They lived an old house in rural Japan, near which many curious and magical creatures inhabited.

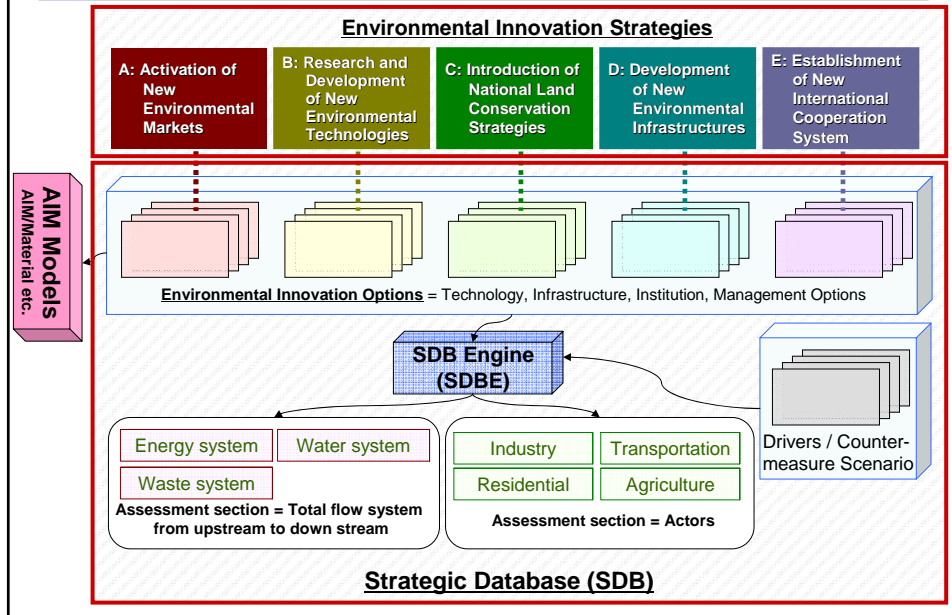
Aligning Climate Change and Sustainable Development





Environmental Strategic Database
(SDB)

Environmental Innovation Strategies & Strategic Database



Development of Strategic Database

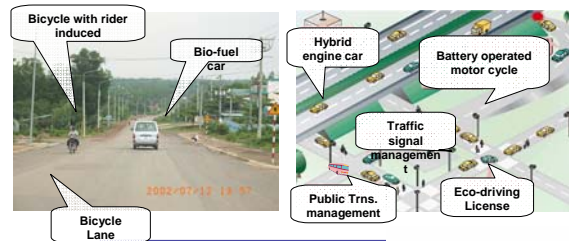


Illustration with environmental options

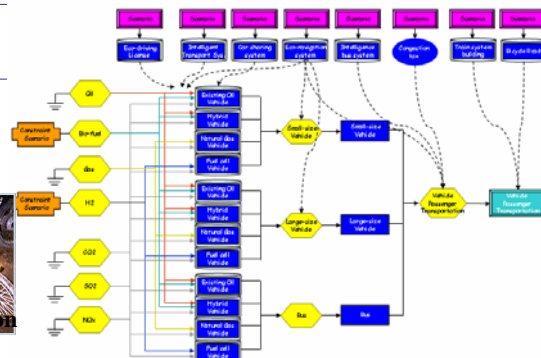
Diagram of environmental options



Battery-operated cycle-rickshaws



Battery operated pollution free Motor Cycle



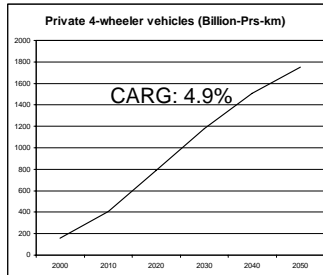
Some results of SDB application to India's road passenger transport sector

India's Road Passenger Transport: Demand scenario

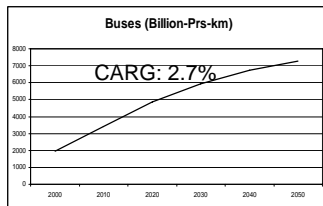
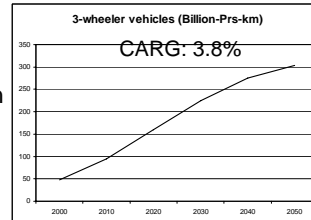
Factors considered implicitly for projecting road
passenger demands in SDB and AIM/Enduse:

- GDP/capita growth
- Urbanization
- Improvement of roads/flyovers in cities

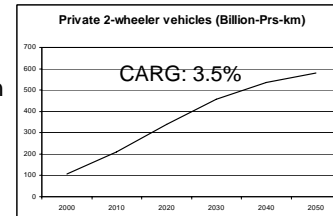
India's Road Passenger Transport: Demand scenario in SDB



Mainly
Urban and
Semi-urban
modes



Urban,
Semi-urban
and Rural
modes



India's Road Passenger Transport: Innovative options considered in SDB

Technological Options:

- Electric vehicles
- Hybrid vehicles
- Biodiesel
- Ethanol

(Note: above technological options also require institutional/management interventions, e.g. to set up infrastructure for plug-in points; rural infrastructure for sourcing and transportation of biomass from farmlands to processing facilities, etc.)

Management Option:

- Improved management and countdown timer at traffic signals and railway crossings

Start form of SDB



Electric vehicle

Innovations and Prospect for Electric Vehicles in India:

- Reva Electric Car Company, headquartered in Bangalore, has designed a low-price electricity driven small car
- Cost of Indian electric car is low even at low volume production due to several product and process innovations like running chassis platform, body panel technology, process modifications to suit supplier capabilities in India (for example, one-piece rotationally molded bumpers), and computerized energy management and diagnostics system
- Currently the car has 80 km range (on a single charge) and therefore confined to markets in big cities where private charging facilities are available
- For expansion of markets for such electric cars in the future, infrastructure of plug-in points needs to be developed. If such an infrastructure is developed and the government provides incentives to customers in initial stage of market penetration, then electric vehicles have a good market potential in urban India.



- 1: Motor
- 2: Powerpack
- 3: Charger
- 4: Controller
- 5: Energy Management System

Biofuels

Innovations and Prospect for Biofuels in India:

- The Indian government is in the process of setting up a regulatory regime to promote biodiesel and ethanol
- Out of three possible biodiesel blends – B5, B20 and B100 – B5 and B20 may be used in the initial periods of regulatory introduction but the higher blends like B100 will begin to enter as markets for producing and distributing biodiesel become competitive with experience
- 5% blend of ethanol with gasoline (E5) is being produced on pilot scale in some states; There are plans of producing higher blends like E15, E24, E85 and E100 in the future
- Several private companies including the largest energy sector firm – Reliance Industries Limited – have entered biodiesel and ethanol sector. Reliance has set up a pilot scale collection and processing (transesterification) facilities in the state of Andhra Pradesh for producing biodiesel. Some farmers have begun to cultivate biodiesel crops like Jetropha and Pongamia



Jetropha – a widely available source of biodiesel in India

Countdown Timers at Urban Traffic Signals

Prospect for Traffic Light Countdown Timers in India:

- Countdown timers at traffic lights have been installed at major traffic junctions in a few big Indian cities like Mumbai and Bangalore
- This system indicates the time remaining for light to switch colour; It helps drivers to avoid unnecessary idling while waiting at traffic signals
- Expanding this system to all traffic signals in all cities and introducing other similar practices for improving traffic signal management can help reduce fuel combustion during the most inefficient stage (i.e. idling).

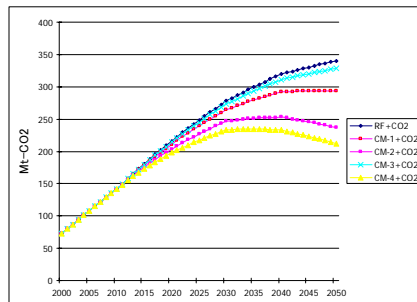


Timer at traffic light

SDB for Road Passenger Transport Sector in India: Scenarios

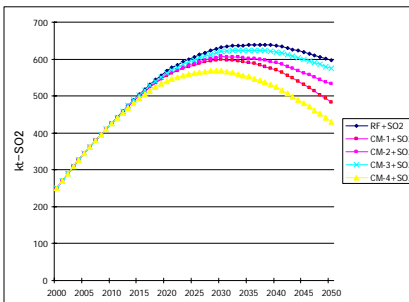
- **RF: BaU or Reference Scenario**
- **CM-1: Higher Diffusion of Electric and Hybrid Vehicles**, with
 - share of electric vehicles increasing from 5% in 2020 to 20% in 2050, and
 - share of hybrid vehicles increasing from 10% in 2020 to 25% in 2050.
- **CM-2: Higher Diffusion of Biofuels**, with
 - ethanol-gasoline 15% blend (E15) used in 5% of gasoline vehicles in 2020 and remaining at 10% from 2030 onwards,
 - pure ethanol (E100) used in 5% of gasoline vehicles in 2020, increasing to 30% in 2050,
 - biodiesel-diesel 20% blend (B20) used in 5% of diesel vehicles in 2020 and remaining at 10% from 2030 onwards, and
 - pure biodiesel (B100) used in 5% of diesel vehicles in 2020, increasing to 30% in 2050.
- **CM-3: Improved Management and Countdown Timer at Traffic Signals**, with
 - 5% resultant reduction in fuel use, and covering 20% of all vehicles in 2020, increasing to 80% in 2050.
- **CM-4: Simultaneous introduction of all measures** outlined in scenarios CM-1, CM-2 and CM-3.

Results of SDB for Road Passenger Transport in India



CO₂ emissions:

- Maximum reduction w.r.t. BaU (30.4% in 2050) occurs in Biofuels Scenario (CM-2)
- Simultaneous introduction of all measures leads to 18.4% reduction over 50 years and 37.6% in 2050 (w.r.t. BaU)



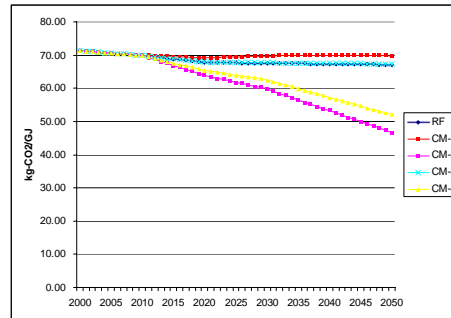
SO₂ emissions:

- Maximum reduction w.r.t. BaU (18.9% in 2050) occurs in Electric/Hybrid Vehicles Scenario (CM-1)
- Simultaneous introduction of all measures leads to 10.5% reduction over 50 years and 27.8% in 2050 (w.r.t. BaU)

Co-benefits: Very high correlation between CO₂ and SO₂ reduction is observed in scenarios with Electric/Hybrid Vehicles Introduction (CM-1) and Traffic Signal Management (CM-3)

Results of SDB for Road Passenger Transport in India

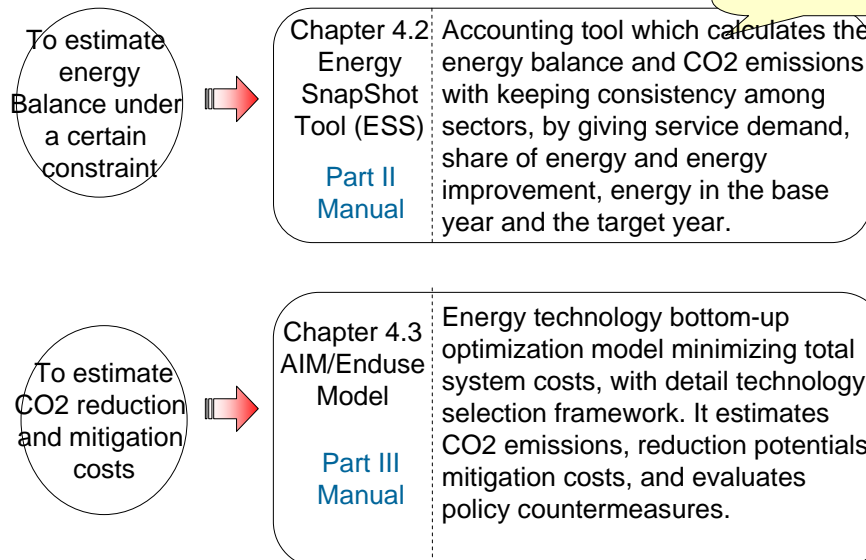
- In Biofuels Scenario (CM-2), CO₂ emissions reduction is achieved mainly by decline in carbon intensity of energy use (34.5% decline from 2000 to 2050, and by 30.4% in 2050 as compared to BaU)
- In Electric/Hybrid Vehicles Scenario (CM-1), CO₂ emissions reduction is achieved mainly by decline in energy use (by 17% in 2050 as compared to BaU), and carbon intensity of energy use does not change much (due to carbon intensity of electricity generation)



Carbon intensity of energy use in road passenger transport in India

Aligning Climate Change and Sustainable Development

Presented by
Maho Takimi



Aligning Climate Change and Sustainable Development

To estimate
CO₂ emissions,
material balance,
economic
impacts,
etc.

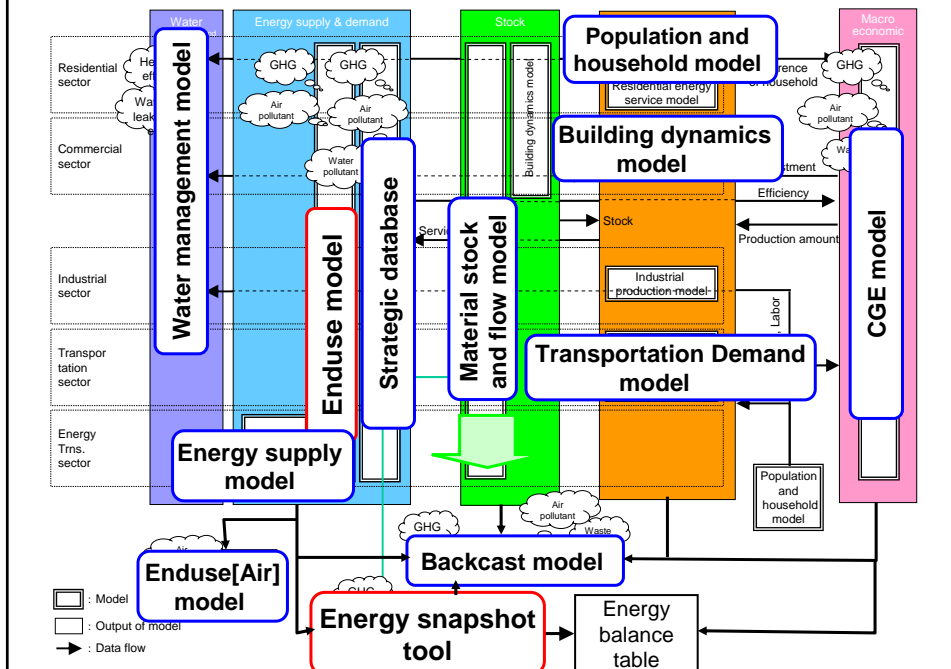


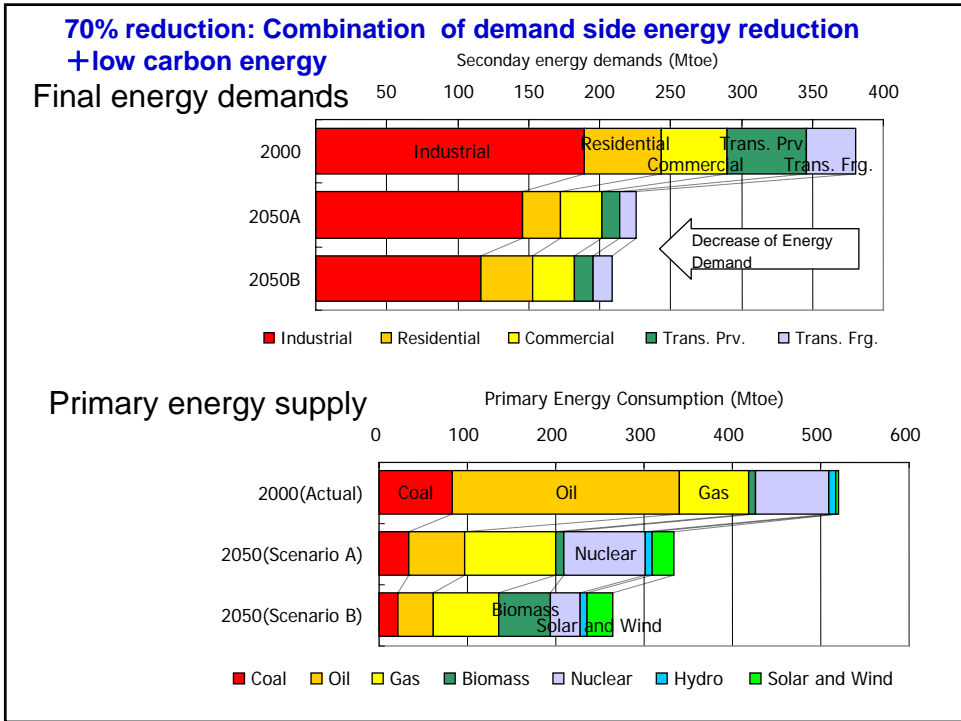

Chapter 5
Element
Models

Element model as a tool for social, economical and environmental development

- CGE Model
- Population and Households Model
- Building Dynamics Model
- Transportation Demand Model
- Material Stock and Flow Model
- Energy Supply Model
- Household production and lifestyle model
- Water Management Model
- End-use (Air) Model

Models for analyzing low-carbon society and sustainable development





SDB – Strategic DataBase

- A simple accounting-type bottom-up tool
- Useful for evaluating effects of specific innovations in technology or management systems in a country's sector or sub-sector

Types of activities/innovations:

