



# **Youth indicators in Catalonia and Spain: the SICIA**

*Carles Feixa*

Universitat de Lleida and CIIMU

# Introduction

- From Youth Council to Youth Research
- From Youth Research to Youth Policies
- The Consortium for Childhood and Urban World (CIIMU)
- The System of Key Infancy and Adolescence Indicators (SICIA)
- The Youth System Indicators (SIJ)

# Methodological Issues

- From Ethnography to Statistics
- 3 Key Questions
  - How to measure Youth Development ?
    - Individual / Social
  - How to quantify the quality (of life)?
    - Etic/ Emic data
  - How to compare cross-culturally?

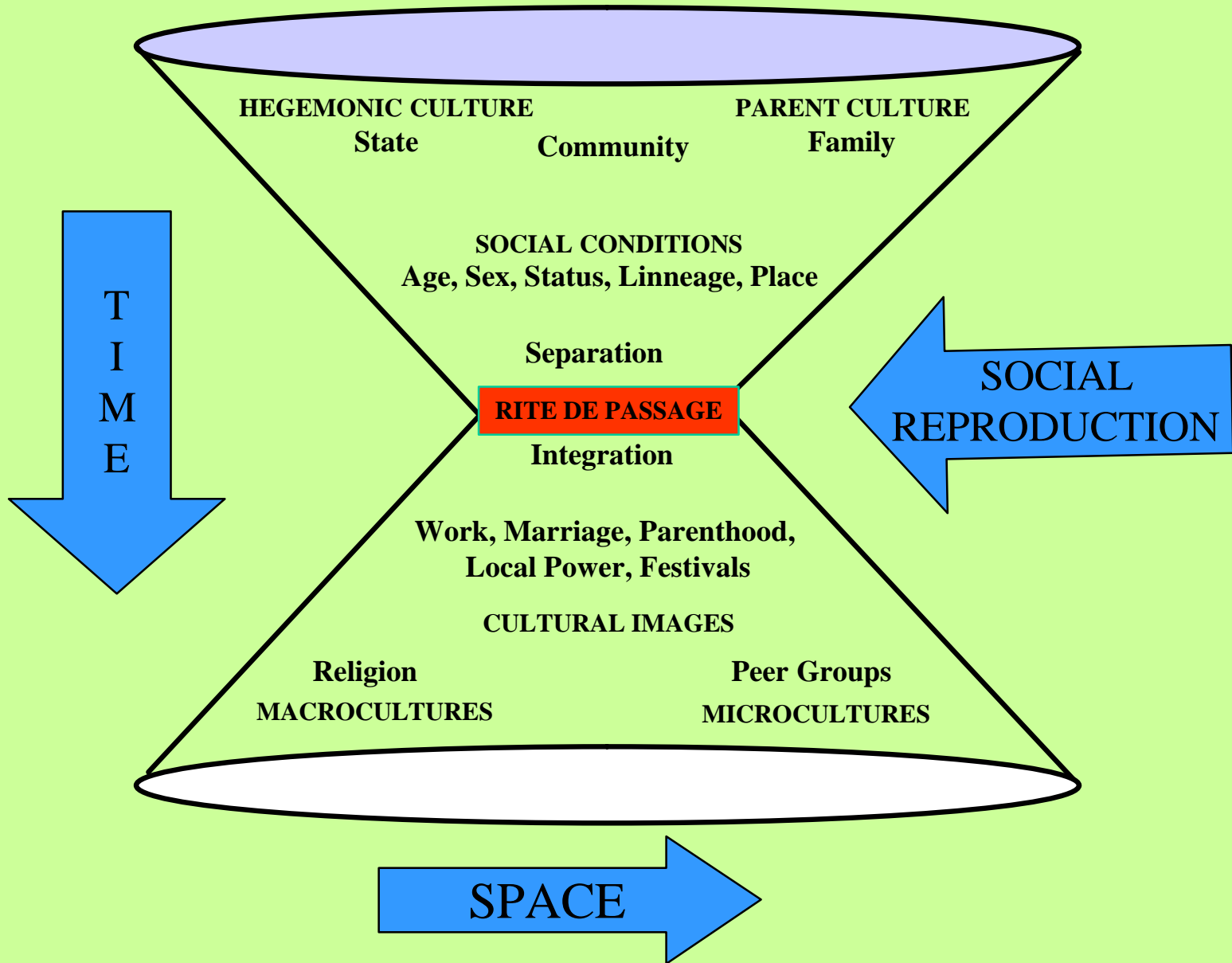
# Conceptual Issues

- Youth as Statistical Concept: age cohorts
- Youth as Social Concept: transition group
- Youth as Cultural Concept: Global Youth?
- Youth as Metaphor: Youth Development as Social Progress Predictor
  - Life-course development
  - Social Development

# 1. The hourglass of generations

- The hourglass: postfigurative cultures
- The analogic clock: cofigurative cultures
- The digital watch: prefigurative cultures

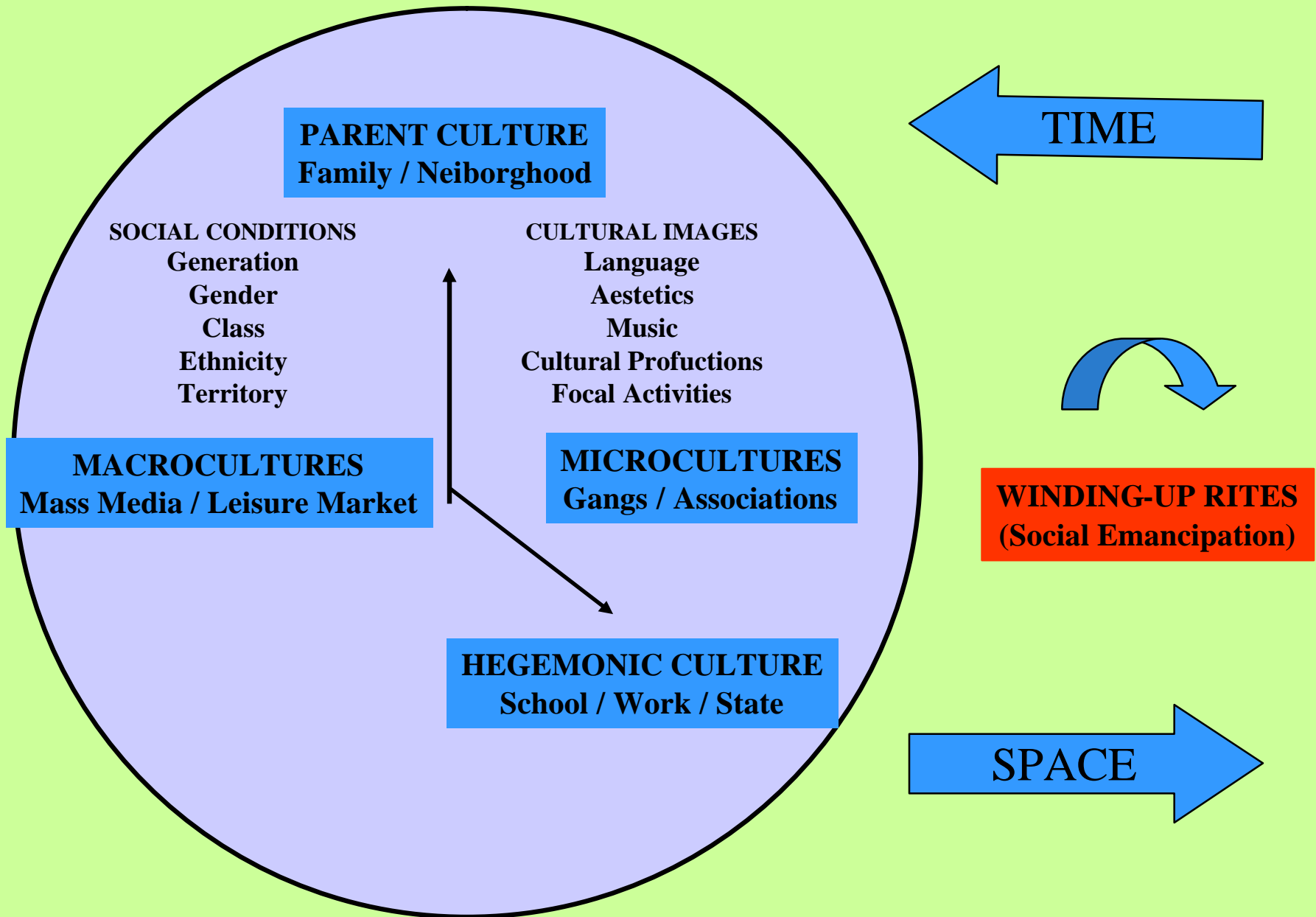
# 1. The Hourglass



# The Hourglass

**CYCLICAL TIME**  
**LOCAL SPACE**  
**POSTFIGURATIVE CULTURE**  
**SOCIAL REPRODUCTION**  
**“ORGANIC” YOUTH**

# The Mechanical Clock



# The Mechanical Clock

**LINEAR TIME**  
**NATIONAL SPACE**  
**COFIGURATIVE CULTURE**  
**SOCIAL EMANCIPATION**  
**“MECANICAL” YOUTH**

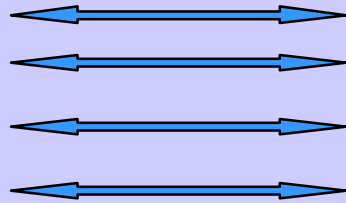
# The Digital Watch

## SOFTWARE (CULTURAL IMAGES)



**ACCESS CODE**  
Inclusion / Exclusion

TRIBES (Word)  
EMPIRES (Access)  
FLUX (Excel)  
RAVES (Games)  
NETWORKS (Explorer)



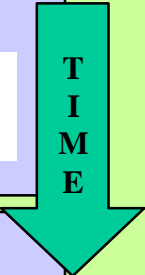
**MICROCULTURES**  
Intranet

**MACROCULTURES**  
Internet

**INICIALIZATION**  
Reset/ Suspension

**HOLOSECTION RITES**

**VIRTUAL MEMORY**  
Life History



## HARDWARE (SOCIAL CONDITIONS)

**RAM MEMORY**  
Social History

Micro-Generations  
Under-Classes  
Trans-Sexuals  
Inter-Ethnicities  
Hiper-Spaces

**HEGEMÓNIC CULTURES**  
Hiper-powers

**PARENT CULTURES**  
Tele-homes

# The Digital Watch

**DIGITAL TIME**  
**GLOBAL SPACE**  
**PREFIGURATIVE CULTURES**  
**SOCIAL NOMADISM**  
**“VIRTUAL” YOUTH**

# The SICIA in 3 steps

- Biannual Report on Infancy and Families (2002)
  - Municipality of Barcelona
- Panel on Infancy (2004)
  - Autonomous Government of Catalonia
- Childhood in Numbers (2006)
  - Spanish Ministry for Social Affairs

# SICIA as Cooperative Research

- SICIA is a **collective work**,
- in a team, based on a **single theoretical concept** of infancy and the family
- and uses a **common methodology** for producing all of the indicators.

# Objectives

- To offer society a **System of Key Indicators** that can show information about infancy and families in a continued way.
- **To evaluate the quality of life** of children between 0 and 17 years of age and families in Catalonia and Spain to increase the knowledge and understanding of this reality.
- To establish comparisons on a territorial and temporal level
- **To detect the needs** of infants and families in a continued way over time, with special attention to new trends, emerging needs and future scenarios.
- **To guide policies** aimed at this sector of the population, evaluating their adequacy for the needs detected.

# METHODOLOGY

- The exploitation of existing statistical data and secondary sources
- The establishment of agreements and conventions for collaboration with centres that produce data
- The exploitation and creation of primary sources.

# *1. The exploitation of existing statistical data*

- Official data: data from the statistics and surveys regulated by the 1997-2000 Legislative Plan for Spain. This is data managed by the INE (Instituto Nacional de Estadística) or by the different ministries and secretariats responsible. We are also referring to data managed by Councils, Autonomous Communities and European data.
- Other stable data: periodical and trustworthy surveys.
- Other non-stable surveys, but with relevant information.
- Complementary sources (reports, research projects, quantitative and qualitative studies, etc.)

## *2. The establishment of agreements and conventions*

- Collaboration with different data production centres
- These institutions should not be mere transmitters of data, but rather genuine collaborating agents, who are implied in the process of producing and creating the System of Infant Indicators
- Agreements

### *3. The exploitation and creation of primary sources*

- Analysis of the intentions of public policies, programmes and services on a local level.
- Comparison with European recommendations and policies
- Creation of our own Instruments or adaptations of those already in existence.

# The SICIA System

- Socio-demography
- Family
- Family Policies
- Education
- Work
- Health
- Cultural Identities and ICT
- Social Exclusion
- Gender
- Migration

# 1. Socio-demography

1. Population 0-17 sex and age
2. Index of juvenile dependency
3. Births
4. Present fecundity rate
5. Gross birth rate
6. Average age of maternity
7. Births by age of mother
8. Births out of wedlock by age of mother
9. Births in second or later marriages

## 2. Family

1. Population 0-17 by age groups and type of household
2. Population 0-17 by age groups and type of family nucleus
3. Population 0-17 by age groups and type of household
4. Households with population of 0-17 years by number of people.
5. Children by age groups and type of family nucleus
6. Married nuclei with children 0-17 by number of children
7. Nuclei with established partners with children 0-17 by sexual orientation of couple and number of children
8. Single parent nuclei 0-17 by sex of progenitor and number of children
9. Single parent nuclei 0-17 by sex and age groups of progenitor
10. Single parent nuclei 0-17 by age groups of children and sex of progenitor

# 3. Family Policies

## Social protection

1. Expenditure on family allowance as a percentage of Gross National Product
2. Public expenditure in monetary transfers to families. Percentage of direct financial subsidies with respect to GDP.
3. Public expenditure on family services. Percentage with respect to GDP.
4. Public expenditure on old people of more than 65 years. Percentage with respect to GDP.
5. Social subsidies for the family and children.
6. Use of maternity subsidies with respect to number of births per year.
7. Use of maternity leave with respect to births per year.
8. Coverage level of subsidies for children under guardianship.

# 3. Family Policies: social exclusion

9. Poverty risk rate after social transfers for population aged 0 to 16 years
10. Poverty risk rate after social transfers by type of home
11. Children of 0 to 17 years that live in a home where no member is employed
12. Persistent poverty rate by age groups and sex
13. Incidence of poverty and persistent poverty by age groups and sex
14. Percentage distribution by age groups of non-poor people, poor people, and persistently poor people
15. Households according to difficulties to cover costs by composition
16. Households according to capacity for saving by composition

# 4. Education

## Schooling

1. Pupils according to stage of education and type of centre
2. Infant, primary and secondary pupils by type of centre
3. 3. First cycle infant education pupils (0-3 years) by age groups and type of centre
4. 4. Primary education pupils (6-11) by type of centre
5. 5. Obligatory secondary education pupils (ESO) (12-16 years) by type of centre
6. **Post-obligatory secondary education pupils by type of studies (Professional Training or University Entrance)**
7. 7. School rate of first cycle infant education (0-3 years)
8. 8. Infant care centres by type of centre
9. 9. Offer of places and unmet demand in the first cycle of infant education (0-3 years) by type of centre

# 5. Transition from School to Work

1. Population of 16 years that has worked at any time during the last year (2004):
2. Population of 16 and 17 years by activity / inactivity (distinguish between students and non-students):
3. Unemployed population of 16 to 17 years:
4. Population of 16 and 17 in employment:

# 6. Health and Quality of Life

5. Mortality by sex, age groups, and main diagnostic causes
6. Mortality for external causes by sex, age groups and types of cause
7. **Main cause of hospitalisation by sex, age groups and diagnostic cause**
9. Illnesses of obligatory declaration by sex and age groups
13. Declared AIDS cases by sex and age groups

# 7. Identity and Cultural Consumption

## Material culture

1. Cinema attendance at least one time a year by age groups, frequency and level of family income.
2. **Regular TV viewing by sex, age groups and frequency.**
3. Regular radio listening by age groups and frequency.
4. Purchase or rental of video or DVD movies by sex, age groups, social class and number of movies
5. Use of videogames and other apparatus by sex, social class, frequency of play and apparatus.
6. Magazine readership by age groups, title, and level of family income.
7. **Book readership by books, sex, age groups and frequency**

# Identity 2

## **Corporal culture**

8. Sports activities performed during the last 30 days by sex, age groups, social class and types of activities.

## **Leisure culture**

9. Leisure activities performed during last 30 days by sex and age groups.
10. **Availability of leisure time by sex and age groups.**

## **Musical culture**

11. Attending concerts by sex, age groups and frequency
12. People that have purchased audiovisual material during the last 3 months by age groups and level of family income

# Digital Culture

13. People with mobile telephones by age groups and level of family income.
14. Use of mobile telephone for different functions among young people aged 15 to 29 years.
15. Use of computer by sex, age groups and social class
16. People who accessed Internet during the last year by sex and age groups.
17. Use of Internet during the last year by sex, age groups and frequency
18. Place for accessing Internet by sex, age groups and social class.
19. Activities performed using Internet by young people.

# 8. Poverty and social exclusion

## Poverty

1. Relative poverty
2. Persistent poverty

## First aid

3. Population cared for by first aid social services by sex
4. Infant population cared for by first aid social services by sex, age.

## Specialised care

5. Infant population cared for by EAIA by sex and age groups
6. Infant population cared for by EAIA by technical situation
7. Resources and professionals for specialised care

# Juvenile Delinquency

## **Juvenile Justice**

13. Young people from 14 to 18 years in internship by type of measure, age

12. Young people under care of different Juvenile Justice programmes by age and sex and type of crime or delinquency committed.

14. Young people from 14 to 18 years under measures of open environment by measure, age, sex and type of crime or delinquency committed.

## **Bad Treatment and Violence**

15a. Against young boys and girls

15b. Between peers (Bullying, gender violence between adolescent couples...)

15c. Against adults (by boys and girls)

# 9. Gender (Transversal)

## **Employment market**

1. Activity rate. By sexes and age groups.
2. Unemployment rate. By sexes and age groups.
3. % temporary work. By sexes and age groups.
4. Average wage by worker. By sexes and age groups.

## **Politics**

5. Members of youth associations.
6. % of members of youth associations in management positions. By sexes.

## **Education**

7. Gross rate for access to Second Stage secondary education. By sex and qualifications.
8. First and second cycle university entrance pupils by modality. By sexes
9. Pupils enrolled for Medium Level training cycles. By sex and type of cycle.
10. Pupils enrolled for Higher Level training cycles. By sex and type of cycle.
11. Distribution by sex and types of studies. By universities.
12. Gross rate of population graduating by education and qualification. By sexes.

# Gender 3

## **Health**

19. Incidence of eating disorders. By sexes
20. Psychological disorders. By sexes.
21. Use of the day after pill.

## **Gender related violence**

22. Number of denunciations for sexual aggression among young people.
23. % women mistreated that refer to violence at the start of a relationship.

# 10. Immigration (Transversal)

## Demography:

1. Population 0-17 by sex, age groups and nationality
1. Births by age and birthplace of the mother

## Family - Nuclei:

2. Population 0-17 by nationality and single parent type of nucleus
3. Population 0-17 by nationality and marriage type of nucleus
4. Population 0-17 by nationality and established partnership type of nucleus

## Family - Households:

5. Population 0-17 by nationality and dimension of household
6. Population 0-17 by nationality and type of household

# Immigration 2

## **Family - Characteristics of head of household:**

7. Population 0-17 by link to parents and place of birth of the head of household
8. Population 0-17 by place of birth of the head of household and professional category of the head of household
9. Population 0-17 by place of birth of the head of household and professional situation of the head of household

## **Housing:**

10. Population 0-17 by place of birth of the head of household and housing facilities and services
11. Population 0-17 by place of birth of the head of household and type of tenancy of the house

## **Education:**

13. Foreign students by sex, nationality, stage of education and title of the centre
14. Evaluation of Policies, Programmes and Services

<b>CLUSTER</b>	<b>UN</b>	<b>CIIMU</b>	<b>Catalan Youth Observatory</b>
		Demography	Popul. / Family
<b>I. GLOBAL ECONOMY</b>	Globalization		
	Education	Education	Education
	Employment	School - Work	Work
	Hungry & Poverty	Social Exclusion	Social Cohesion
<b>II. CIVIL SOCIETY</b>	Environment		
	Leisure	Leisure and	Culture
	ICT	Digital Culture	
	Participation		Participation
	Intergenerational	Family	
<b>III. WELL-BEING</b>	Health, AIDS, Drugs	Health	Health
	Delinquency	Social Exclusion	
	Women	Gender	
	Armed Conflict	Policies	Housing

# Conclusions

- From Western to World Indicators
- From General to Synthetic Indicators
- From Primary to Tertiary Indicators
- From Quantitative to Qualitative Indicators