

GALLUP WORLD POLL

And Migration

November 2007

Gerver Torres

The World Poll

- Annually polling 95% of the Earth's adult population
- Conducted in 130 countries and territories
- Largest available independent source of key world data
- Same core questions asked across nations and over time
- Rigorous measurement methodology
- Nationally representative data - includes both urban and rural areas
- Samples of at least 1,000 adults per country




To know how we are doing...

Gallup has created eight indexes to better understand how the world fares on key subjective aspects of success...

- Leadership
- Law & Order
- Food & Shelter
- Work
- Economy
- Health
- Wellbeing
- Citizen engagement

Working on some others, including a migration index

And a monitor for quick, easy access to data



Afghanistan World

World Path Scatter Graph

add to country list
remove from list

Help

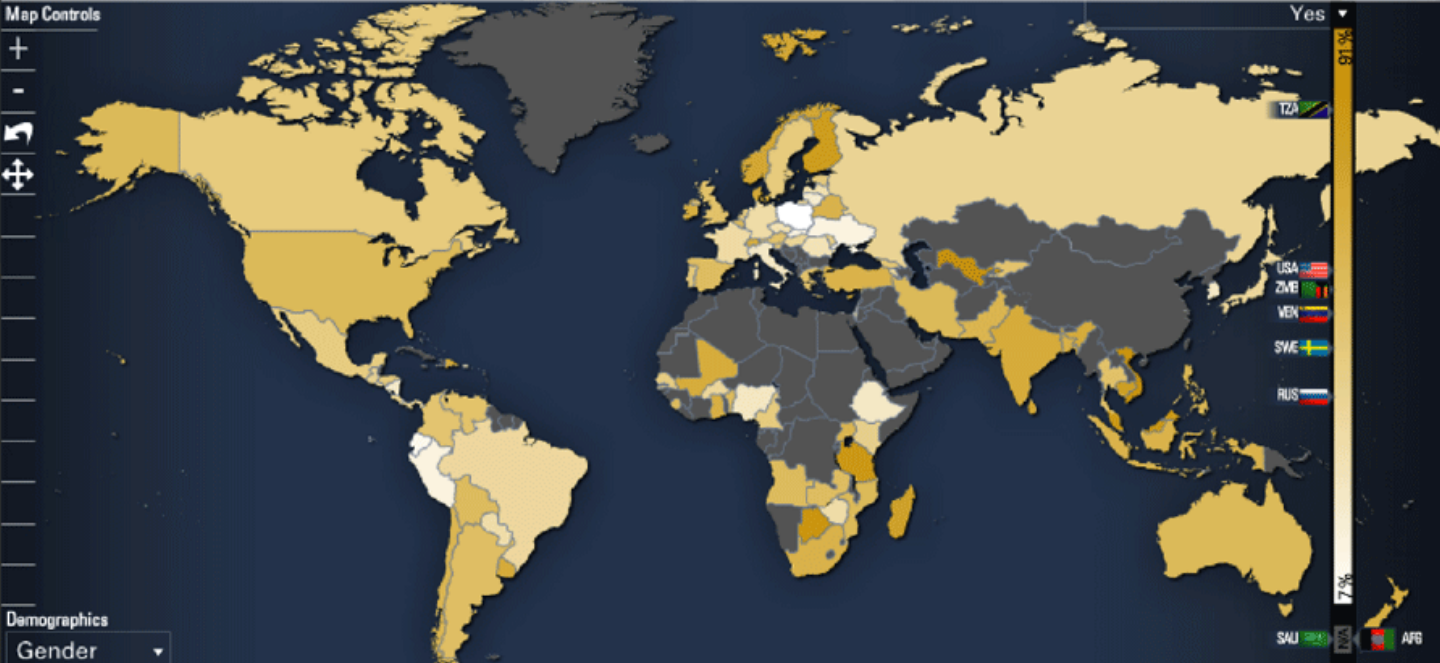
2006

World Path

Leadership

- National Government
- Educational System
- City Leadership
- Public Transportation System
- Roads and Highways
- Quality of Air
- Quality of Water
- Place to Make Friends
- Quality Healthcare
- City Beauty
- City Cleanliness
- Efforts With the Poor
- Increase Jobs
- Reduce Prejudice
- The Military

Map Controls



Demographics

Gender

	Male	Female
Yes	No Demographic Data	
No		
(DK)		
(Refused)		

Saudi Arabia World Path

Saudia' optimism shines in Middle East

Wed. 9.6.2006

Special Report!

Islam and Democracy

Wed. 9.7.2006

Turkey World Path

Ready for EU accession?

Wed. 9.6.2006

Jordan World Path

Jordanians feel safe, secure

Wed. 9.6.2006

In this country, do you have confidence in each of the following or not? How about national government?

Subjective Well-being is a Major Theme

Limitations of traditional indicators:

“Quality of life—human happiness—is determined by many other things than physical goods and services. Even the alternative economic measures of standard of living and discretionary income do not take these factors into account” Wikipedia

That conclusion has led to the creation of alternative indicators:

- Human Development Index (HDI)
- Genuine Progress Indicator (GPI)
- Gross National Happiness (GNH)

A key question in the wellbeing index

“Please imagine a ladder with steps numbered from 0 at the bottom to 10 at the top. Suppose we say that the top of the ladder represents the best possible life for you and the bottom of the ladder represents the worst possible life for you. On which step of the ladder do you feel you personally stand at the present time?”

Good News

- People around the world are faring well.
- They are doing better than 5 years ago.
- They expect to do even better in the future.

Well-being Yesterday, Today, Tomorrow

5 -

Today

5 +

Region	Mean	St D
Lat America	5.70	2.72
Africa	4.08	2.21
Asia	4.17	2.20
Europe	5.77	2.24
G8	6.12	2.27
World	4.72	2.40

Region	Mean	St D
Lat America	6.29	2.38
Africa	4.47	2.02
Asia	5.02	2.01
Europe	6.01	2.18
G8	6.68	1.96
World	5.37	2.18

Region	Mean	St D
Lat America	7.90	2.49
Africa	6.61	2.54
Asia	6.64	2.22
Europe	6.61	2.55
G8	7.33	2.34
World	6.85	2.35

Of course, there is high variability...in general satisfaction

<u>Satisfied Nations</u>		<u>Dissatisfied Nations</u>	
■ Denmark	8.02	Cambodia	3.57
■ Finland	7.67	Chad	3.43
■ Switzerland	7.47	Benin	3.33
■ Netherlands	7.46	Togo	3.20

And high variability regarding specific issues...

Percentages

■ Gone Hungry (Switzerland – Chad)	.01	75
■ Count on someone to help (United Kingdom-Togo)	98	44
■ Have a health problem (UAE – Moldova)	12	43
■ Feel safe walking alone (UAE – Chad)	95	24

High variability

	Percentage	
■ Treated with respect (Portugal – Nepal)	97	35
■ Sadness (Armenia – Myanmar)	41	.04
■ Depression (Ethiopia – Mauritania)	50	.02
■ Boredom (Morocco – Netherland)	50	.07
■ More days like yesterday (Kuwait – Georgia)	86	34

GDP Seems to Explain a Lot at country level

Log GDP per capita and the ladder:

$$r = .83$$

Questions on Migration

There are 16 direct questions on migration in the World Poll:

- Ideally, if you had the opportunity, would you like to move permanently to another country, or would you prefer to continue living in this country?
- To which country would you like to move? (Open ended and code)
- Have any members of your household, aged 15 to 60, gone to live in a foreign country permanently or temporarily in the past five years?
- For the person who went most recently, what was the highest level of his/her education?
- In which country does/did he/she live?
- Does this household receive monetary aid or remittances from relatives living outside of the country on a regular basis?

Questions on Migration

- Approximately, how much money in [local currency] does this household receive from relatives living abroad per month?
- If for some reason your household stopped receiving these remittances, what would it prevent you or your family from doing?
- Do you personally know of someone who is planning to move out of [country] in the next 12 months, or not?
- Do you personally know of someone who was living outside of [country] and returned in the past 12 months, or not?
- Do you have relatives or friends who are living in another country whom you can count on to help you when you need them, or not?
- Were you born in this country, [country], or not?

Questions on Migration

- Do you have relatives or friends who are living in another country whom you can count on to help you when you need them, or not?
- In which country, or countries, do they live?
- In the next 12 months, are you likely or unlikely to move away from the city or area where you live?
- Is the city or area where you live a good place or not a good place to live for immigrants?

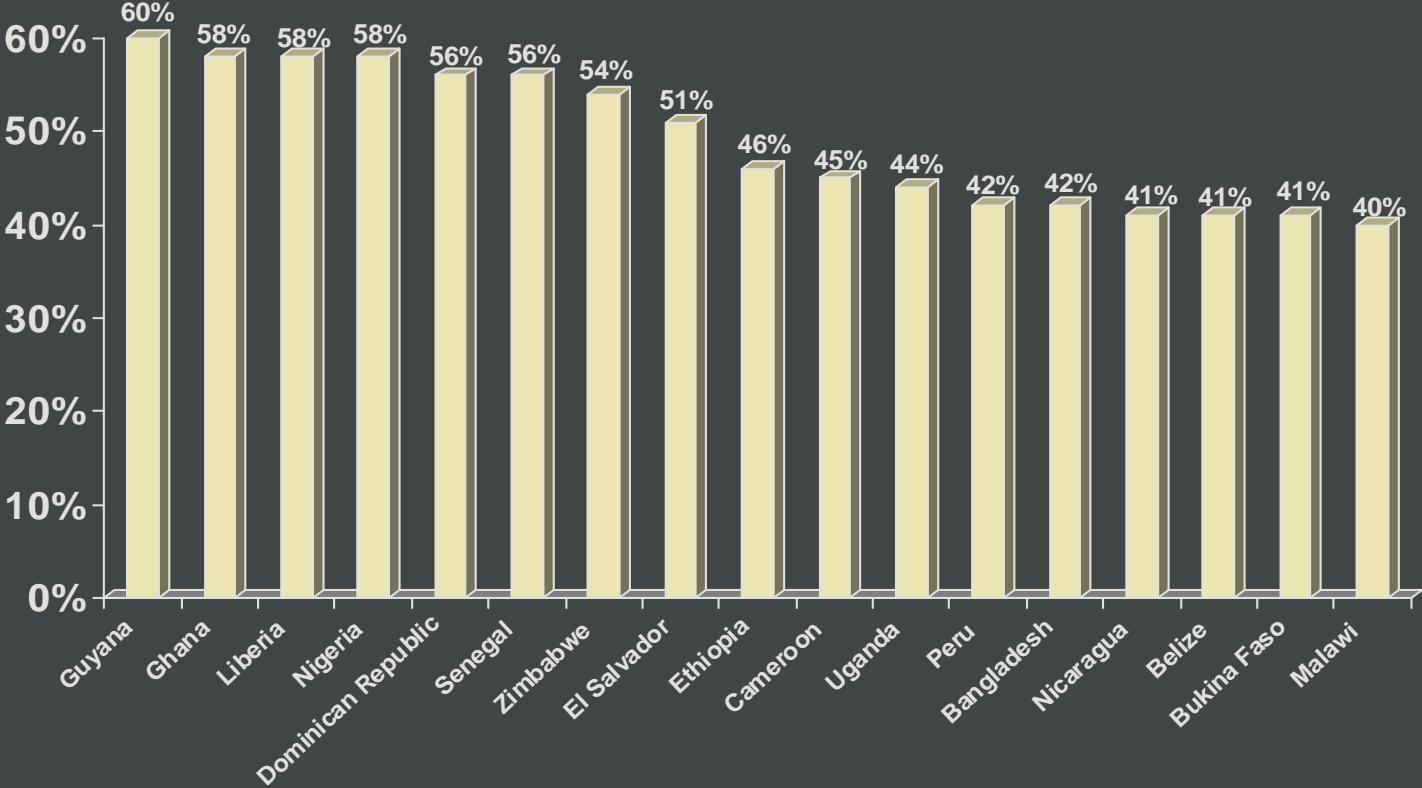
Questions in the Works

- What is the single most important reason why you would like to move to another country?
- What would need to happen for you to call off your move/ stay in your country?
- If your country stopped receiving family remittances what would it prevent you from doing or buying?
- When you think about your adaptation to the country where you would like to move, what does your future life look like? Would you say it will be very hard, somewhat hard or not hard at all for you to adapt to life in that country?

Countries with High Desire to migrate (40%-60%)

Ideally, if you had the opportunity, would you like to move permanently to another country, or would you prefer to continue living in this country?

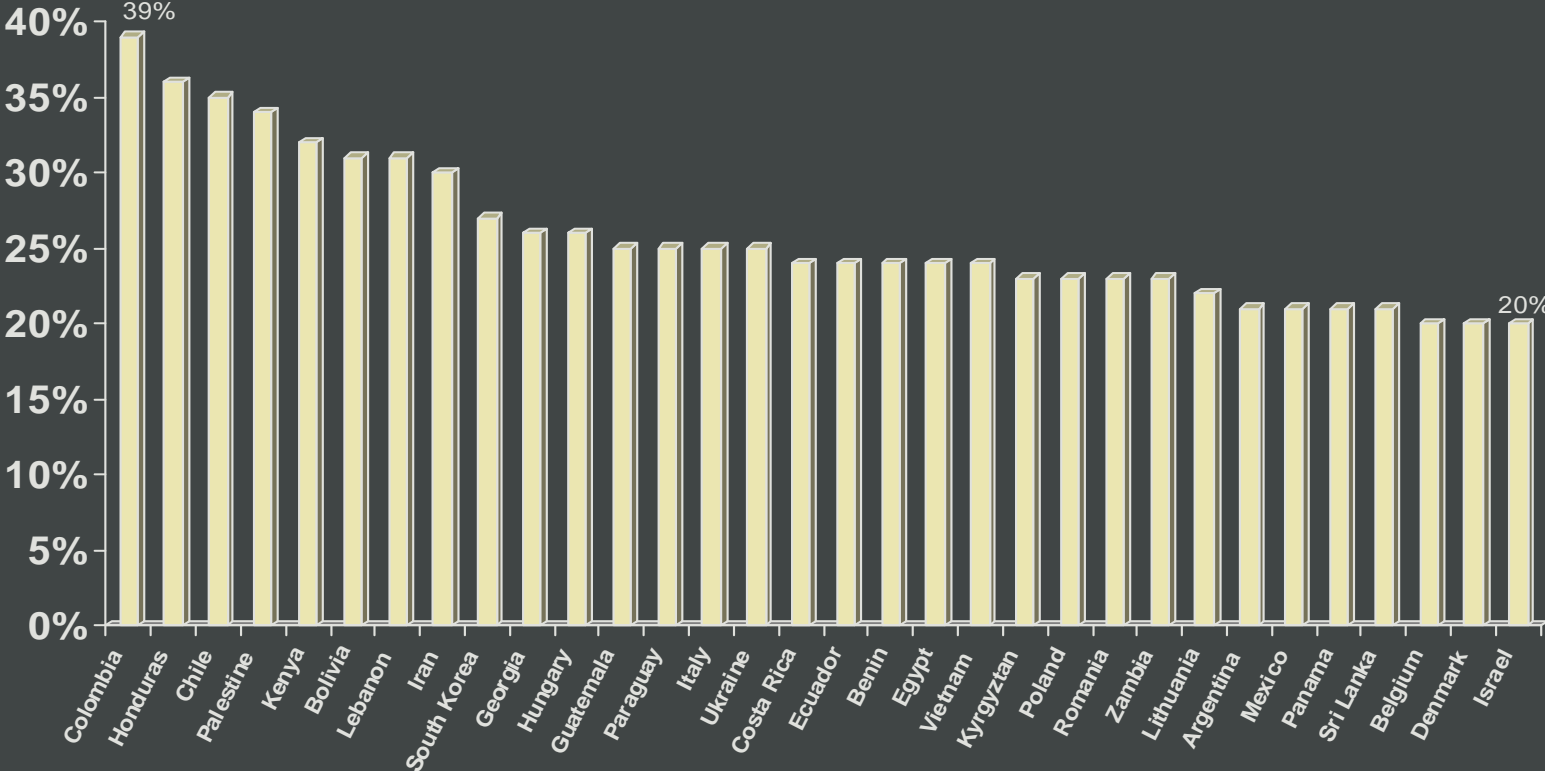
(% would move)



Countries with Medium Desire to Migrate (20%-39%)

Ideally, if you had the opportunity, would you like to move permanently to another country, or would you prefer to continue living in this country?

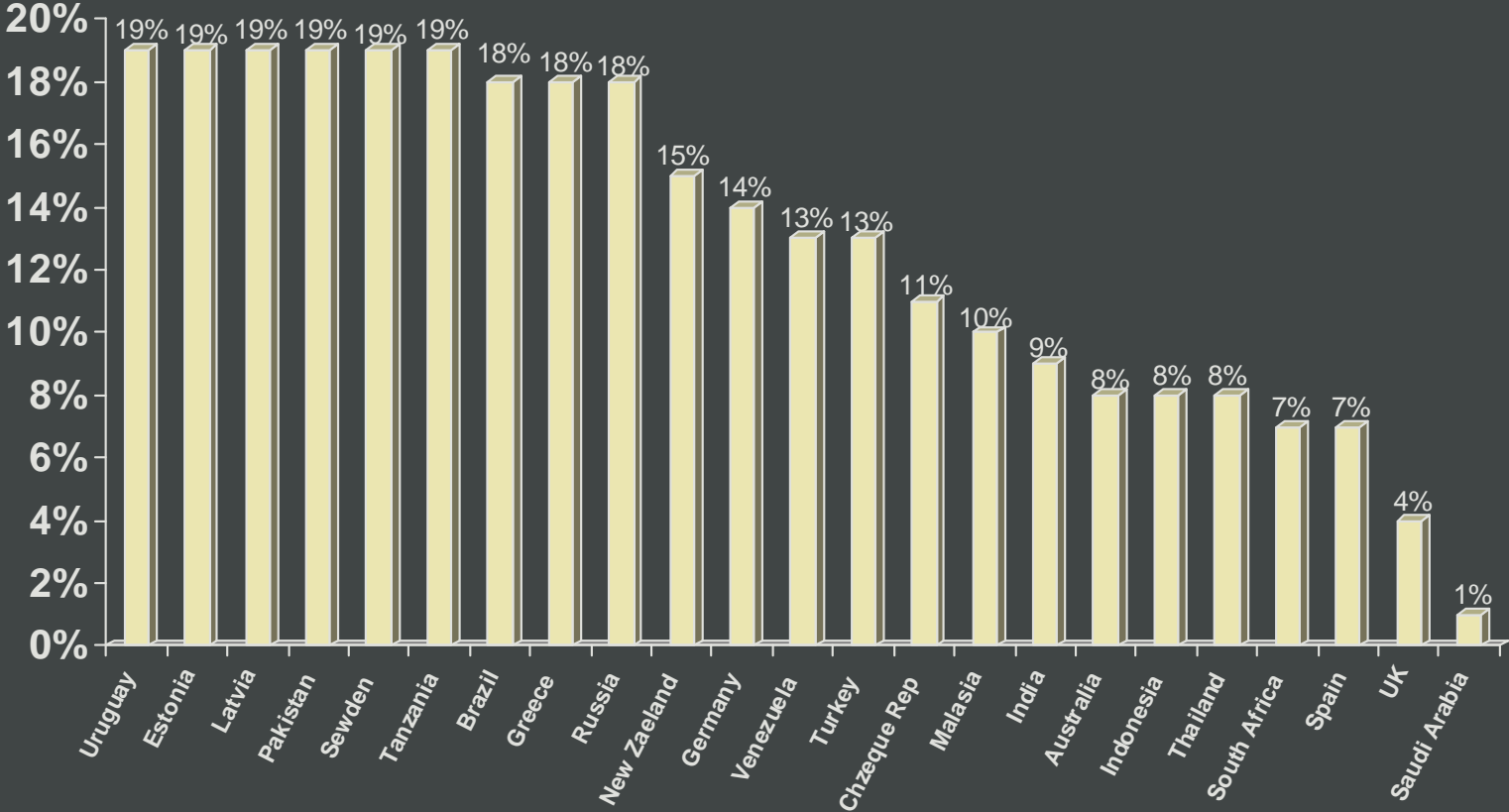
(% would move)



Countries with Low Desire to Migrate (1%-19%)

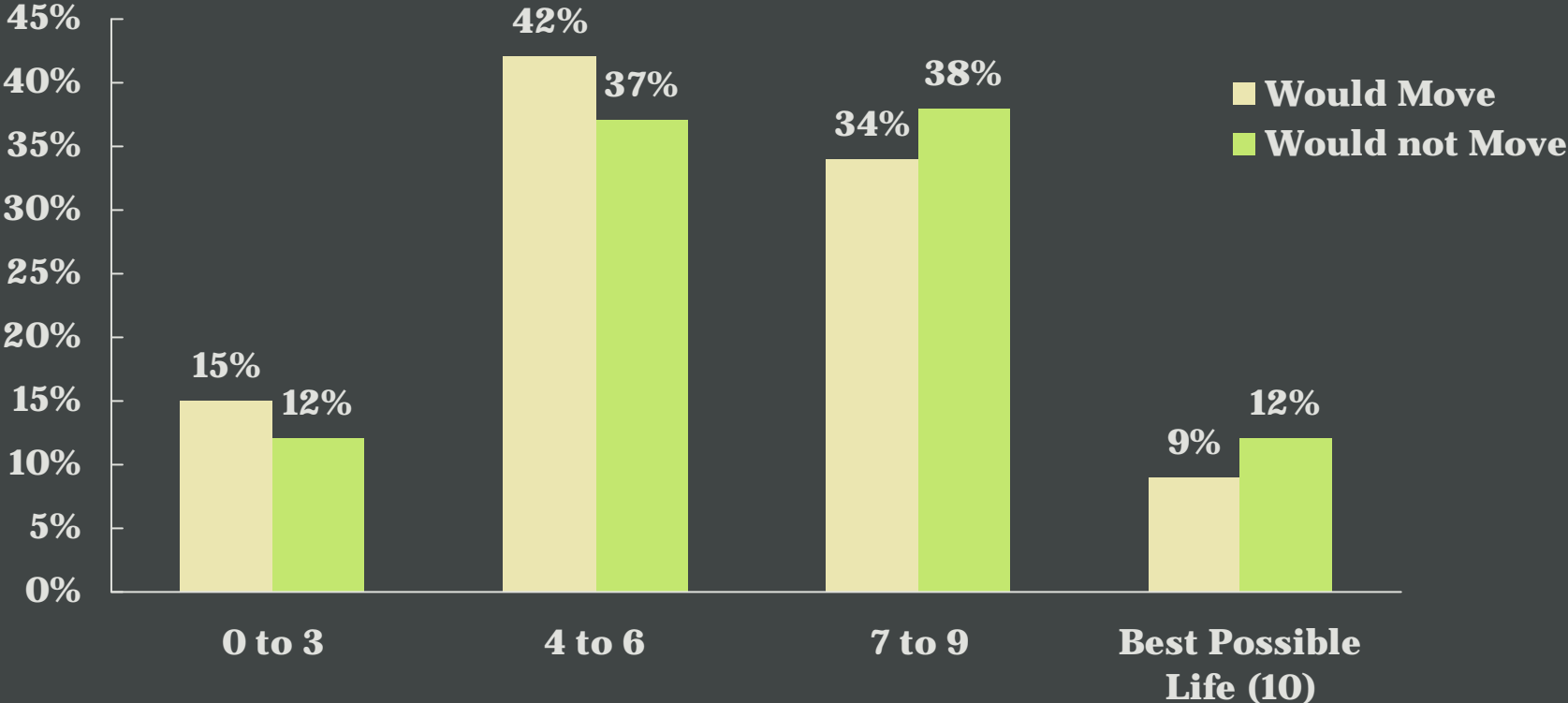
Ideally, if you had the opportunity, would you like to move permanently to another country, or would you prefer to continue living in this country?

(% would move)



Latin Americans Who Wish to Migrate are Slightly Less Satisfied with Their Lives Than Those Who Wish to Stay

“Imagine a ladder in which “0” is the worst possible life for you and 10 is the best possible life for you. Where do you stand today?”



“Ideally, if you had the opportunity, would you like to move permanently to another country, or would you prefer to continue living in this country?”

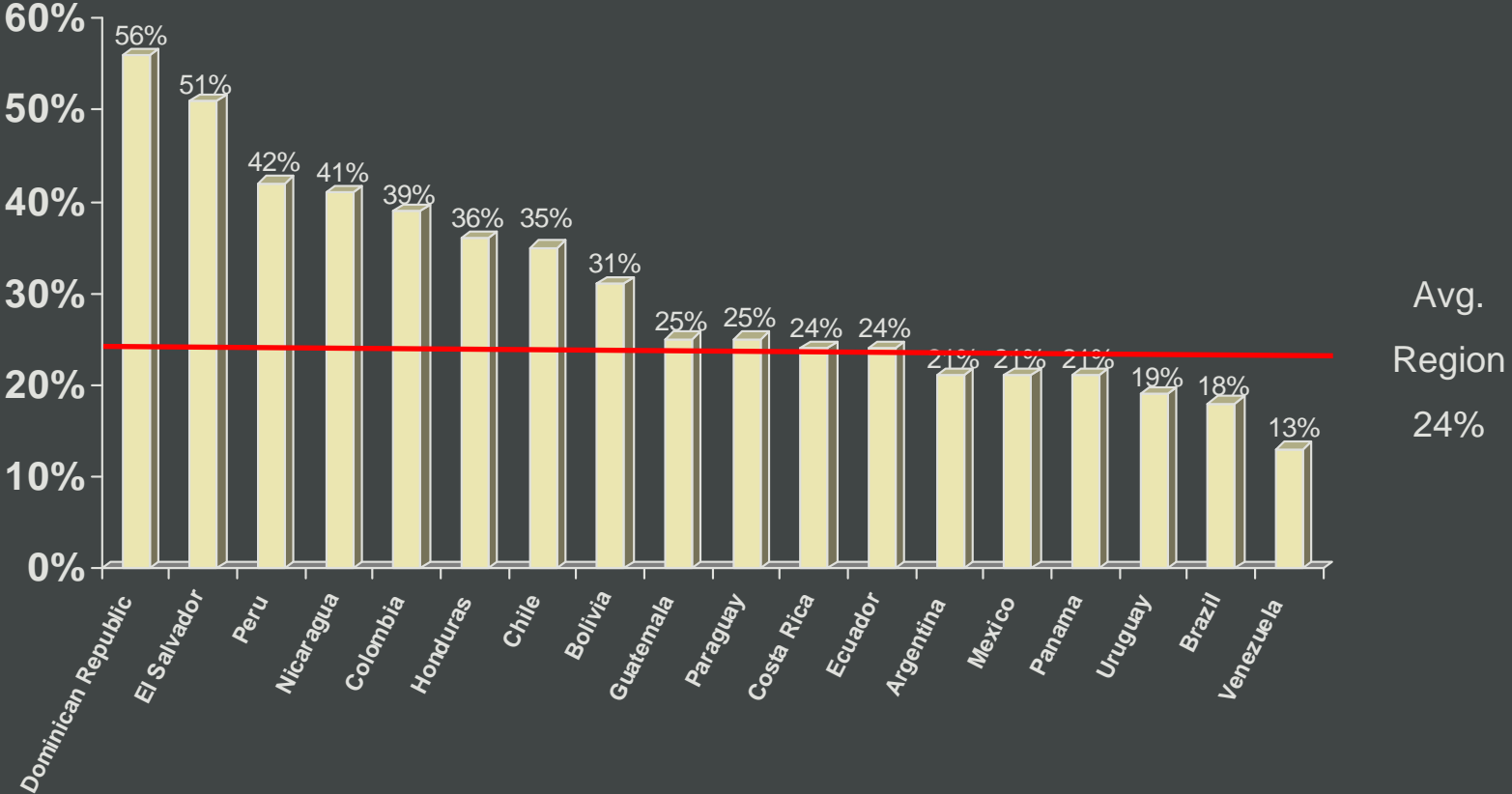
Migration in Latin America

	%	MM
Would migrate if they could	24	144
Are planning to migrate	12%	72
Know someone with a plan to migrate	22%	132
Member of household migrated in past 5 yrs	9%	54
Household receives remittances	21%	31.5

Desire to Migrate in Latin America

Ideally, if you had the opportunity, would you like to move permanently to another country, or would you prefer to continue living in this country?

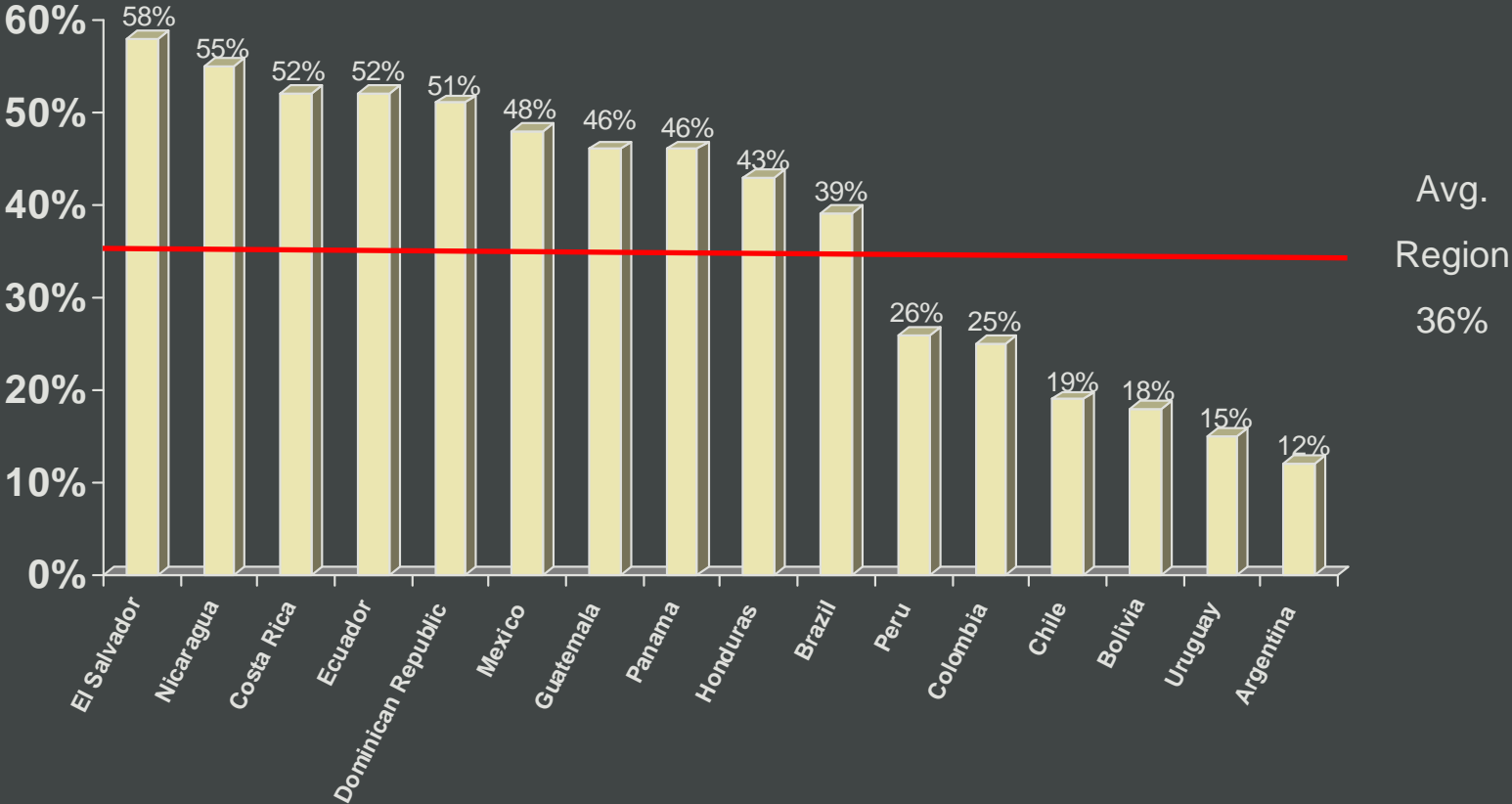
(% would move)



Not all are Heading North

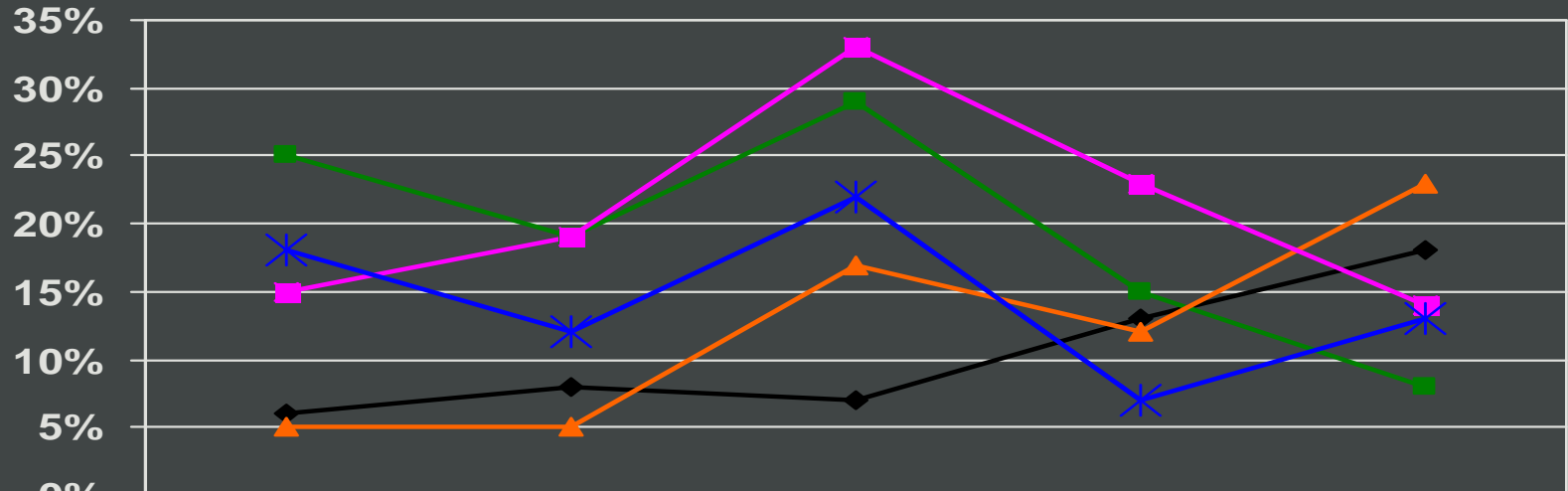
Ideally, if you had the opportunity, would you like to move permanently to another country, or would you prefer to continue living in this country? Which country would you like to move to?

(% of those who would migrate if they could who say they would move to the U.S)



Central America: A dramatic case

% Workers who Plan to Migrate in the Next 12 Months by Occupation

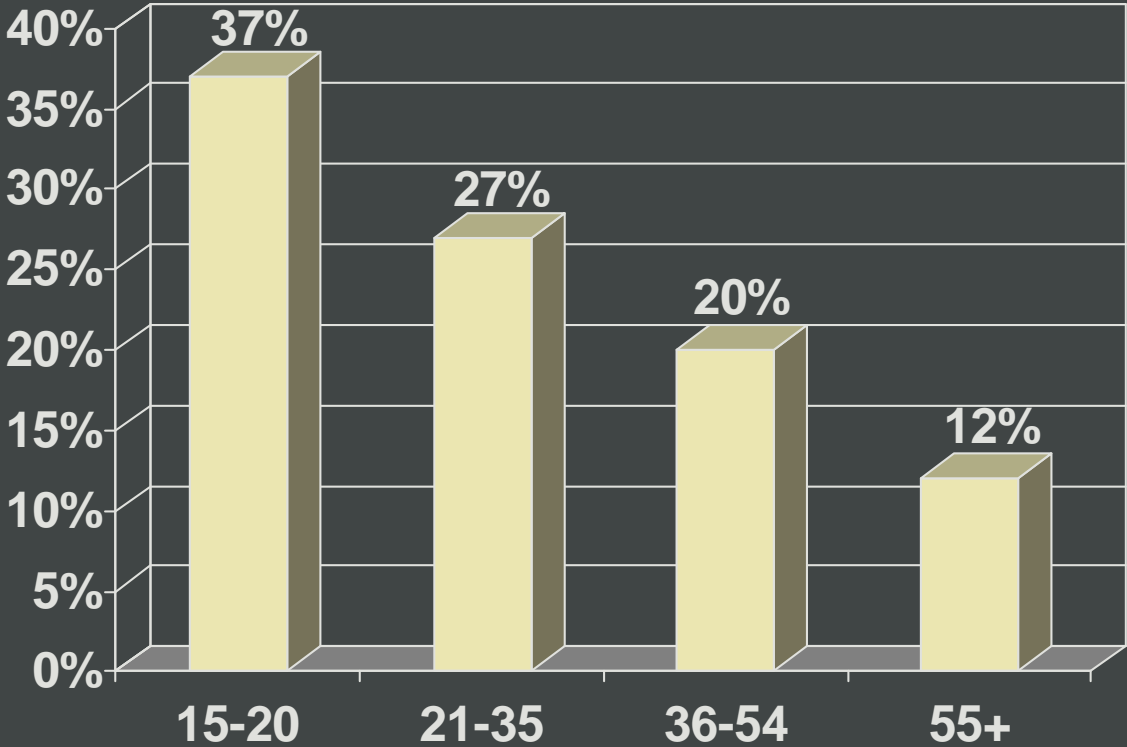


	Professionals/ Managers	Business Owners	Skilled Workers/ Machinery Operaries	Clerical/ Sales/ Service Worker	Construction/ Farming workers
—◆— Costa Rica	6%	8%	7%	13%	18%
—■— El Salvador	25%	19%	29%	15%	8%
—▲— Guatemala	5%	5%	17%	12%	23%
—■— Honduras	15%	19%	33%	23%	14%
—✕— Nicaragua	18%	12%	22%	7%	13%

Latin America's Youth on the Go

Ideally, if you had the opportunity, would you like to move permanently to another country, or would you prefer to continue living in this country?

(% would move by age group)



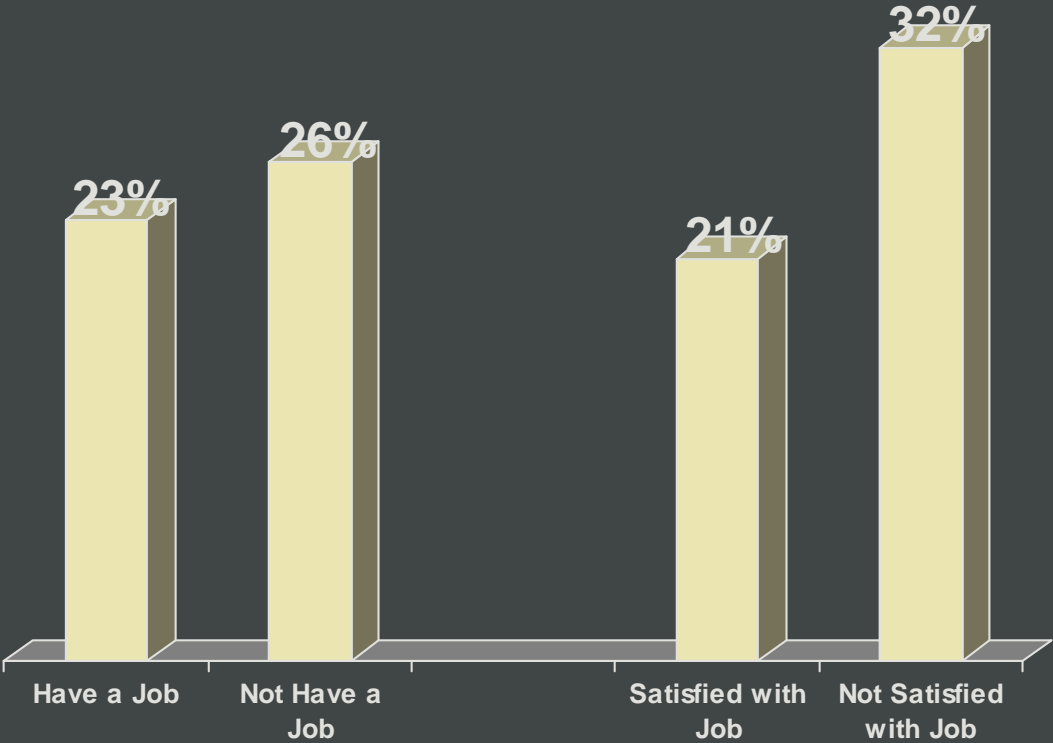
Latin Americans Who Wish to Migrate Seek Quality Jobs as Opposed to “Just Jobs”

Ideally, if you had the opportunity, would you like to move permanently to another country, or would you prefer to continue living in this country?

(% would move by Job Status and Job Satisfaction)

Do you currently have a job?

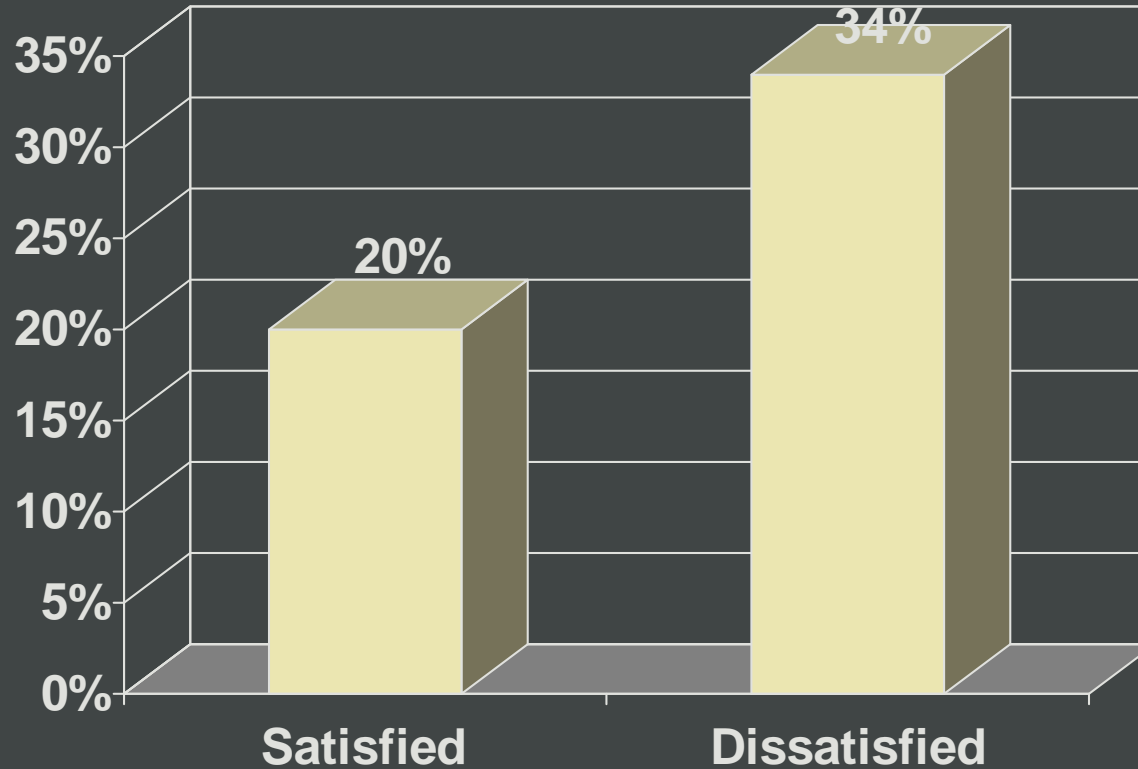
Are you satisfied with your job?



Latin Americans Who Wish to Migrate Seek Greater Personal Freedoms

Ideally, if you had the opportunity, would you like to move permanently to another country, or would you prefer to continue living in this country?

(% would move by Satisfaction with Country's Freedom)

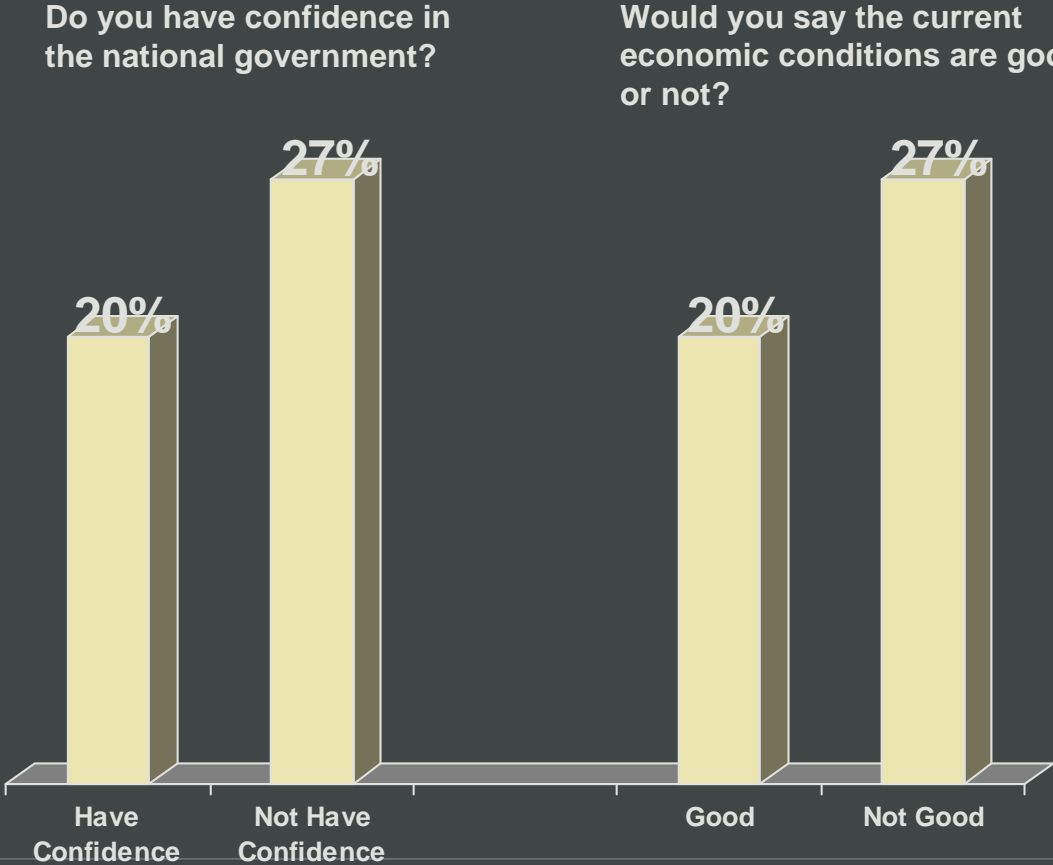


Question wording: "In this country, are you satisfied with your freedom to choose what to do with your life?"

Latin Americans Who Wish to migrate Are More Likely to Lack Confidence in their Country's Government or Economy

Ideally, if you had the opportunity, would you like to move permanently to another country, or would you prefer to continue living in this country?

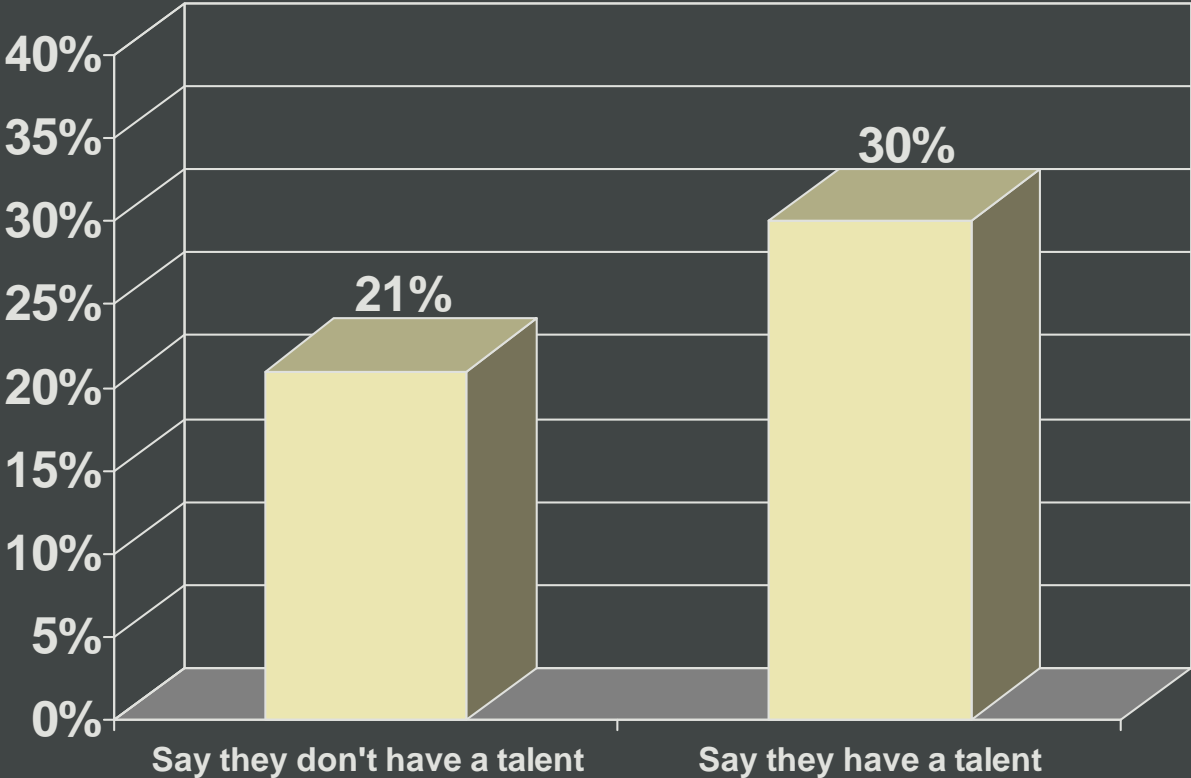
(% would move by Experience of Crime)



Latin Americans Who Wish to Migrate are More Likely to Say They Have a Talent

Ideally, if you had the opportunity, would you like to move permanently to another country, or would you prefer to continue living in this country?

(% Would Move by Belief of Having a Talent)

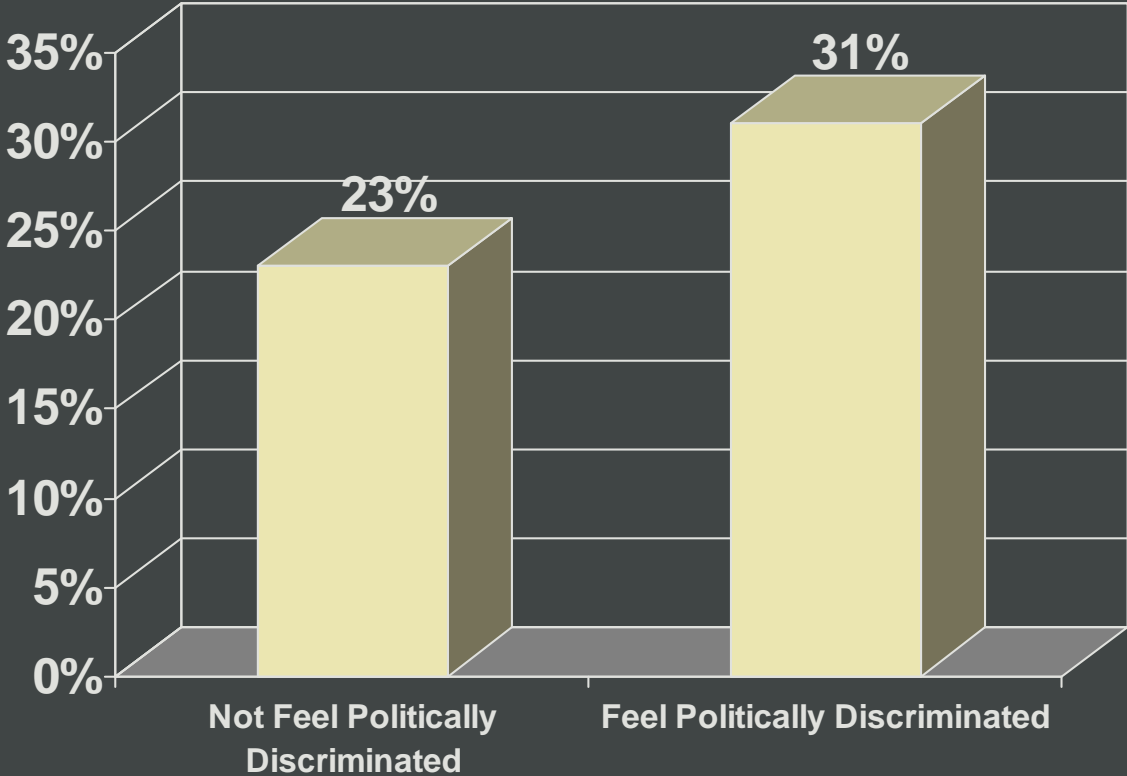


Question wording: "Do you have a talent or something you can do better than most people you know?"

Latin Americans Who Wish to Migrate are More Likely to Feel Politically Discriminated in Their Countries of Origin

Ideally, if you had the opportunity, would you like to move permanently to another country, or would you prefer to continue living in this country?

(% would move by Experience of Political Discrimination)

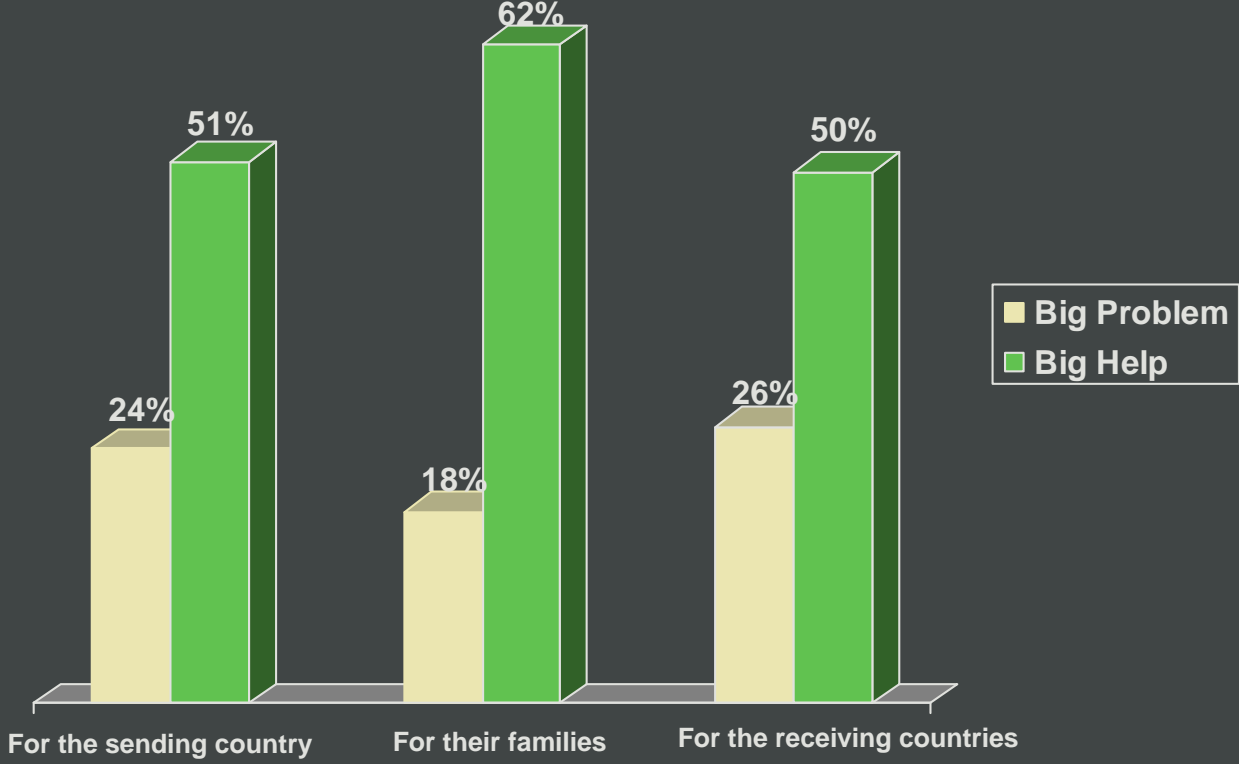


Question wording: *In the past 12 months, have you or any relative of yours been denied an opportunity to get ahead because of your political ideas?*

For Latin Americans Migration is a “Win, Win” Deal

When you think of the people who go to live in other countries, do you consider them to be a big problem or a big help for....

(% that think of migrants as problem/ help)



Gallup Organization

Gerver Torres

Managing Partner

Gallup Organization

Washington D.C

Gerver_Torres@gallup.com

Phones: 202-7153030

1-877-242-5587