

PRB

INFORM
EMPOWER
ADVANCE

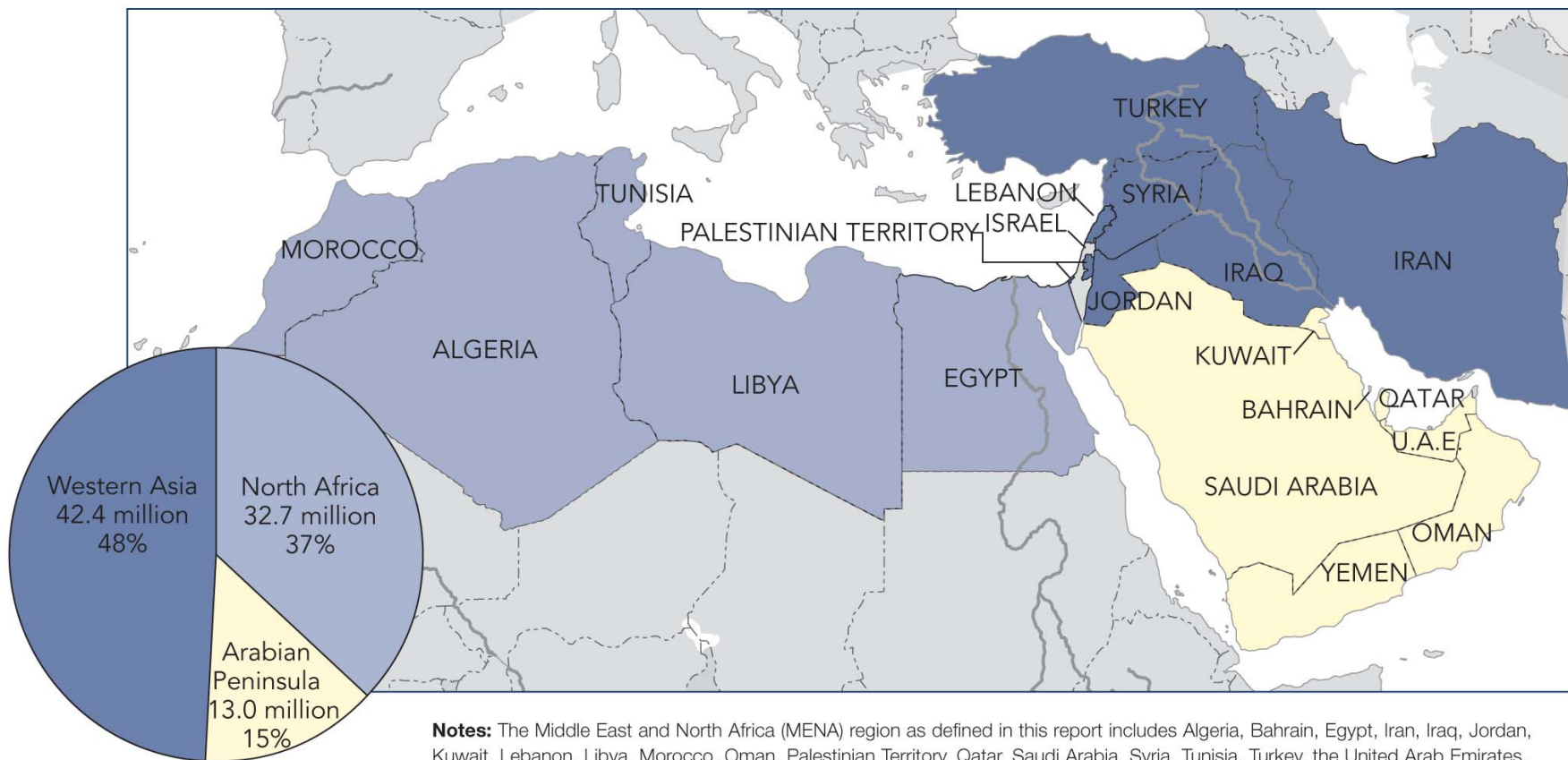
Un Youth Population & Employment in the Middle East & North Africa

PRESENTATION BY **FARZANEH ROUDI** OF THE **POPULATION REFERENCE BUREAU**

July 2011

POPULATION REFERENCE BUREAU | www.prb.org

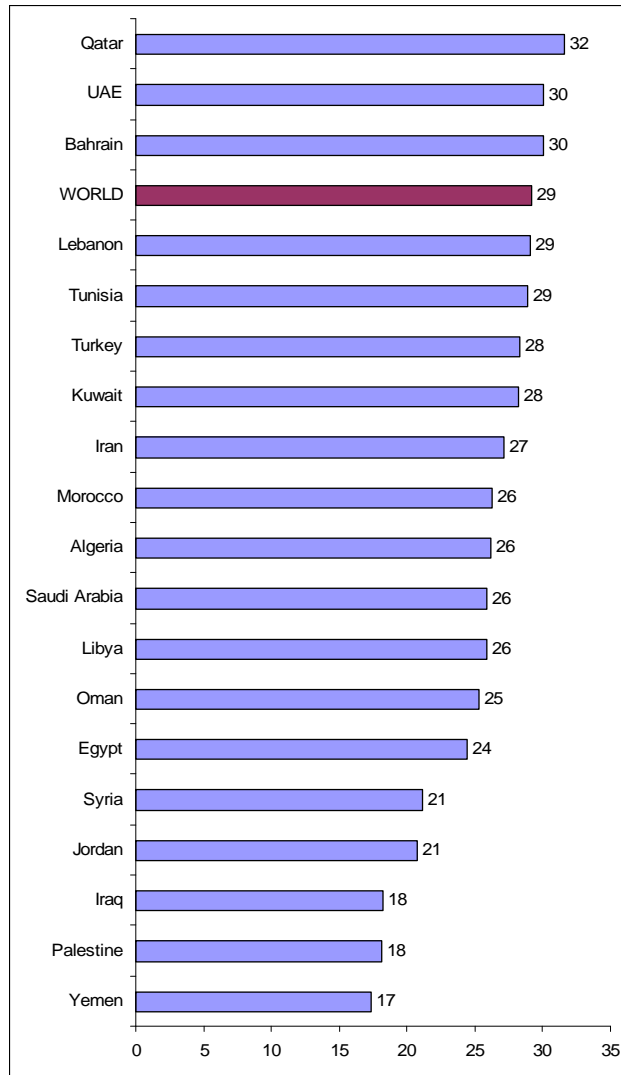
Distribution of Youth Population Ages 15-24 in the Middle East and North Africa, 2010



Notes: The Middle East and North Africa (MENA) region as defined in this report includes Algeria, Bahrain, Egypt, Iran, Iraq, Jordan, Kuwait, Lebanon, Libya, Morocco, Oman, Palestinian Territory, Qatar, Saudi Arabia, Syria, Tunisia, Turkey, the United Arab Emirates, and Yemen. Some of the country boundaries shown are undetermined or in dispute.

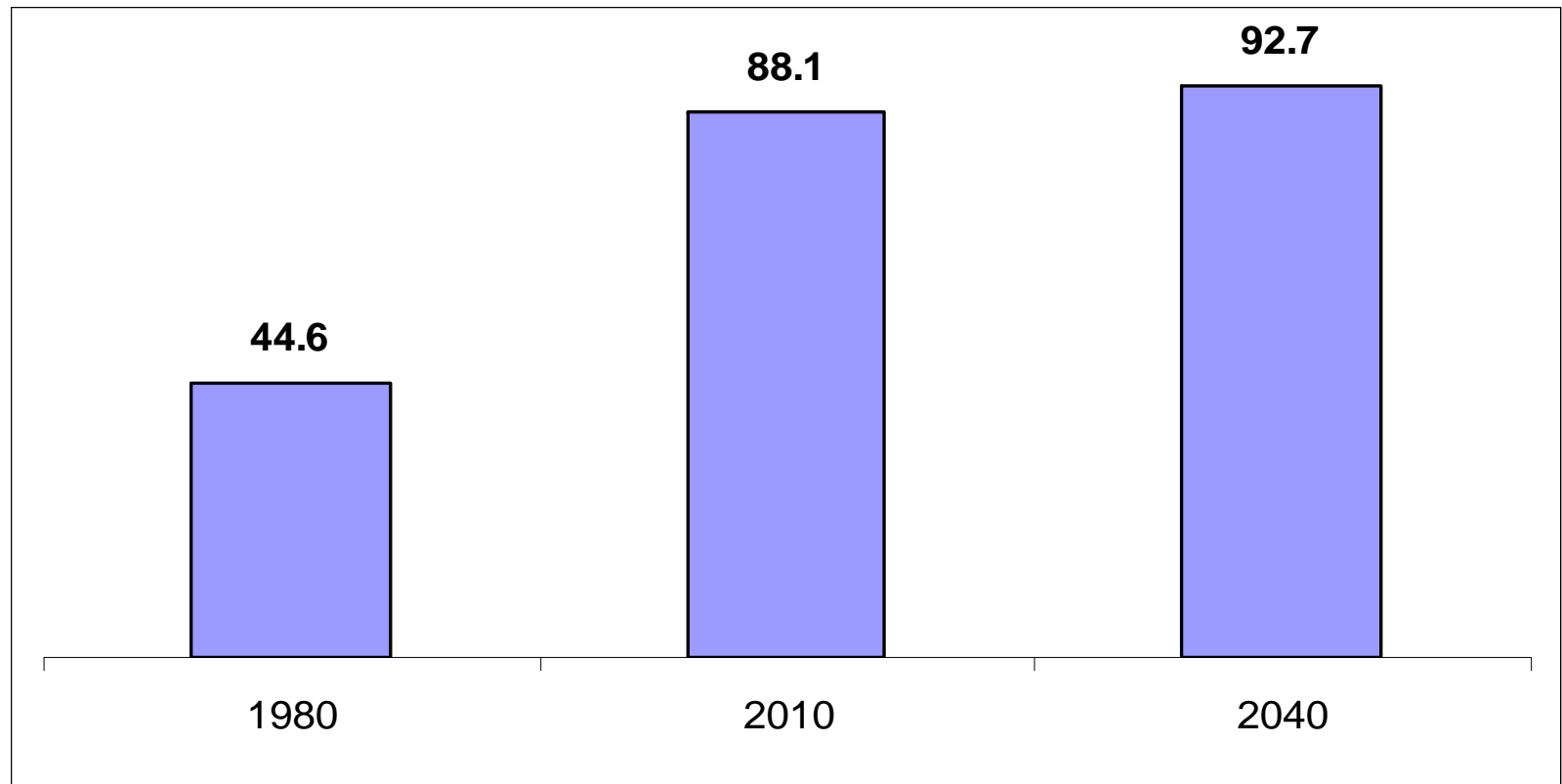
Source: United Nations Population Division, *World Population Prospects: The 2010 Revision* (New York: United Nations, 2011).

Median Age in MENA Countries, 2010

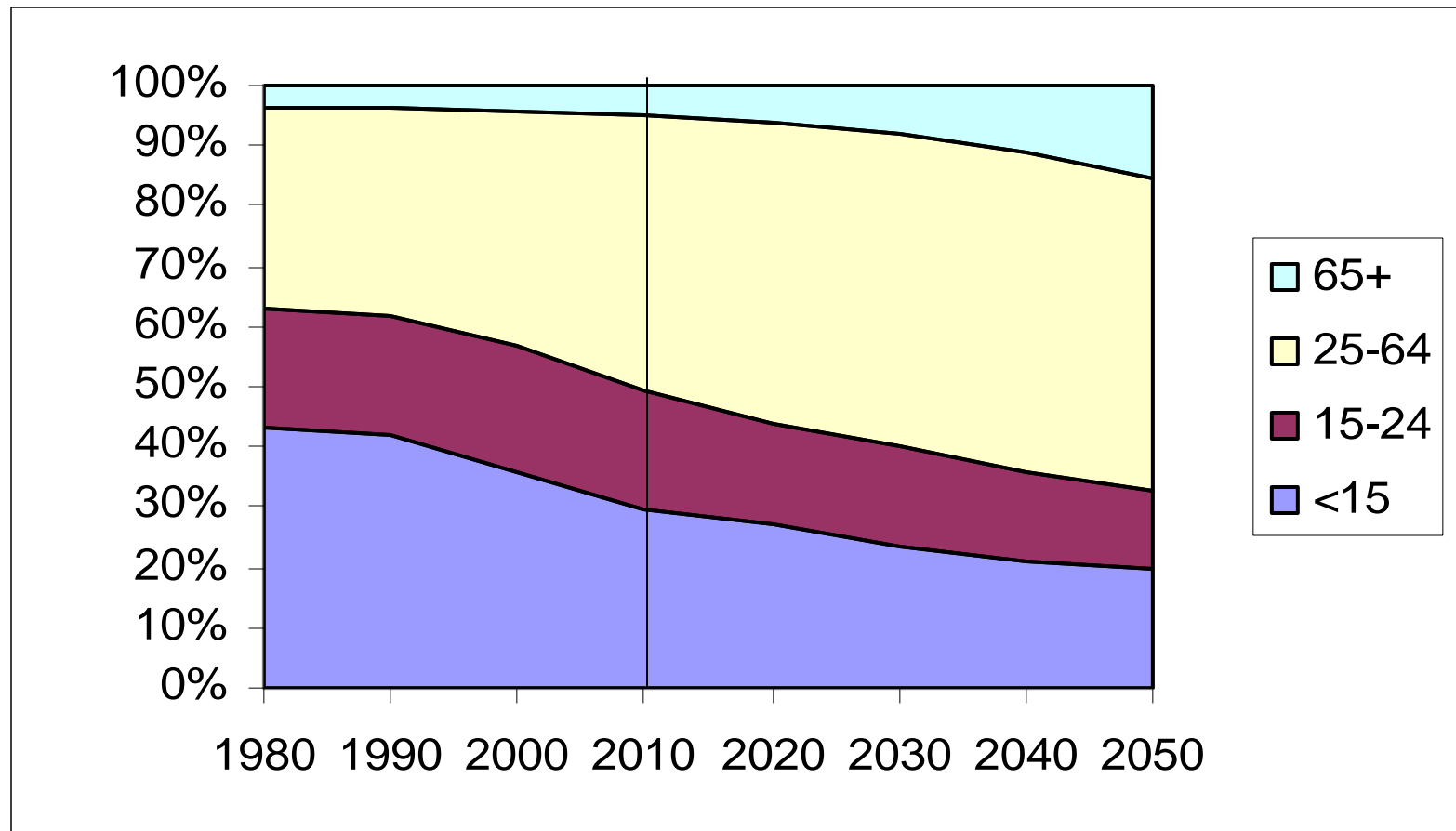


Youth Population Growth in MENA

Ages 15 to 24, in million

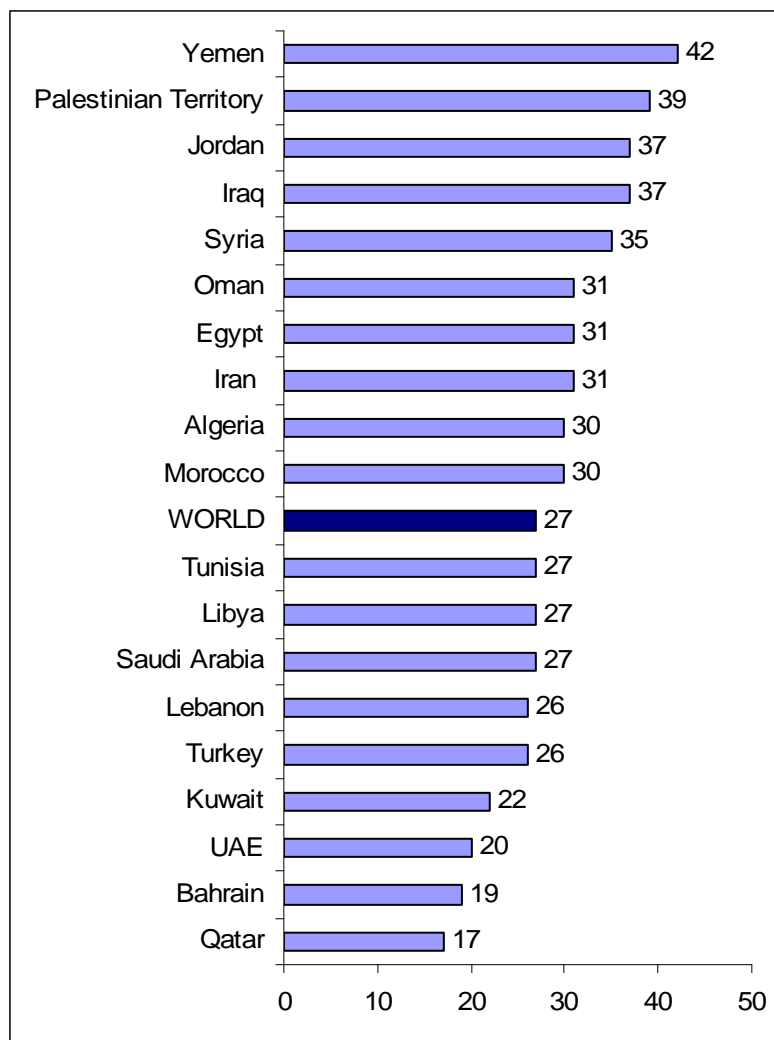


MENA's Population Age Distribution





Youth as % of Working-Age Population, 2010





MENA's Youth Bulge:

A Demographic Opportunity or Challenge?



Unemployment Is a Youth Phenomenon

- In Jordan in 2007, three-quarters of the unemployed were below age 30.
- In Egypt in 2006, well over 80 percent of the unemployed were below age 30, and 82 percent of the unemployed had never worked before.



School-to-Work Transition in Tunisia

- 30% of university graduates find employment in 6 to 12 months from their graduation.
- 39% and 24% are still unemployed 18 months and 3 years after their graduation, respectively.



2009 National Youth Survey in Egypt

- 70% of the unemployed said that they were jobless because there was simply no work available.
- More than 40% thought personal connections were more important than personal skills in securing a job.



Education Has Improved

- Between 1980 and 2000, on average, MENA countries spent 5 percent of their GDP on education—higher than any other developing region.
- School enrollments have increased remarkably at all levels of education—for girls in particular.



Countries Grouped by % of Their 15-to-24-Year-Old-Females Who Are Literate

65% to 84 %	85% to 94%	95+%
Egypt Iraq Morocco Yemen	Turkey Syria Algeria	Bahrain Libya Jordan Kuwait Lebanon Palestinian Ter. Qatar Oman UAE Iran Saudi Arabia Tunisia

The data are for years from 2005 to 2008.



Countries Grouped by Ratio of Number of Females to 100 Males Enrolled in Secondary School

<90	90 to 99	100+
Turkey (89) Morocco (86) Saudi Arabia (85) Iraq (67) Yemen (49)	Iran Syria Oman Egypt	Qatar Libya Lebanon Algeria Tunisia Palestinian Ter. Bahrain Jordan Kuwait UAE

The data are for years from 2005 to 2008

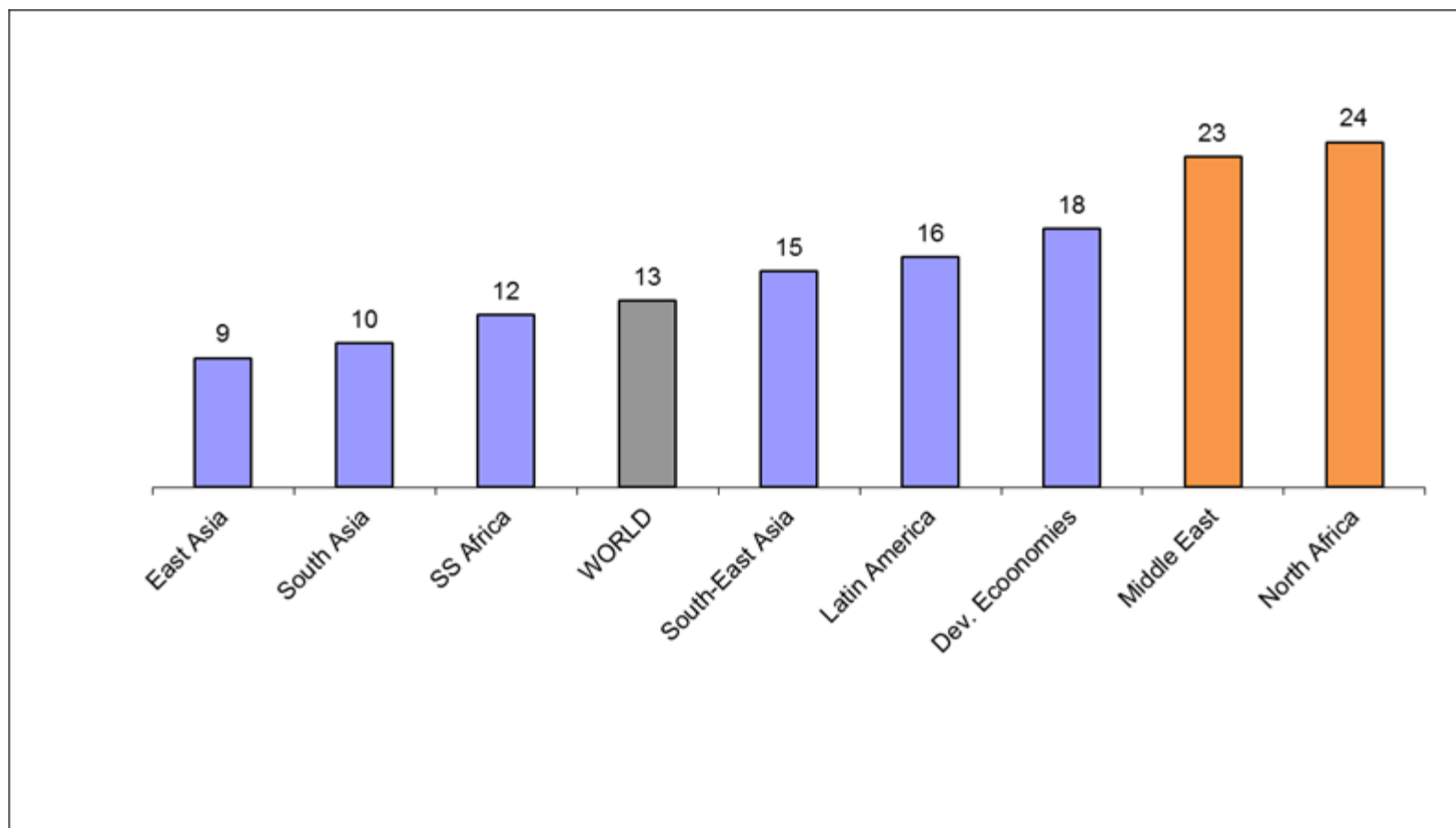
Countries Grouped by Ratio of Number of Females to 100 Males Enrolled in Tertiary School

75>	75 to 90	100+
Iraq (59) Yemen (42)	Egypt Morocco Turkey	Algeria Bahrain Iran Jordan Kuwait Lebanon Libya Palestinian Ter. Oman Qatar Saudi Arabia Tunisia UAE

The data are for years from 2005 to 2008. No country falls between 90 and 99. No data available for Syria.

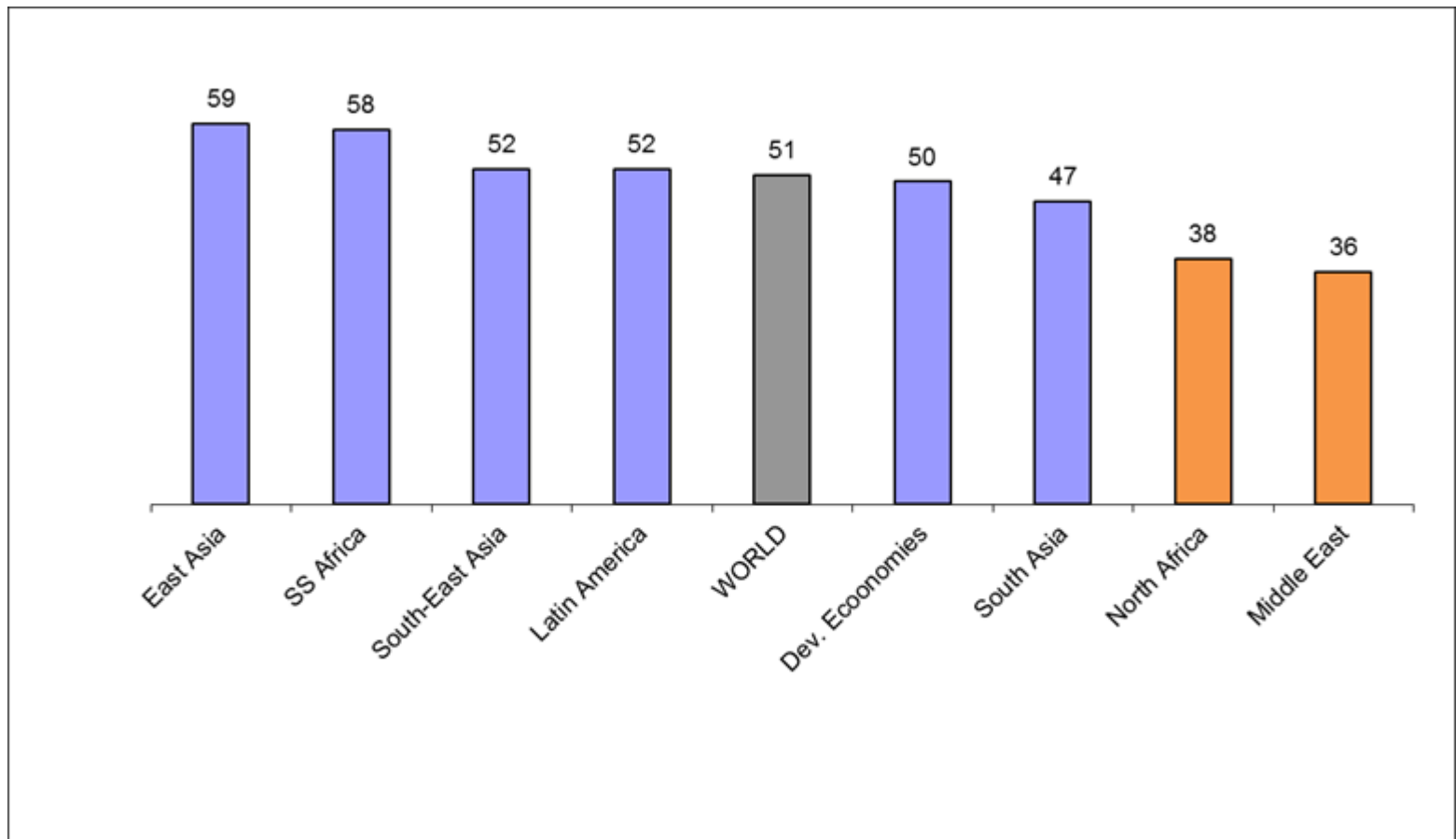
Youth Unemployment Is The Highest in MENA

Percent of labor force ages 15 to 24 in 2009



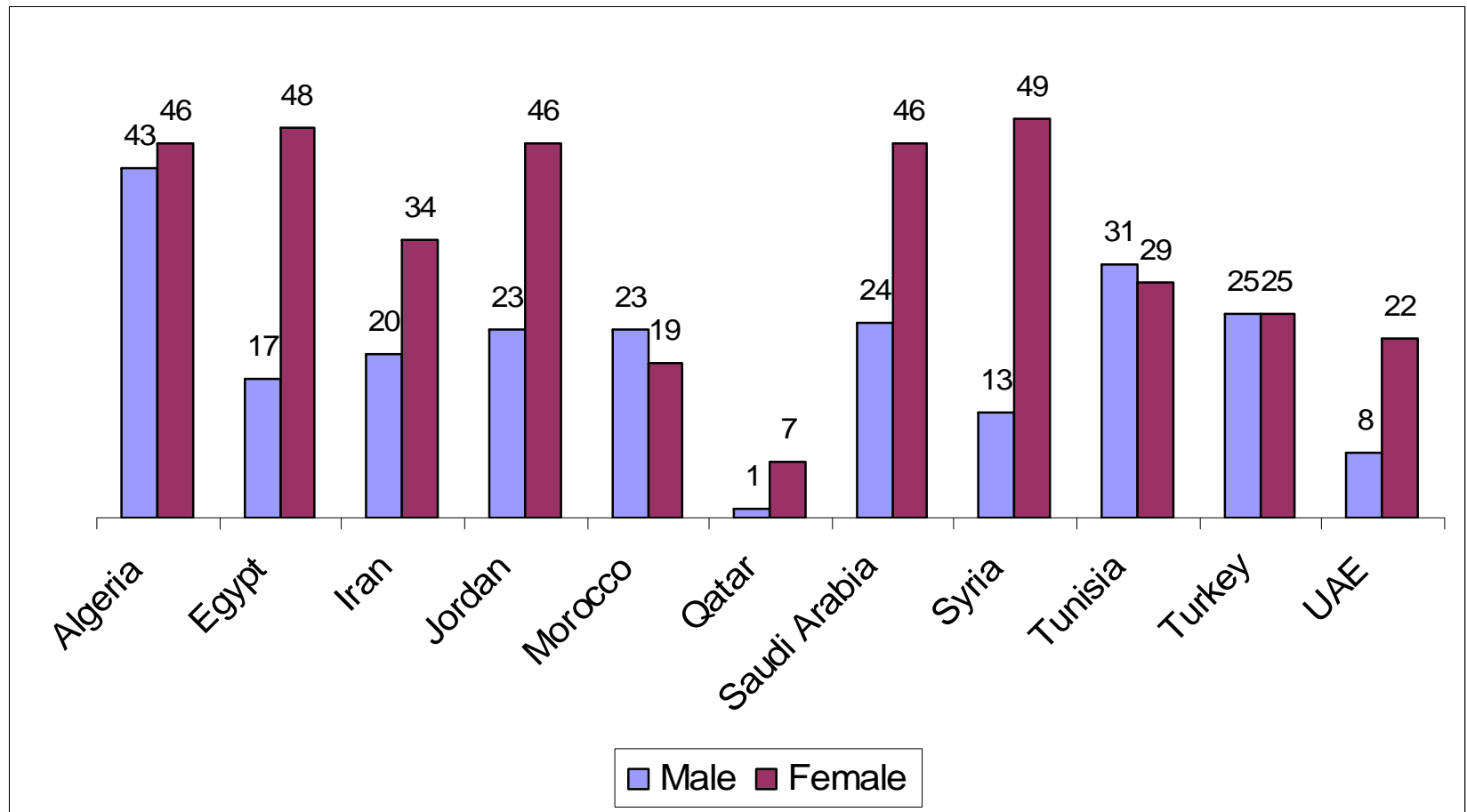
Youth Labor Force Participation Is The Lowest in MENA

Percent of youth ages 15 to 24 in 2009



Youth Unemployment Rates by Sex

Percent of labor force ages 15 to 24



Data refer to 2009, except for Algeria and Tunisia, which are for 2004.


Unemployment Rates by Sex and Education

Country	Percent of labor force ages 15 - 64					
	Male			Female		
	Primary	Secondary	Tertiary	Primary	Secondary	Tertiary
Algeria 2004	65	21	7	33	30	33
Bahrain 2009	28	37	22	22	39	33
Iran 2004	52	30	13	18	45	36
Kuwait 2004	30	32	7	7	51	19
Morocco 2004	57	22	16	37	25	32
Saudi Arabia 2009	39	52	8	4	32	65
Tunisia 2004	45	37	6	37	34	14
Turkey 2009	60	24	9	33	39	24
UAE 2004	30	32	14	10	45	40

GENERATION IN WAITING

THE UNFULFILLED PROMISE OF YOUNG PEOPLE IN THE MIDDLE EAST

NAVTEJ DHILLON
& TARIK YOUSEF
EDITORS



Percent Change in the Number of Youth, 2010-2040

