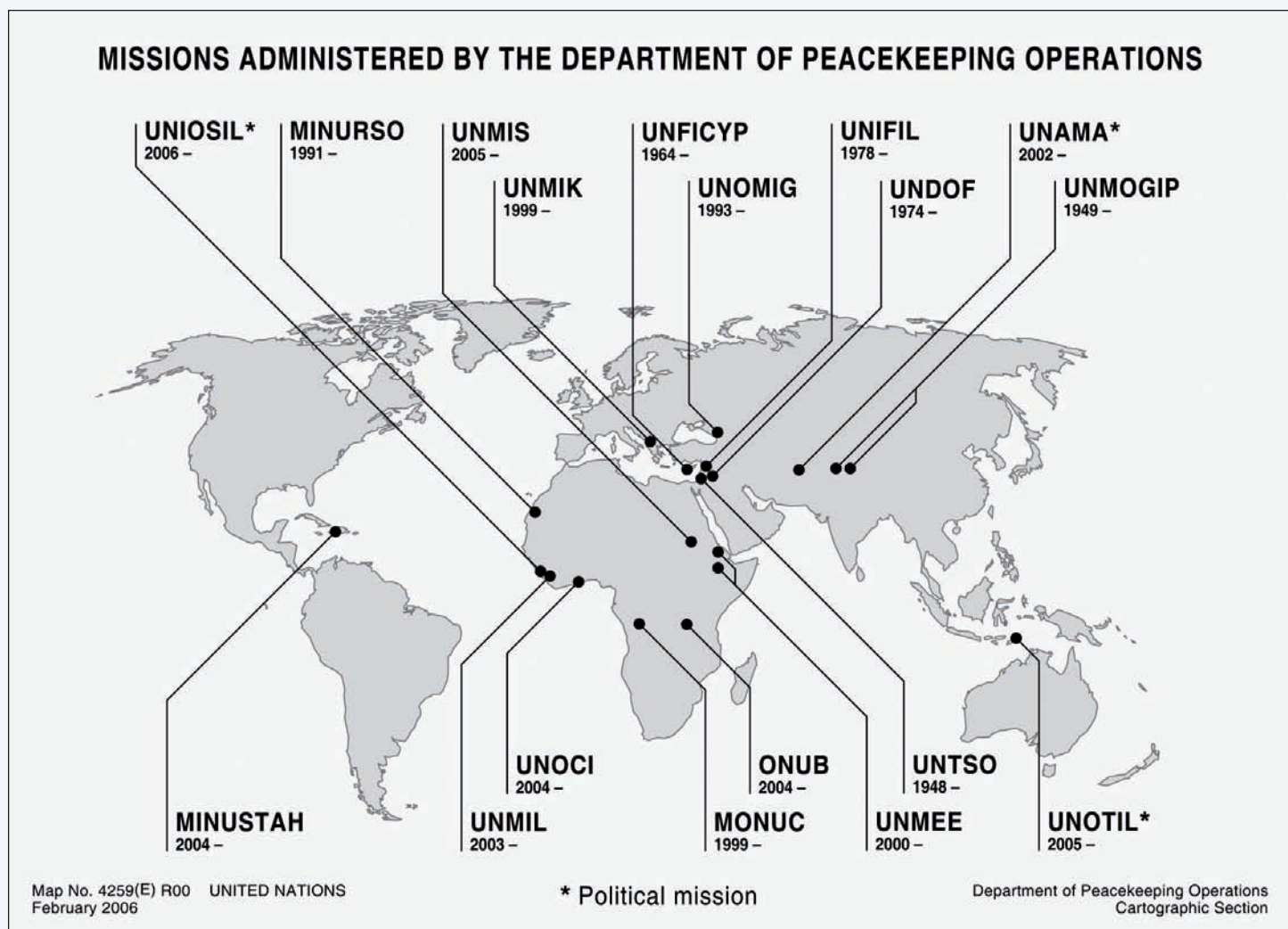


Peacekeeping operation since 1948	60
Current peacekeeping operations	15
Current peace operations directed and supported by the Department of Peacekeeping Operations	18



PERSONNEL

Uniformed personnel	69,748
Countries contributing military and police personnel	108
International civilian personnel	4,730
Local civilian personnel	8,041
UN Volunteers	1,649
Total number of personnel serving in peacekeeping operations	83,808
Total number of fatalities in peace operations since 1948	2,226
Fatalities in 2005	121

FINANCIAL ASPECTS

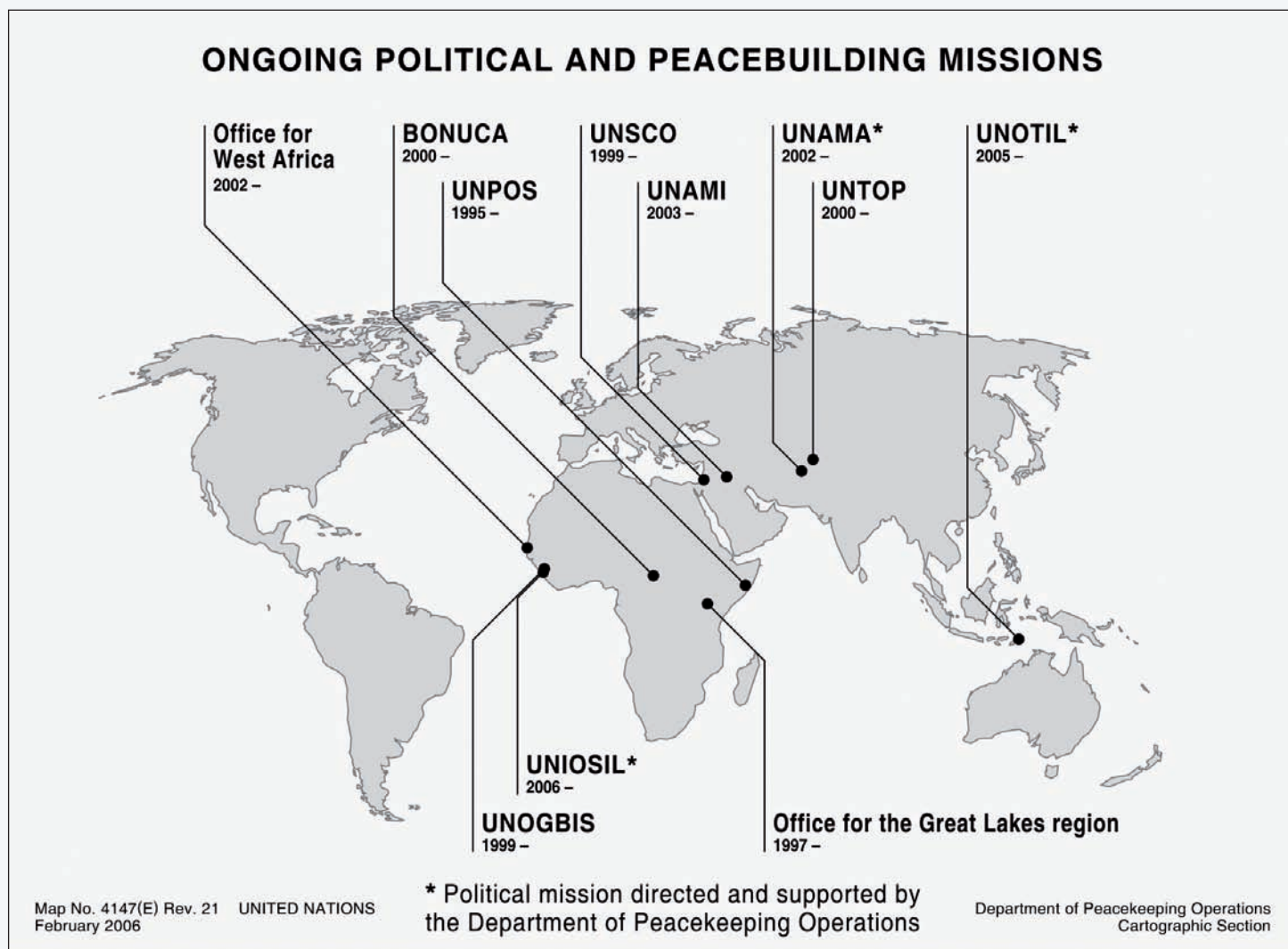
Approved resources for the period from 1 July 2005 to 30 June 2006.....	About \$5.03 billion
Estimated total cost of operations from 1948 to 30 June 2006.....	About \$41.04 billion
Outstanding contributions to peacekeeping (30 November 2005).....	About \$1.99 billion

NOTE: The term “uniformed personnel” refers to troops, military observers, and UN police.

CURRENT PEACEKEEPING OPERATIONS

UNTSO United Nations Truce Supervision Organization Strength: military observer 150; international civilian 104; local civilian 119; total personnel 371 Fatalities: 44 Appropriation 2005: \$29.04 million	Since May 1948	UNMEE United Nations Mission in Ethiopia and Eritrea Strength: military observer 202; troop 3,130; international civilian 191; local civilian 228; UN volunteer 75; total personnel 3,837 Fatalities: 13 Approved budget 07/05–06/06: \$185.99 million	Since July 2000
UNMOGIP United Nations Military Observer Group in India and Pakistan Strength: military observer 42; international civilian 22; local civilian 47; total personnel 110 Fatalities: 11 Appropriation 2005: \$8.37 million	Since January 1949	UNMIL United Nations Mission in Liberia Strength: military observer 197; troop 14,824; police 1,091; international civilian 552; local civilian 828; UN volunteer 286; total personnel 17,768 Fatalities: 67 Approved budget 07/05–06/06: \$760.57 million	Since September 2003
UNFICYP United Nations Peacekeeping Force in Cyprus Strength: troop 840; police 69; international civilian 37; local civil- ian 110; total personnel 1,057 Fatalities: 175 Approved budget 07/05–06/06: \$46.51 million including volun- tary contributions of one third from Cyprus and \$6.5 million from Greece	Since March 1964	UNOCI United Nations Operation in Côte d'Ivoire Strength: military observer 195; troop 6,698; police 696; interna- tional civilian 358 ; local civilian 424; UN volunteer 205; total personnel 8,541 Fatalities: 14 Approved budget 07/05–06/06: \$438.17 million	Since April 2004
UNDOF United Nations Disengagement Observer Force Strength: troop 1,047; international civilian 37; local civilian 105; total personnel 1,188 Fatalities: 42 Approved budget 07/05–06/06: \$43.71 million	Since June 1974	MINUSTAH United Nations Stabilization Mission in Haiti Strength: troop 7,286; police 1,748; international civilian 449; local civilian 512; UN volunteer 171; total personnel 10,108 Fatalities: 13 Approved budget 07/05–06/06: \$541.30 million	Since June 2004
UNIFIL United Nations Interim Force in Lebanon Strength: troop 1,989; international civilian 100; local civilian 297; total personnel 2,390 Fatalities: 256 Approved budget 07/05–06/06: \$99.23 million	Since March 1978	ONUB United Nations Operation in Burundi Current strength: military observer 187; troop 5,170; police 82; international civilian 316; local civilian 388; UN volunteer 146; total personnel 6,466 Fatalities: 20 Approved budget 07/05–06/06 \$307.69 million	Since June 2004
MINURSO United Nations Mission for the Referendum in Western Sahara Strength: military observer 195; troop 31; police 6; international civilian 120; local civilian 96; total personnel 449 Fatalities: 14 Approved budget 07/05–06/06: \$47.95 million	Since April 1991	UNMIS United Nations Mission in the Sudan Strength: authorized – troop 10,000; civilian police 715; proposed – international civilian 1,018; local civilian 2,632; UN volunteer 214; total personnel 14,579 Current strength: military observer 467; troop 4,009; police 289; inter- national civilian 526; local civilian 1,023; UN Volunteers 71; total personnel 5,783 Approved budget 07/05–06/06: \$969.47 million	Since March 2005
UNOMIG United Nations Observer Mission in Georgia Strength: military observer 122; police 12; international civilian 107; local civilian 187; UN volunteer 2, total personnel 419 Fatalities: 10 Approved budget 07/05–06/06: \$36.38 million	Since August 1993	<i>Missions completed in 2005:</i>	
UNMIK United Nations Interim Administration Mission in Kosovo Strength: military observer 37; police 2,146; international civilian 623; local civilian 2,289; UN volunteer 202; total personnel 5,482 Fatalities: 42 Approved budget 07/05–06/06: \$252.55 million	Since June 1999	UNAMSIL United Nations Mission in Sierra Leone Peak strength: (31 March 2002); military 17,368; UN Police 87; international civilian 322; local civilian 552 Fatalities: 188 Total expenditures: \$2.8 billion	(22 October 1999 – 31 December 2005)
MONUC United Nations Organization Mission in the Democratic Republic of the Congo Strength: military observer 707; troop 15,046; police 1,038; international civilian 828; local civilian 1,388; UN volunteer 491; total personnel 19,247 Fatalities: 75 Approved budget 07/05–06/06: \$1,153.89 million	Since November 1999	UNMISSET United Nations Mission of Support in East Timor Peak strength: (31 August 2002): military 4,776; UN police 771; international civilian 465; local civilian 856; Fatalities: 25 Total estimated expenditures: \$565 million	(20 May 2002 - 20 May 2005)

NOTE: UNTSO and UNMOGIP are funded from the United Nations regular biennial budget. Costs to the United Nations of the other current operations are financed from their own separate accounts on the basis of legally binding assessments on all Member States. For these missions, budget figures are for one year unless otherwise specified. All budgets include requirements for the support account for peacekeeping operations and the UN Logistics Base in Brindisi (Italy).



NUMBER OF MISSIONS 11

PERSONNEL

Uniformed personnel139

International civilian personnel 817

Local civilian personnel1,741

UN Volunteers163

Total number of personnel serving in political and peacebuilding missions2,860

CURRENT POLITICAL AND PEACE-BUILDING MISSIONS

UNAMA* Since 28 March 2002
United Nations Assistance Mission in Afghanistan
Special Representative of the Secretary-General: Jean Arnault (France)
Strength: international civilian 185; local civilian 751; military observer 11; civilian police 7; UN volunteer 42

BONUCA Since 15 February 2000
United Nations Peacebuilding Office in the Central African Republic
Representative of the Secretary-General and Head of BONUCA: Lamine Cissé (Senegal)
Strength: international civilian 25; military advisers 5; police 6; local civilian 44; UN volunteer 2

Office of the Special Representative of the Secretary-General for the Great Lakes Region Since 19 December 1997
Special Representative of the Secretary-General: Ibrahima Fall (Senegal)
Strength: international civilian 8; local civilian 8

UNOGBIS Since 3 March 1999
United Nations Peacebuilding Support Office in Guinea-Bissau
Representative of the Secretary-General and Head of UNOGBIS: João Bernardo Honwana (Mozambique)
Strength: international civilian 11; military adviser 2; police adviser 1; local civilian 13

UNSCO Since 1 October 1999
Office of the United Nations Special Coordinator for the Middle East
Special Coordinator for the Middle East Peace Process and Personal Representative of the Secretary-General to the Palestine Liberation Organization and the Palestinian Authority: Alvaro de Soto (Peru)
Strength: international civilian 27; local civilian 23

UNPOS Since 15 April 1995
United Nations Political Office for Somalia
Special Representative of the Secretary-General and Head of UNPOS: Francois Lonseny Fall (Guinea)
Strength: international civilian 5; local civilian 3

UNTOP Since 1 June 2000
United Nations Tajikistan Office of Peacebuilding
Representative of the Secretary-General for Tajikistan: Vladimir Sotirov (Bulgaria)
Strength: international civilian 10; police adviser 1; local civilian 18

Office of the Special Representative of the Secretary-General for West Africa Since 29 November 2001
Special Representative of the Secretary-General: Ahmedou Ould-Abdallah (Mauritania)
Strength: international civilian 7; local civilian 7

UNAMI Since 14 August 2003
United Nations Assistance Mission for Iraq
Special Representative of the Secretary-General for Iraq: Ashraf Jehangir Qazi (Pakistan)
Authorized strength: 816 (344 international, 472 local)
Current strength (staff based in Iraq, Jordan and Kuwait): international civilian 222; local civilian 365; military advisor 5

UNOTIL* Since 21 May 2005
United Nations Office in Timor-Leste
Special Representative of the Secretary-General and Head of Office: Sukehiro Hasegawa (Japan)
Strength: international civilian 158; local civilian 281; military advisor 15; police 57; UN volunteer 36

UNIOSIL* Since 1 January 2006
United Nations Integrated Office in Sierra Leone
Executive Representative for UNIOSIL: Victor da Silva Angelo (Portugal)
Strength: international civilian 159; local civilian 228; military observers 10; police 20; UN volunteer 83

Mission completed in 2005:

UNOMB 1 January 2004 - 30 June 2005
United Nations Observer Mission in Bougainville

* Political or peacebuilding mission directed and supported by the Department of Peacekeeping Operations. All other political and peacebuilding missions are directed by the Department of Political Affairs. For information on political and peace-building missions, visit the United Nations website at http://www.un.org/Depts/dpa/prev_dip/fst_prev_dip.htm

PEACEKEEPING CONTRIBUTIONS

Military observers, Police and Troops as of 31 December 2005

No.	Country	Police	Milob	Troops	Total
1.	Albania		3		3
2.	Algeria		10	2	12
3.	Argentina	26	7	864	897
4.	Australia	18	23	9	50
5.	Austria	24	15	385	424
6.	Bangladesh	478	92	8,959	9,529
7.	Belgium		15	1	16
8.	Benin	77	32	312	421
9.	Bolivia		21	223	244
10.	Bosnia and Herzegovina	23	14		37
11.	Brazil	14	30	1,226	1,270
12.	Bulgaria	52	8	2	62
13.	Burkina Faso	169	23	2	194
14.	Cambodia		4		4
15.	Cameroon	135	4		139
16.	Canada	136	40	211	387
17.	Central African Republic	11			11
18.	Chad	34	12		46
19.	Chile	23	6	541	570
20.	China	197	71	791	1,059
21.	Congo		5		5
22.	Cote d'Ivoire	8			8
23.	Croatia	5	20	9	34
24.	Czech Republic	17	14		31
25.	Denmark	25	33	7	65
26.	Djibouti	40			40
27.	Dominican Republic		4		4
28.	Ecuador		25	68	93
29.	Egypt	50	69	623	742
30.	El Salvador	21	16		37
31.	Estonia		2		2
32.	Ethiopia		22	3,388	3,410
33.	Fiji	55	2		57
34.	Finland	8	28	4	40
35.	France	152	38	392	582
36.	Gabon		5		5
37.	Gambia	30	16	3	49
38.	Germany	252	17	24	293
39.	Ghana	84	62	2,374	2,520
40.	Greece	11	13	2	26
41.	Guatemala		26	189	215
42.	Guinea	96	19		115
43.	Honduras		12		12
44.	Hungary	10	14	82	106
45.	India	381	93	6,810	7,284
46.	Indonesia		24	175	199
47.	Iran		3		3
48.	Ireland	18	26	429	473
49.	Italy	38	21	53	112
50.	Jamaica	15			15
51.	Japan			30	30
52.	Jordan	739	76	2,888	3,703
53.	Kenya	62	79	1,341	1,482
54.	Kyrgyzstan	5	14		19

No.	Country	Police	Milob	Troops	Total
55.	Lebanon	2			2
56.	Lithuania	8			8
57.	Madagascar	6			6
58.	Malawi	27	37	112	176
59.	Malaysia	16	52	7	75
60.	Mali	35	49	3	87
61.	Moldova		9	1	10
62.	Mongolia		5		5
63.	Morocco		5	1,701	1,706
64.	Mozambique		6	12	18
65.	Namibia	7	21	862	890
66.	Nepal	431	41	2,994	3,466
67.	Netherlands	9	14	1	24
68.	New Zealand		12	1	13
69.	Niger	104	27	367	498
70.	Nigeria	374	84	1,954	2,412
71.	Norway	27	29	8	64
72.	Pakistan	394	107	8,498	8,999
73.	Palau	2			2
74.	Paraguay		46	6	52
75.	Peru		31	214	245
76.	Philippines	113	30	340	483
77.	Poland	129	21	555	705
78.	Portugal	16	6		22
79.	Republic of Korea		28	21	49
80.	Romania	191	54		245
81.	Russia	115	96	1	212
82.	Rwanda		15	255	270
83.	Samoa	21			21
84.	Senegal	416	41	1,388	1,845
85.	Serbia and Montenegro	7	8	6	21
86.	Sierra Leone	7		250	257
87.	Slovakia		2	290	292
88.	Slovenia	15	2		17
89.	South Africa		26	1,984	2,010
90.	Spain	43	7	203	253
91.	Sri Lanka	40	11	961	1,012
92.	Sweden	64	27	236	327
93.	Switzerland	7	18	1	26
94.	Thailand		3	177	180
95.	Timor-Leste	10			10
96.	Togo	10	18	300	328
97.	Tunisia		50	474	524
98.	Turkey	236	5	3	244
99.	Uganda	33	12	2	47
100.	Ukraine	202	32	486	720
101.	United Kingdom	69	14	266	349
102.	United Rep. of Tanzania	3	18	3	24
103.	United States of America	359	18	10	387
104.	Uruguay	16	67	2,345	2,428
105.	Vanuatu	9			9
106.	Yemen	9	26	1	36
107.	Zambia	50	49	352	451
108.	Zimbabwe	70	20		90

* Includes 90 uniformed personnel from UNAMA, UNOTIL and UNIOSIL, which are political or peacebuilding missions also directed and supported by the Department of Peacekeeping Operations

Totals

POLICE	UNMO	TROOP
7,241	2,527	60,070

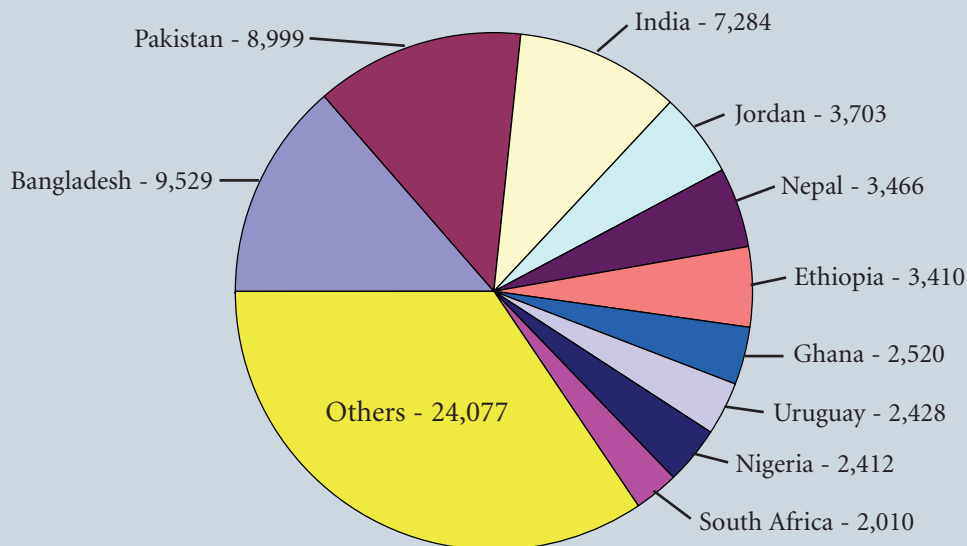
Grand total in PKO

69,838*

PEACEKEEPING 2005 IN A SNAP SHOT

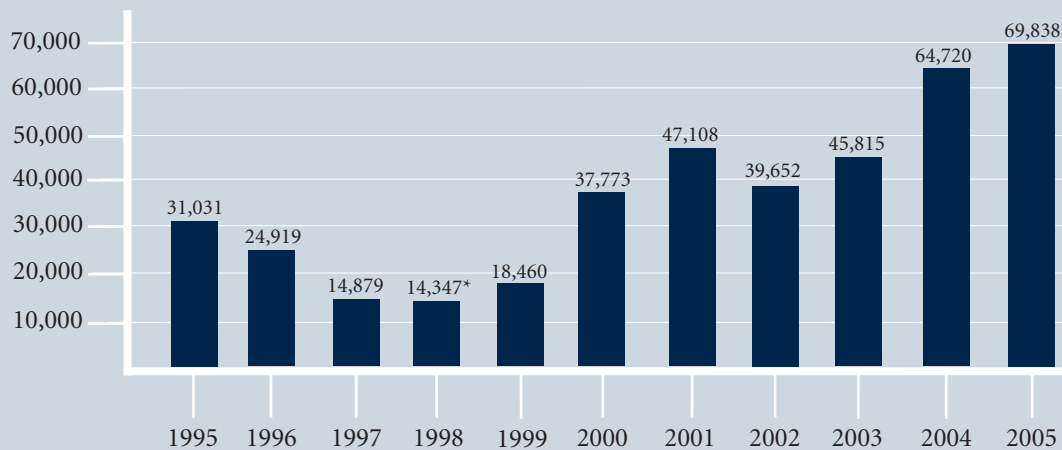
Top 10 Troop Contributors

As of 31 December 2005



Surge in Troops: 1995-2005

As of 31 December of each year



* As of 30 November 2004

Troop Strength of UN Peace Operations in Africa

As of 31 December 2005

