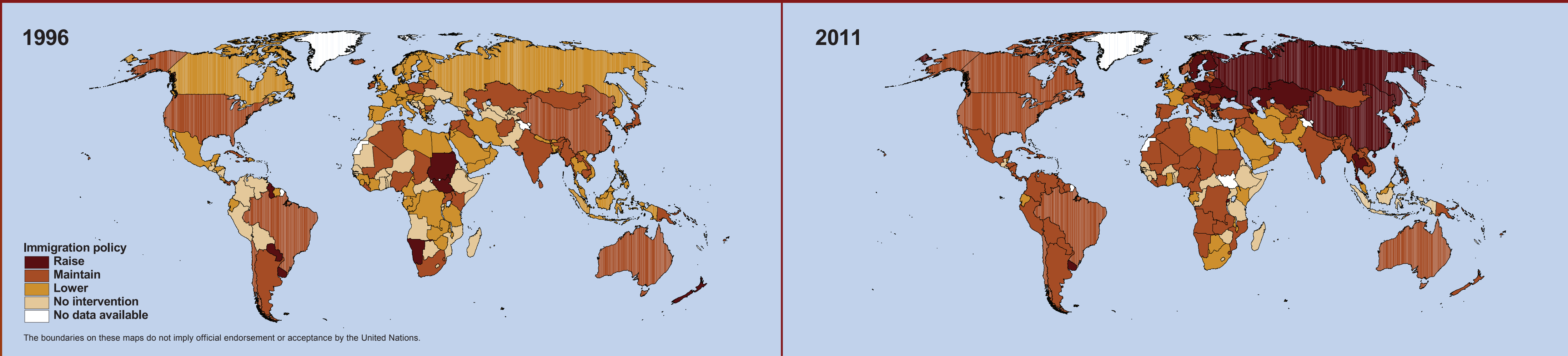




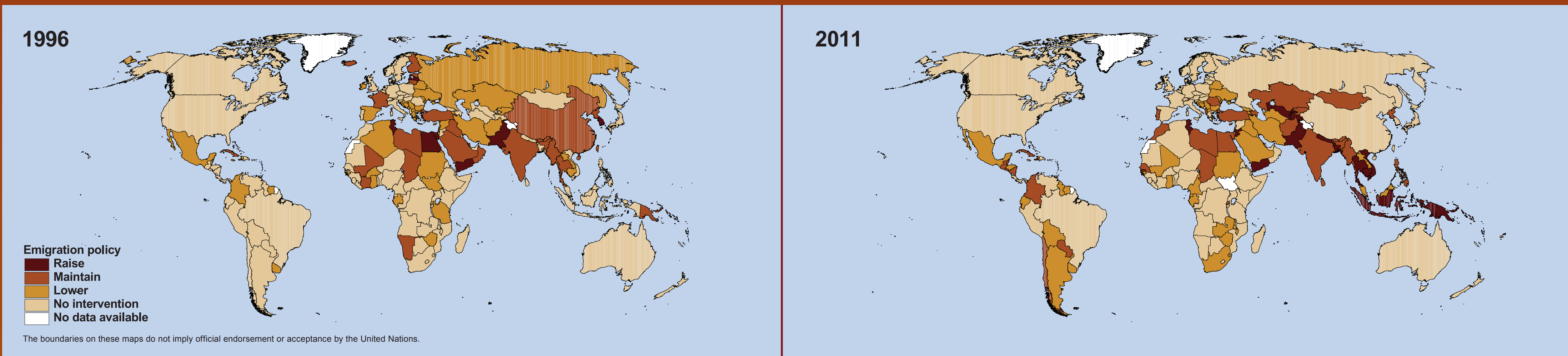
International Migration Policies 2013

| COUNTRY OR AREA | GOVERNMENT VIEWS AND POLICIES 2011 | | | | | | | | | | INDICATORS 2010 | | | | | | |
|-----------------------------|------------------------------------|-----------------------|----------------------------------|--------------------------------|--|--------------------------|--------------------|----------------------|--|---|---|-----------------------------|---|--|-------------------------------------|--|------|
| | Immigration | | | | | Emigration | | | | | | | | | | | |
| | Integration policy | | | | | | | | | | | | | | | | |
| | View on immigration | Policy on immigration | Policy on highly-skilled workers | Policy on family reunification | Policy on integration of non-nationals | Policy on naturalization | View on emigration | Policy on emigration | Policy to encourage the return of citizens | Special governmental unit dealing with diaspora | Measures to attract investment by diaspora* | Population size (thousands) | International migrant stock (thousands) | Percentage of females among international migrants | Net migration rate (per thousand)** | Annual inflow of remittances (millions US\$) | |
| World | — | — | — | — | — | — | — | — | — | — | — | 6895889 | 213944 | 49 | 0.0 | 449197 | |
| More developed regions | — | — | — | — | — | — | — | — | — | — | — | 1235900 | 127711 | 51 | 2.7 | — | |
| Less developed regions | — | — | — | — | — | — | — | — | — | — | — | 5659989 | 86232 | 45 | -0.6 | — | |
| Least developed countries | — | — | — | — | — | — | — | — | — | — | — | 832330 | 11528 | 47 | -1.4 | 24828 | |
| Africa | — | — | — | — | — | — | — | — | — | — | — | 1022234 | 19263 | 47 | -0.7 | — | |
| Eastern Africa | — | — | — | — | — | — | — | — | — | — | — | 324044 | 5034 | 50 | -1.2 | — | |
| Burundi | Satisfactory | N.I. | .. | .. | .. | Restricted | Satisfactory | N.I. | .. | Yes | .. | 8383 | 61 | 55 | 9.5 | 28 | |
| Comoros | Satisfactory | N.I. | .. | .. | .. | Restricted | Satisfactory | N.I. | .. | .. | 7 | 735 | 14 | 53 | -2.9 | .. | |
| Djibouti | Too high | Lower | Maintain | Maintain | .. | Restricted | Satisfactory | N.I. | No | .. | .. | 889 | 114 | 46 | 0.0 | 33 | |
| Eritrea | Satisfactory | N.I. | .. | .. | .. | Restricted | Satisfactory | N.I. | No | .. | .. | 5254 | 161 | 46 | -0.2 | 195 | |
| Ethiopia | Satisfactory | N.I. | N.I. | N.I. | No | Yes | Satisfactory | N.I. | Yes | Yes | 1.2,6 | 82550 | 548 | 47 | -0.8 | 225 | |
| Kenya | Too high | Lower | Maintain | Maintain | No | Yes | Too high | N.I. | Yes | Yes | 1 | 40513 | 818 | 51 | -1.0 | 177 | |
| Madagascar | Satisfactory | N.I. | N.I. | N.I. | No | Yes | Satisfactory | N.I. | No | No | .. | 20714 | 38 | 46 | -0.1 | .. | |
| Malawi | Too high | Lower | Maintain | N.I. | No | .. | Too high | Lower | Yes | Yes | 6 | 14501 | 276 | 52 | -0.3 | .. | |
| Mauritius | Satisfactory | Maintain | N.I. | N.I. | Yes | Yes | Satisfactory | Maintain | Yes | .. | 7 | 1299 | 43 | 60 | 0.0 | 226 | |
| Mozambique | Satisfactory | Maintain | .. | .. | .. | Restricted | Yes | Satisfactory | N.I. | .. | .. | 23391 | 450 | 52 | -0.2 | 132 | |
| Rwanda | Too low | Raise | Raise | Raise | Yes | Yes | Satisfactory | Maintain | Yes | Yes | 6 | 10624 | 465 | 54 | 0.3 | 92 | |
| Seychelles | Satisfactory | Maintain | Raise | Maintain | .. | .. | Too high | N.I. | No | Yes | 7 | 87 | 2 | 46 | -0.8 | 11 | |
| Somalia | Satisfactory | N.I. | .. | .. | .. | .. | Yes | Satisfactory | N.I. | No | .. | 9331 | 23 | 46 | -6.8 | .. | |
| South Sudan | .. | .. | .. | .. | .. | .. | .. | .. | .. | .. | .. | .. | .. | .. | .. | .. | |
| Uganda | Satisfactory | N.I. | N.I. | N.I. | No | Restricted | Satisfactory | N.I. | No | Yes | 4,5 | 33425 | 647 | 50 | -0.9 | 915 | |
| United Republic of Tanzania | Satisfactory | N.I. | N.I. | N.I. | No | .. | Too high | N.I. | No | .. | 7 | 48461 | 659 | 50 | -1.4 | 25 | |
| Zambia | Satisfactory | Maintain | Maintain | Maintain | Yes | Restricted | Too high | Lower | Yes | Yes | 7 | 13089 | 233 | 44 | -1.4 | 44 | |
| Zimbabwe | Satisfactory | N.I. | Raise | .. | .. | Restricted | Too high | Lower | Yes | Yes | 7 | 12571 | 372 | 38 | -14.3 | .. | |
| Middle Africa | — | — | — | — | — | — | — | — | — | — | — | 126889 | 1615 | 48 | -0.1 | .. | |
| Angola | Satisfactory | Maintain | .. | .. | .. | Restricted | Too high | N.I. | No | .. | .. | 10682 | 65 | 53 | 0.0 | .. | |
| Central African Republic | Too high | Maintain | Raise | Maintain | No | .. | Too high | N.I. | Yes | .. | 3 | 15959 | 161 | 46 | -0.2 | 195 | |
| Chad | Satisfactory | N.I. | .. | .. | .. | Restricted | Too high | N.I. | .. | .. | .. | 4401 | 80 | 47 | 0.2 | .. | |
| Congo | Satisfactory | N.I. | .. | .. | .. | Restricted | Satisfactory | N.I. | Yes | .. | .. | 11227 | 388 | 48 | -1.4 | .. | |
| Dem. Republic of the Congo | Satisfactory | Maintain | Raise | .. | .. | .. | Too high | N.I. | Yes | Yes | 7 | 4043 | 143 | 49 | 2.6 | 15 | |
| Equatorial Guinea | Satisfactory | Lower | .. | .. | .. | .. | Too high | N.I. | .. | .. | .. | 65966 | 445 | 53 | -0.1 | .. | |
| Gabon | Too high | Lower | Maintain | .. | .. | .. | Too high | Lower | No | .. | .. | 700 | 7 | 47 | 6.1 | .. | |
| São Tomé and Príncipe | Satisfactory | N.I. | .. | .. | .. | Yes | Satisfactory | N.I. | .. | .. | .. | 1595 | 284 | 43 | 0.7 | .. | |
| South-eastern Asia | — | — | — | — | — | — | — | — | — | — | — | 165 | 5 | 48 | -8.2 | 2 | |
| Algeria | Too high | Maintain | .. | .. | .. | .. | .. | .. | .. | .. | .. | 709459 | 2010 | 43 | -1.0 | .. | |
| Egypt | Too high | Maintain | Maintain | Maintain | Yes | Yes | Too high | N.I. | Yes | Yes | .. | 35688 | 242 | 45 | -0.8 | 2044 | |
| Libya | Too high | Lower | Maintain | .. | .. | .. | Too high | N.I. | Yes | .. | .. | 8112 | 245 | 47 | 7.25 | .. | |
| Morocco | Satisfactory | Maintain | Maintain | Maintain | Yes | Yes | Satisfactory | Maintain | No | .. | .. | 2355 | 682 | 35 | -0.7 | 17 | |
| Nigeria | Satisfactory | N.I. | .. | .. | .. | .. | Too low | Maintain | Yes | Yes | 1,3,5 | 19151 | 49 | 50 | -4.3 | 6423 | |
| Tunisia | Satisfactory | N.I. | N.I. | N.I. | No | .. | Too high | N.I. | .. | .. | .. | 42552 | 753 | 48 | 0.7 | 1974 | |
| Western Africa | — | — | — | — | — | — | — | — | — | — | — | 12,5 | 10881 | 34 | 49 | -0.4 | 1970 |
| Benin | Too high | Lower | .. | .. | .. | .. | .. | .. | .. | .. | .. | 57780 | 2163 | 43 | 2.5 | .. | |
| Burkina Faso | Satisfactory | N.I. | N.I. | N.I. | Yes | Restricted | Satisfactory | N.I. | Yes | .. | .. | 2007 | 115 | 46 | 1.9 | 100 | |
| Cape Verde | Satisfactory | N.I. | N.I. | N.I. | .. | Yes | Yes | Satisfactory | N.I. | Yes | .. | 2171 | 6 | 45 | -1.9 | 746 | |
| Côte d'Ivoire | Satisfactory | Lower | .. | .. | .. | .. | Too high | N.I. | .. | .. | .. | 2283 | 139 | 48 | -1.1 | 15 | |
| Ghana | Too high | Lower | N.I. | Maintain | No | .. | Too high | N.I. | .. | .. | .. | 50133 | 1863 | 43 | -2.9 | 1119 | |
| Guinea | Satisfactory | N.I. | N.I. | N.I. | No | .. | Too high | N.I. | .. | .. | .. | 1186 | 40 | 48 | -1.0 | 109 | |
| Guinea-Bissau | Satisfactory | Maintain | .. | .. | .. | .. | .. | .. | .. | .. | .. | 304261 | 8440 | 46 | -0.7 | .. | |
| Liberia | Satisfactory | Maintain | .. | .. | .. | .. | .. | .. | .. | .. | .. | 8850 | 232 | 46 | 1.0 | 248 | |
| Mali | Satisfactory | Maintain | N.I. | N.I. | No | .. | Too high | N.I. | .. | .. | .. | 16669 | 1043 | 51 | -1.6 | 95 | |
| Mauritania | Satisfactory | Maintain | Maintain | Maintain | .. | .. | .. | .. | .. | .. | .. | 496 | 12 | 50 | -7.1 | 139 | |
| Senegal | Satisfactory | N.I. | .. | .. | .. | .. | .. | .. | .. | .. | .. | 19738 | 2407 | 45 | -3.8 | 179 | |
| Sierra Leone | Satisfactory | N.I. | N.I. | N.I. | No | .. | Too high | N.I. | .. | .. | .. | 1728 | 245 | 50 | -0.7 | 725 | |
| Swaziland | Satisfactory | Lower | .. | .. | .. | .. | .. | .. | .. | .. | .. | 24392 | 1852 | 42 | -0.4 | 136 | |
| Western Asia | — | — | — | — | — | — | — | — | — | — | — | 9982 | 395 | 53 | -6.3 | 60 | |
| Armenia | Too high | Lower | .. | .. | .. | .. | Too high | N.I. | .. | .. | .. | 1515 | 19 | 50 | -1.4 | 48 | |
| Bahrain | Satisfactory | Maintain | .. | .. | .. | .. | .. | .. | .. | .. | .. | 3954 | 186 | 45 | 16.7 | 27 | |
| China | Satisfactory | Maintain | N.I. | N.I. | No | .. | Too high | N.I. | .. | .. | .. | 13570 | 163 | 48 | -1.4 | 436 | |
| India | Satisfactory | Maintain | Maintain | Maintain | .. | .. | .. | .. | .. | .. | .. | 3640 | 99 | 42 | 0.6 | .. | |
| Indonesia | Satisfactory | N.I. | N.I. | N.I. | No | .. | Too high | N.I. | .. | .. | .. | 153 | 202 | 54 | -0.4 | 88 | |
| Iran (Islamic Republic of) | Satisfactory | Maintain | Raise | Maintain | Yes | Restricted | Too high | N.I. | Yes | Yes | 3,5 | 158423 | 1128 | 47 | -4.0 | 10045 | |
| Kazakhstan | Satisfactory | N.I. | N.I. | N.I. | .. | .. | .. | .. | .. | .. | .. | 12434 | 210 | 51 | -2.3 | 1346 | |
| Kyrgyzstan | Satisfactory | Maintain | .. | .. | .. | .. | .. | .. | .. | .. | .. | 5868 | 107 | 46 | 2.2 | 58 | |
| Maldives | Satisfactory | N.I. | N.I. | N.I. | Yes | Yes | .. | .. | .. | .. | .. | 6028 | 185 | 50 | -0.2 | 333 | |
| Nepal | Satisfactory | Maintain | .. | .. | .. | .. | .. | .. | .. | .. | .. | 5 | .. | .. | .. | .. | |
| Philippines | Satisfactory | Maintain | Raise | Maintain | .. | .. | .. | .. | .. | .. | .. | 4164252 | 61124 | 45 | -0.4 | .. | |
| Sri Lanka | Satisfactory | N.I. | N.I. | N.I. | Yes | .. | .. | .. | .. | .. | .. | 1573970 | 6485 | 55 | -0.2 | .. | |
| Tajikistan | Satisfactory | Maintain | .. | .. | .. | .. | .. | .. | .. | .. | .. | 1341335 | 686 | 50 | -0.3 | 53038 | |
| Turkmenistan | Satisfactory | Maintain | .. | .. | .. | .. | .. | .. | .. | .. | .. | 24346 | 37 | 53 | 0.0 | .. | |
| Uzbekistan | Satisfactory | Maintain | .. | .. | .. | .. | .. | .. | .. | .. | .. | 128536 | 2176 | 55 | 0.4 | 1882 | |
| Yemen | Satisfactory | N.I. | N.I. | N.I. | .. | .. | .. | .. | .. | .. | .. | 2716 | 10 | 54 | -1.1 | 277 | |
| South-eastern Asia | — | — | — | — | — | — | — | — | — | — | — | 48184 | 535 | 53 | -0.1 | 8708 | |
| Afghanistan | Satisfactory | Maintain | .. | .. | .. | .. | .. | .. | .. | .. | .. | 1764872 | .. | .. | -1.2 | .. | |
| Bangladesh | Too high | Lower | .. | .. | .. | .. | .. | .. | .. | .. | .. | 31421 | 91 | 44 | -2.6 | .. | |
| Bhutan | Satisfactory | Maintain | Maintain | Maintain | No | Yes | .. | .. | .. | .. | .. | 8862 | 1085 | 14 | -4.0 | 10852 | |
| India (Islamic Republic of) | Satisfactory | Maintain | .. | .. | .. | .. | .. | .. | .. | .. | .. | 726 | 40 | 18 | 4.9 | 5 | |
| Iran (Islamic Republic of) | Too high | Lower | .. | .. | .. | .. | .. | .. | .. | .. | .. | 1224614 | 5436 | 49 | -0.5 | 54035 | |
| Kazakhstan | Too high | Lower | .. | .. | .. | .. | .. | .. | .. | .. | .. | 73974 | 2129 | 39 | -0.5 | 1181 | |
| Kyrgyzstan | Satisfactory | Maintain | .. | .. | .. | .. | .. | .. | .. | .. | .. | 1728 | 3079 | 54 | 0.1 | 291 | |
| Maldives | Satisfactory | Maintain | Raise | Maintain | No | .. | .. | .. | .. | .. | .. | 5334 | 223 | 58 | 0.1 | 1275 | |
| Nepal | Satisfactory | Maintain | .. | .. | .. | .. | .. | .. | .. | .. | .. | 316 | 3 | 45 | 0.0 | 4 | |
| Philippines | Too high | Lower | .. | .. | .. | .. | .. | .. | .. | .. | .. | 299359 | 846 | 88 | -0.7 | 3668 | |
| Sri Lanka | Satisfactory | Maintain | Maintain | N.I. | .. | .. | .. | .. | .. | .. | .. | 47963 | 89 | 49 | -2.1 | 133 | |
| Tajikistan | Satisfactory | Maintain | .. | .. | .. | .. | .. | .. | .. | .. | .. | 20860 | 340 | 50 | -2.5 | 4155 | |
| Turkmenistan | Satisfactory | Maintain | .. | .. | .. | .. | .. | .. | .. | .. | .. | 6879 | 284 | 57 | -8.9 | 2254 | |
| Uzbekistan | Satisfactory | Maintain | .. | .. | .. | .. | .. | .. | .. | .. | .. | 50432 | 208 | 57 | -2.4 | 124 | |
| Yemen | Satisfactory | Maintain | .. | .. | .. | .. | .. | .. | .. | .. | .. | 27465 | 1176 | 57 | -3.9 | .. | |
| South-eastern Asia | — | — | — | — | — | — | — | — | — | — | — | 593415 | 6715 | 50 | -0.9 | .. | |
| Brunei Darussalam | Satisfactory | Maintain | Raise | Maintain | No | Restricted | Satisfactory | N.I. | No | .. | .. | 399 | 148 | 45 | 1.8 | .. | |
| Cambodia | Satisfactory | Maintain | .. | .. | .. | .. | .. | .. | .. | .. | .. | 14138 | 336 | 52 | -3.7 | 369 | |
| Indonesia | Satisfactory | Maintain | Raise | Maintain | .. | .. | .. | .. | .. | .. | .. | 238071 | 123 | 45 | -1.1 | 816 | |
| Laos People's Dem. Republic | Satisfactory | Maintain | Raise | Maintain | .. | .. | .. | .. | .. | .. | .. | 2001 | 19 | 48 | -2.5 | 41 | |
| Malaysia | Too high | Lower | Raise | Maintain | Yes | Restricted | Too high | Lower | Yes | .. | .. | 28401 | 2358 | 45 | 0.6 | 1301 | |
| Myanmar | Satisfactory | Maintain | .. | .. | .. | .. | .. | .. | .. | .. | .. | 47963 | 89 | 49 | -2.1 | 133 | |
| Philippines | Satisfactory | Maintain | Lower | Raise | Yes | Restricted | Satisfactory | Maintain | Yes | Yes | 1,5,6 | 93261 | 435 | 51 | -2.8 | 21423 | |
| Singapore | Too high | Lower | Lower | Lower | Yes | Yes | .. | .. | .. | .. | .. | 5086 | 1967 | 56 | 30.9 | .. | |
| Thailand | Satisfactory | Raise | Raise | Maintain | No | .. | .. | .. | .. | .. | | | | | | | |

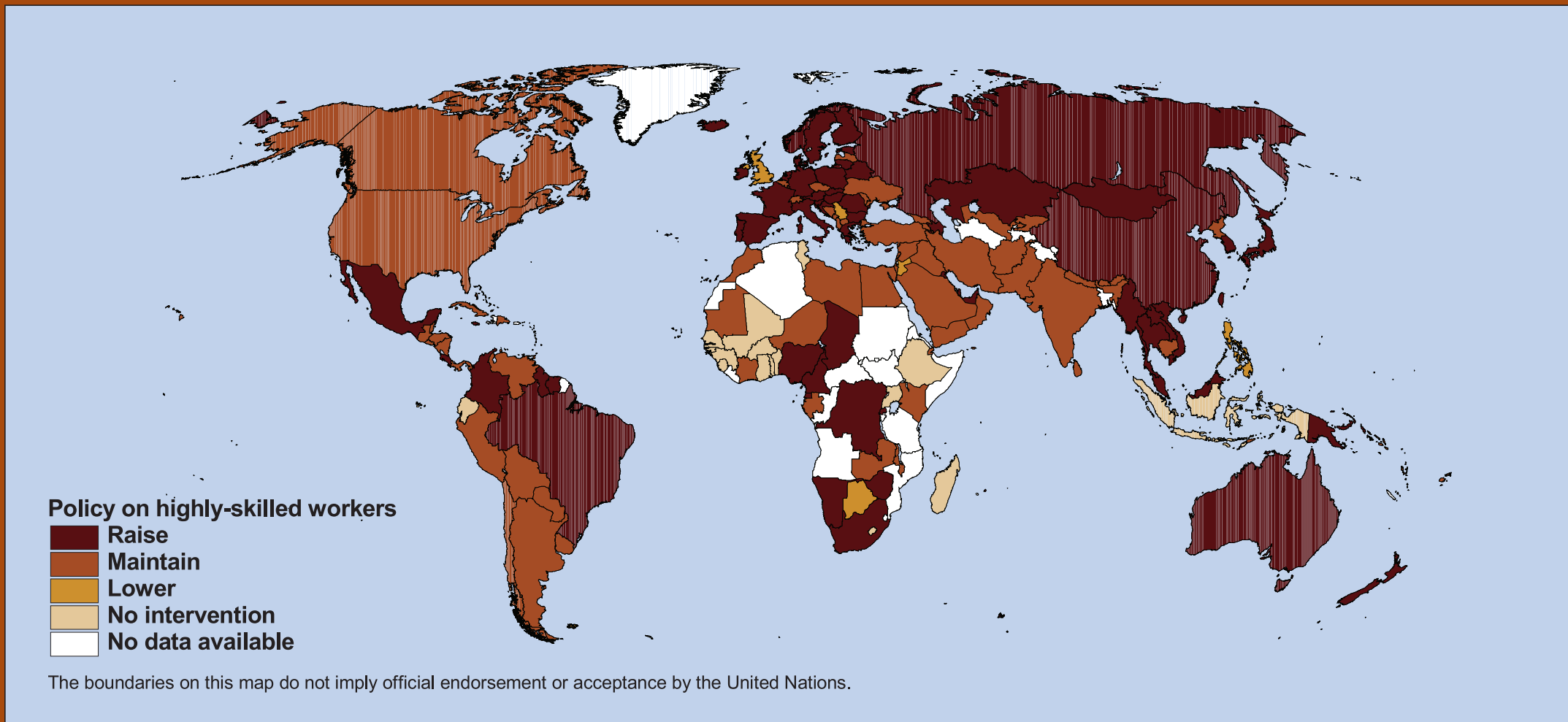
Government policies to influence the level of immigration: 1996, 2011



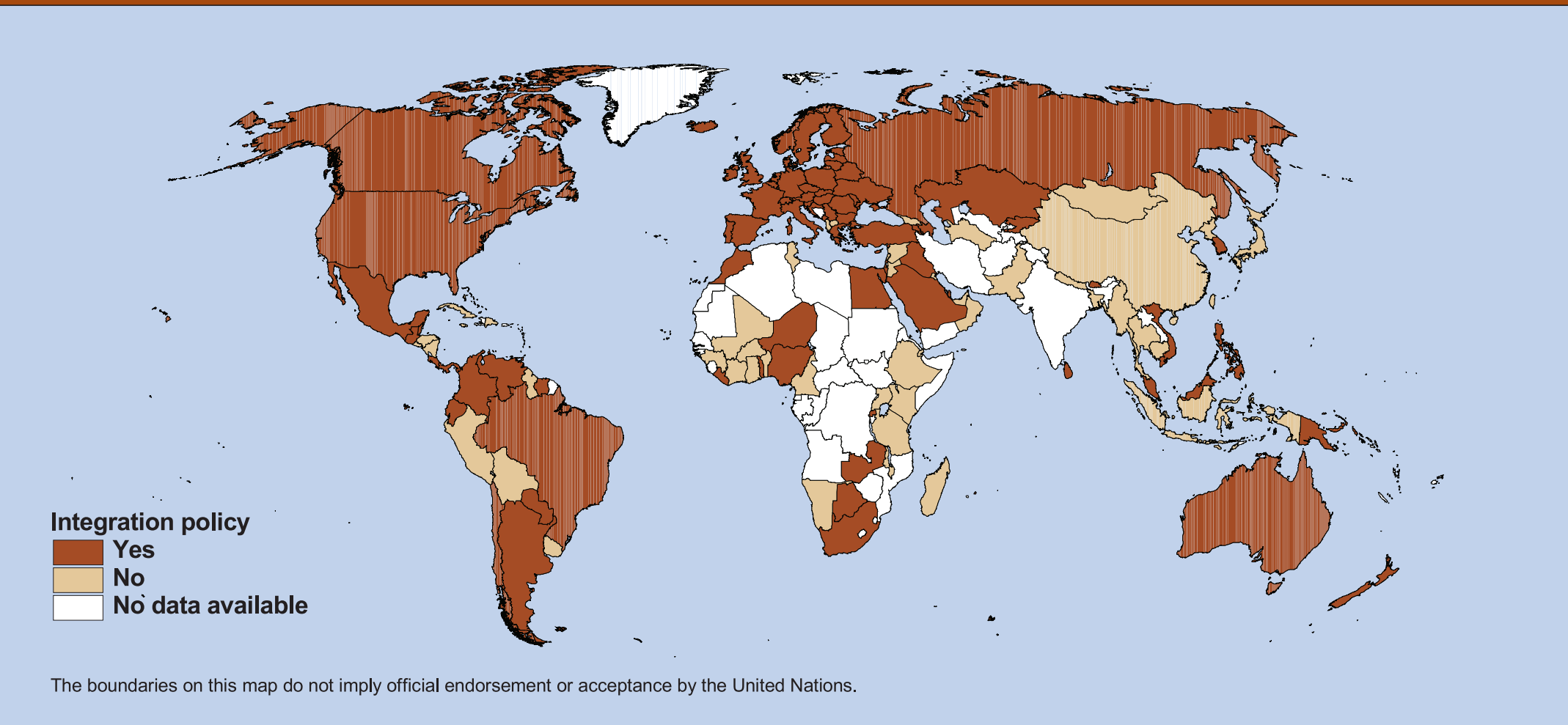
Government policies to influence the level of emigration: 1996, 2011



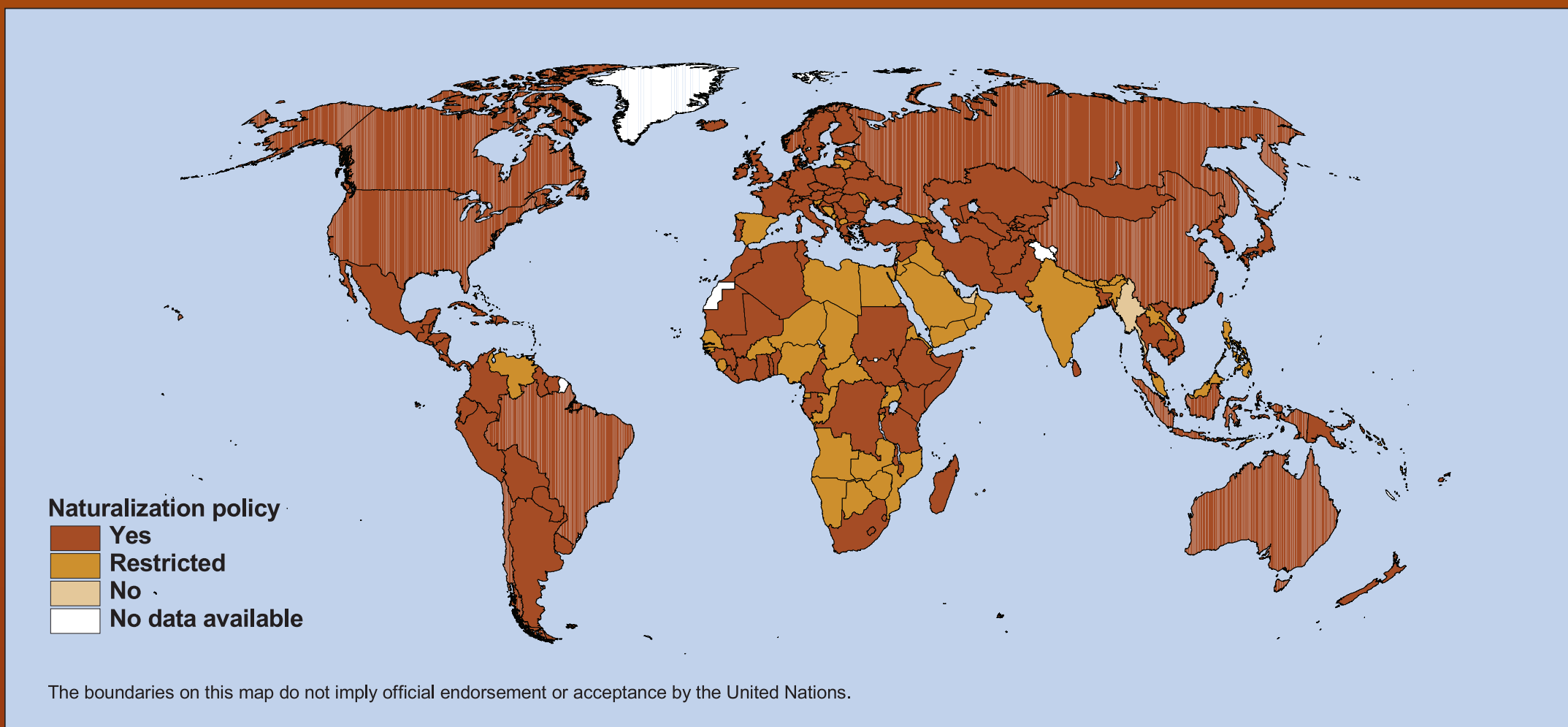
Government policies to encourage the immigration of highly-skilled workers, 2011



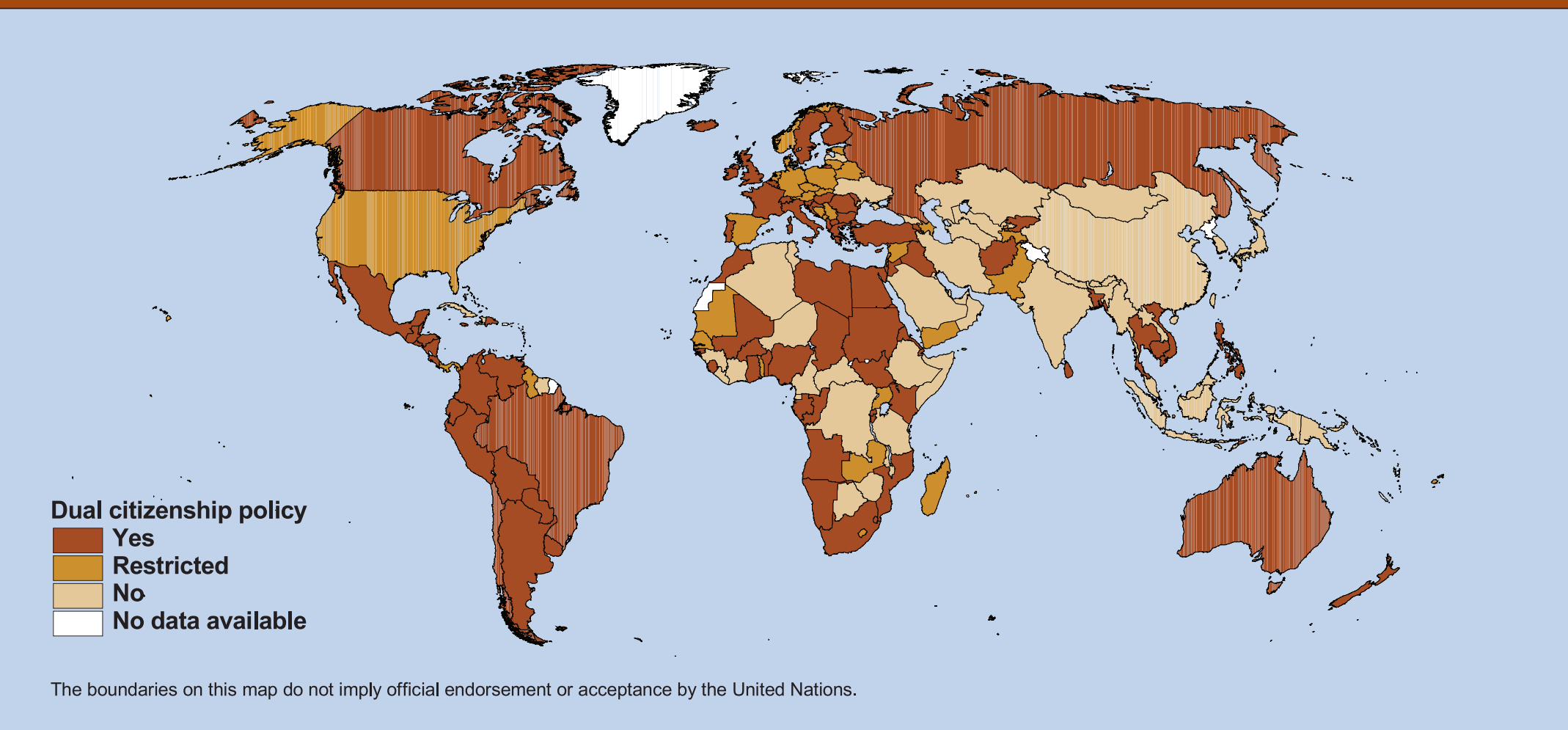
Governments with policies to integrate non-nationals, 2011



Governments with policies on naturalization of immigrants, 2011




Governments with policies to allow dual citizenship, 2011



Copyright © United Nations, 2013
All rights reserved
ST/ESA/SER.A/328
Sales No. E.13.XIII.3
Enquiries should be directed to:
Chief, Policy Section
Population Division
Department of Economic and Social Affairs
United Nations, New York, NY 10017 USA
Phone number: 1-517-367-4632
Fax number: 1-212-963-2147
e-mail: mishra@un.org
Website: www.unpopulation.org
Printed in the United States of America
13-21744—March 2013—3,000



INTERNATIONAL
MIGRATION
POLICIES
2013



UNITED NATIONS
Department of Economic and Social Affairs
Population Division