


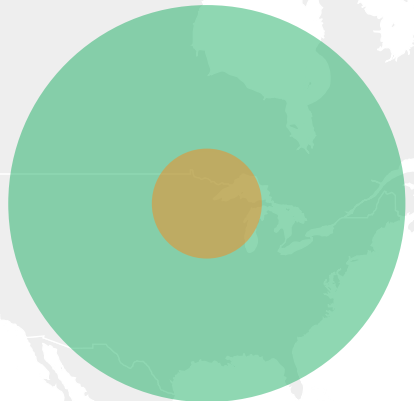


International Migrants Stock Dataset in 2015

-  Indicates where international migrants live
-  Indicates where international migrants come from
-  The size of the circles is proportional to the number of migrants

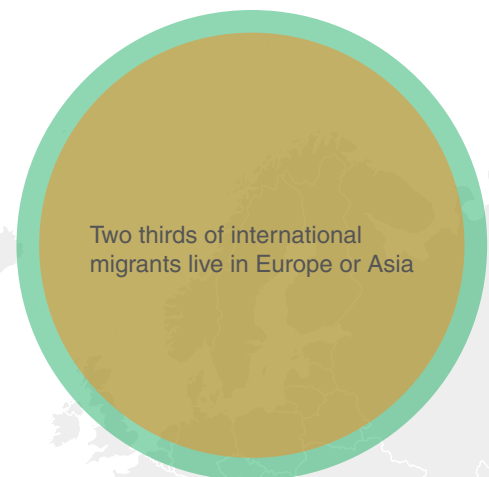
North America
54 million **4 million**



244 million 

The number of international migrants reached 244 million in 2015.

An increase of 71 million since 2000.

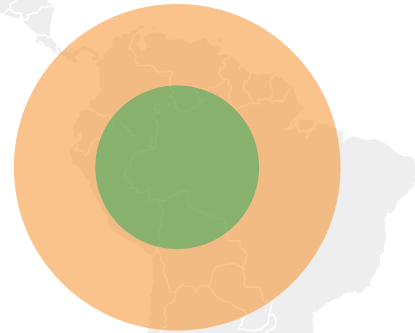


Two thirds of international migrants live in Europe or Asia

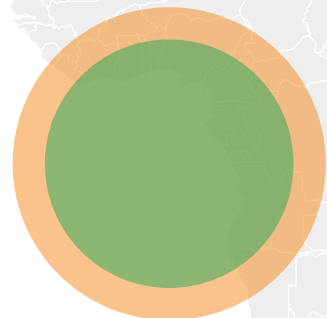
Europe
76 million **62 million**

Asia
75 million **104 million**

Latin America and the Caribbean
9 million **37 million**



Africa
21 million **34 million**



Oceania
8 million **2 million**




Notes:

-All numbers are millions of people.
 -Unknown residuals were redistributed proportionally to the size of groups for which data on international migrants were available by origin.

 **48% are women**

39 median age

 **15% are below 20 years old**

Source: United Nations, Department of Economic and Social Affairs, Population Division (2015).
 Trends in International Migrant Stock: The 2015 revision. (United Nations database, POP/DB/MIG/Stock/Rev.2015).
 For more information visit: www.unmigration.org