

10.7 Well-Managed Migration

Frank Laczko

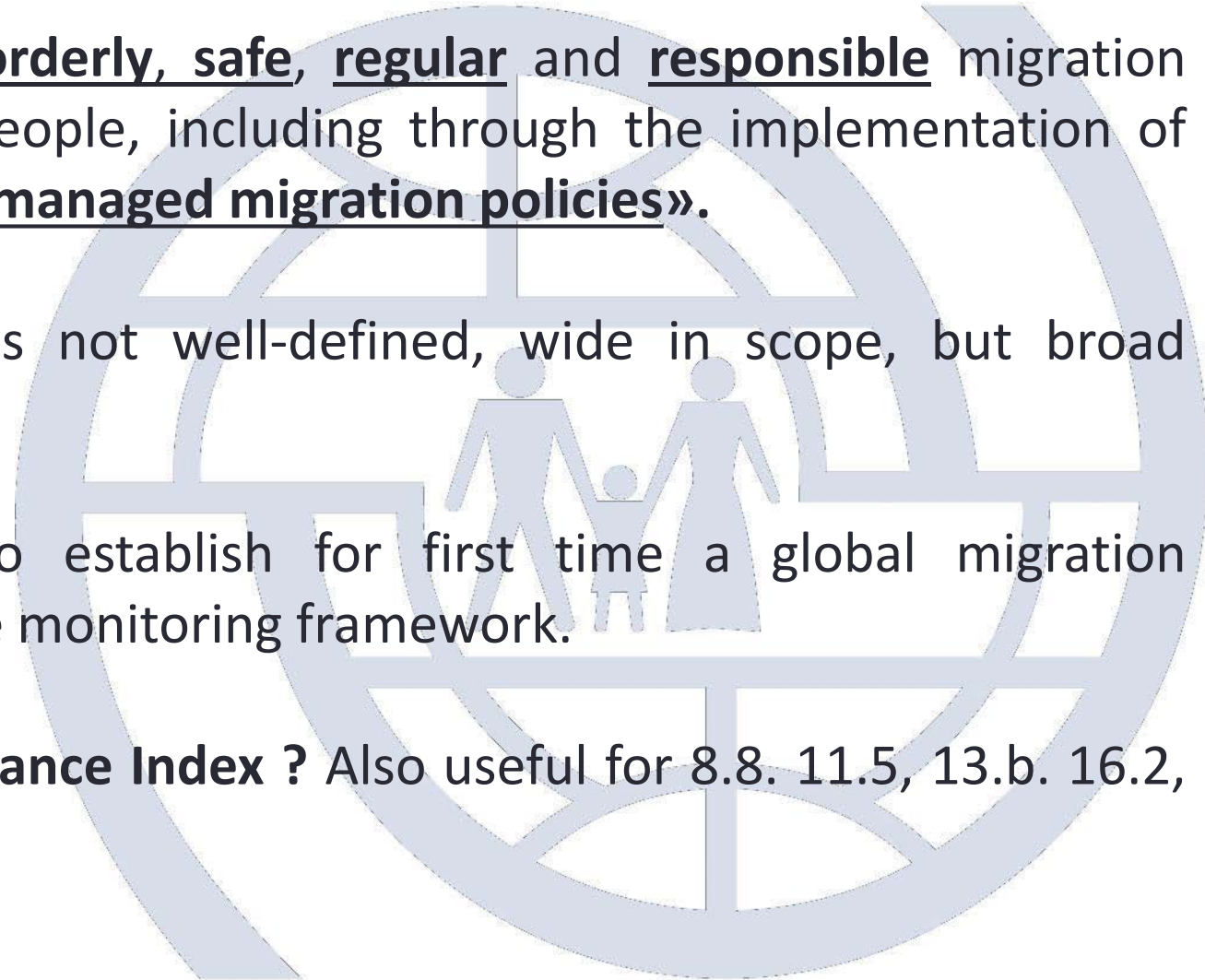
Head of the Migration Research
Division, IOM.

UN Coordination Meeting, 12th
February, 2015.



Goal 10 : Reduce Inequality Within and Between Countries

- **10.7** « Facilitate orderly, safe, regular and responsible migration and mobility of people, including through the implementation of planned and well-managed migration policies».
- **Challenge** - terms not well-defined, wide in scope, but broad consensus exists.
- **Opportunity** – to establish for first time a global migration policy/governance monitoring framework.
- **Migration Governance Index ?** Also useful for 8.8. 11.5, 13.b. 16.2, 17.3, 17.18



10.7 Migration Terminology

IOM Glossary defines orderly and regular migration, but not safe and responsible migration:

- **Orderly** – «the movement of a person from his/her usual place of residence, in keeping with the laws and regulations governing exit of the country of origin and travel, transit and entry into the host country» .
- **Regular** – «migration that occurs through recognized, legal channels» .
- **Safe migration**– not defined in IOM glossary, only safe country or origin, safe third country. (?)
- *(Number of migrants killed, injured or victims of crime while attempting to cross maritime, land, air borders, or at destination or on return).*
- **Responsible** – not defined. – balanced/comprehensive ?

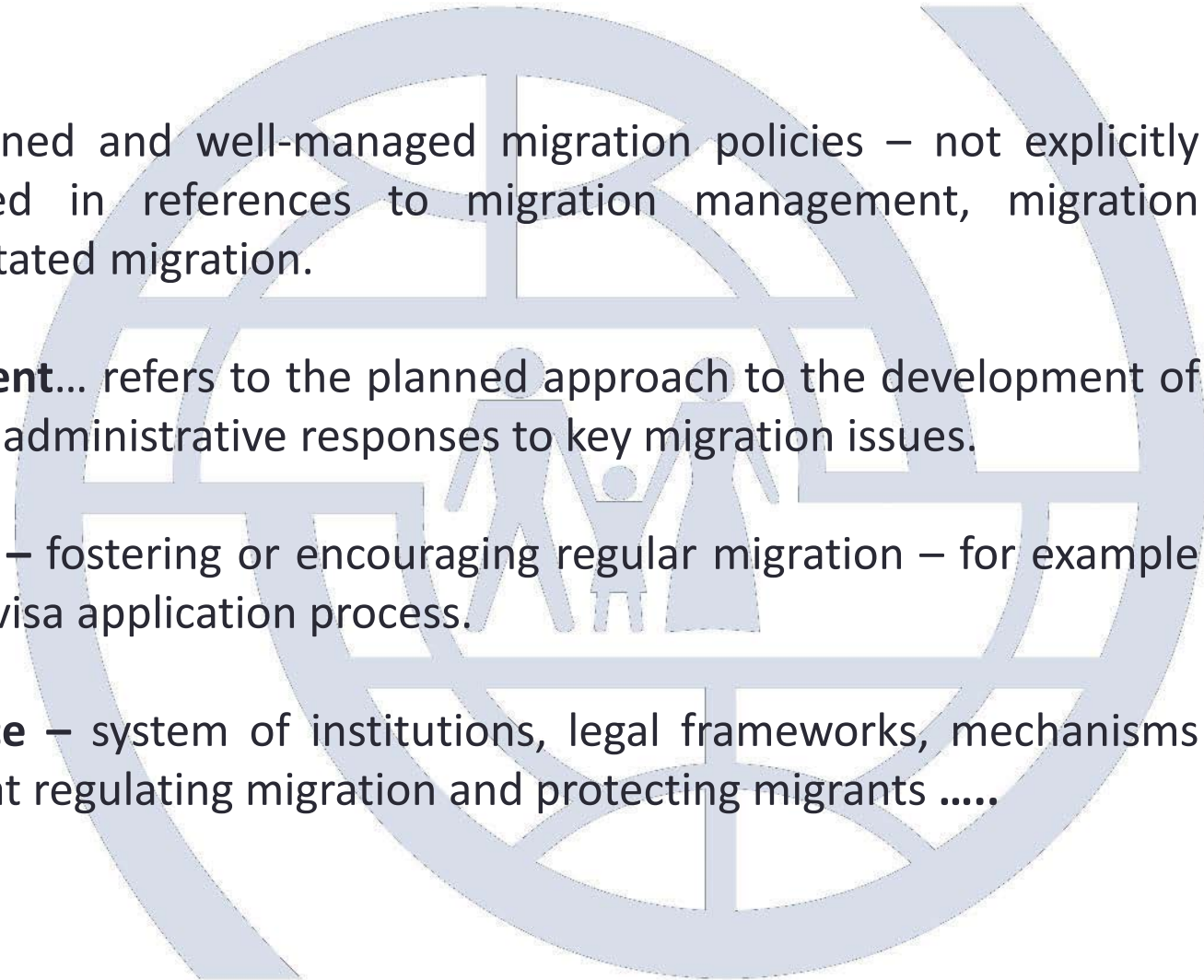
10.7 Migration Policy Terminology

IOM Glossary : Planned and well-managed migration policies – not explicitly defined but included in references to migration management, migration governance and facilitated migration.

Migration management... refers to the planned approach to the development of policy, legislative and administrative responses to key migration issues.

Facilitated migration – fostering or encouraging regular migration – for example through streamlined visa application process.

Migration governance – system of institutions, legal frameworks, mechanisms and practices aimed at regulating migration and protecting migrants



Well managed migration could include measures on...

- Fulfillment of human rights
- Policy on in- and out-migration
- Identity management, passports and visas
- Managing borders
- Practices to support fair recruitment, integration, social cohesion
- Non-discrimination measures and laws
- Managing returns and reintegration
- Developing, transferring, retaining and returning skills
- Policies related to health, social services, justice and education
- Understanding employer and union interests

...and the list goes on....

Consensus exists but no internationally agreed reference document

Some guidance available in defining aspects of well-managed migration

- International migration law
- Resolutions of UNGA's second and third committees
- Declarations from 2006 and 2013 High Level Dialogues
- GFMD
- GMG
- Regional Consultative Processes...

But no definitive reference or instrument defining good governance of human mobility *that*

i) *fulfills all of the following criteria:*

orderly, safe, regular, responsible

Through

ii) *implementation of migration policies that are:*

planned and **well-managed**

Migration Policy Indexes

Composite indexes comprised of several measures with different numeric scales and trends are an intuitively appealing single measure of a complex concept.

«Statistics and Indicators for the Post-2015 Development Agenda», UN, July, 2013.

In other domains of SDGs composite indexes proposed.

Several different types of migration policy indexes already exist, covering either **selected policy domains** or **regions**, but there is **no comprehensive global migration policy index**.

And few ongoing indexes – exception migration integration index MIPEX.

Examples of Migration Indexes

- Migration Integration Policy Index (MIPEX) – focus on EU, USA, Turkey, began in 2004.
- Centre for Global Development –Commitment to Development Index. Ranks openness to migration for 27 countries.
- Oxford Analytica– Labour Migration Policy Index, 13 countries, 2005-2007.
- UNDP assessment of migration policies in 29 countries, in 2009.
- Labour immigration programmes in 46 countries – Ruhs, 2009.
- DEMIG Oxford, 6, 500 policy changes in 45 countries -1945-2013.
- Economist Intelligence Unit (2007), accessibility for migrants, 61 developed and developing countries.
- More than a dozen other indexes see «**How to Measure Immigration Policies**», Helbling, 2013.

Index domains – a potential framework

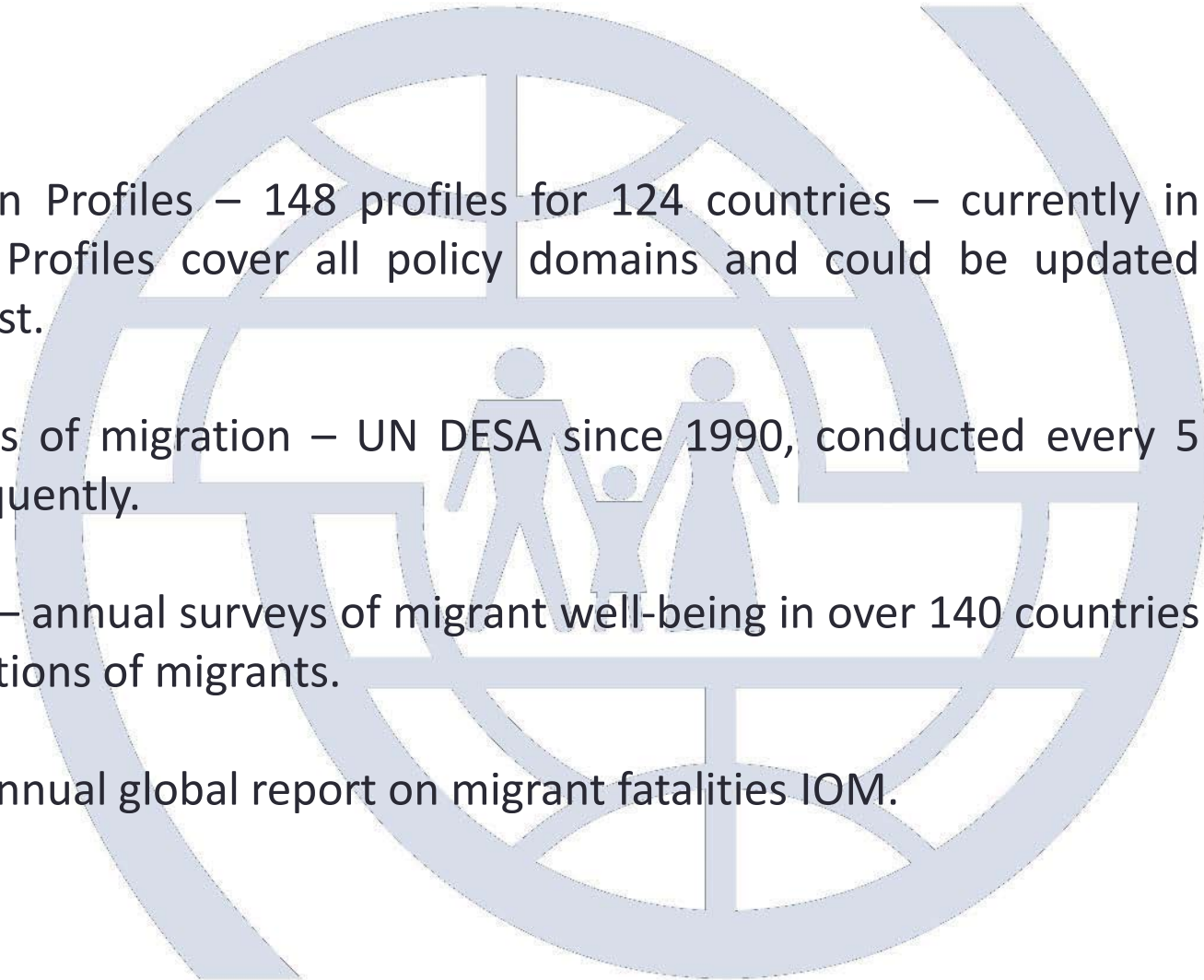
- Ideally an index should capture policy inputs and outputs, process and outcome indicators.
- Should take account of country context.
- Should be developed in consultation with governments and civil society.

An index could track:

- **Access** – openness (e.g. quotas, entry requirements, international agreements on free movement).
- **Entitlements** – migrants' entitlement to health, education, social protection
- **Enforcement** – returns, border controls, employer sanctions.
- **Institutional frameworks** – adoption of international agreements, comprehensive national policy, institutional capacity.
- **Safe migration** - # migrants killed, injured or victims of crime.
- **And much more**Migrant Rights, Partnerships, Socio-Economic Outcomes.

10.7 Potential data sources

- National Migration Profiles – 148 profiles for 124 countries – currently in GFMD database. Profiles cover all policy domains and could be updated annually at low cost.
- Government views of migration – UN DESA since 1990, conducted every 5 years or more frequently.
- Gallup World Poll – annual surveys of migrant well-being in over 140 countries and public perceptions of migrants.
- Safe migration – annual global report on migrant fatalities IOM.



IOM work on a Migration Governance Framework

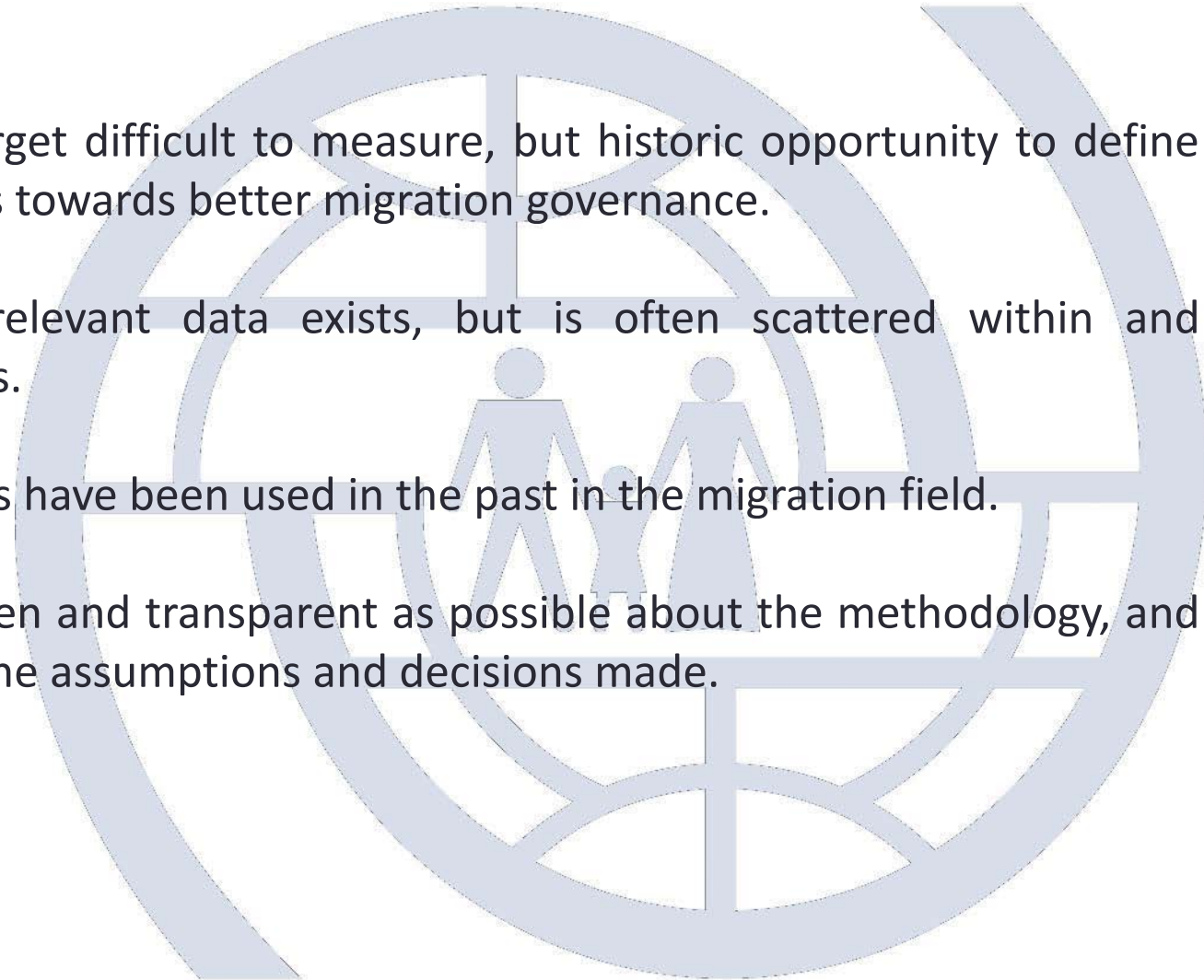
- Pulls together a coherent, comprehensive and balanced set of principles which, if fulfilled, would ensure that migration is humane, orderly, and benefits migrants and society
- Will define indicators to assist states in evaluating their approaches to migration
- Will be considered by IOM Member States in 2015

Innovative, practical programming

Data and analysis

Conclusion

- 10.7 migration target difficult to measure, but historic opportunity to define and track progress towards better migration governance.
- Extensive policy-relevant data exists, but is often scattered within and between countries.
- Composite indexes have been used in the past in the migration field.
- Key is to be as open and transparent as possible about the methodology, and carefully explain the assumptions and decisions made.



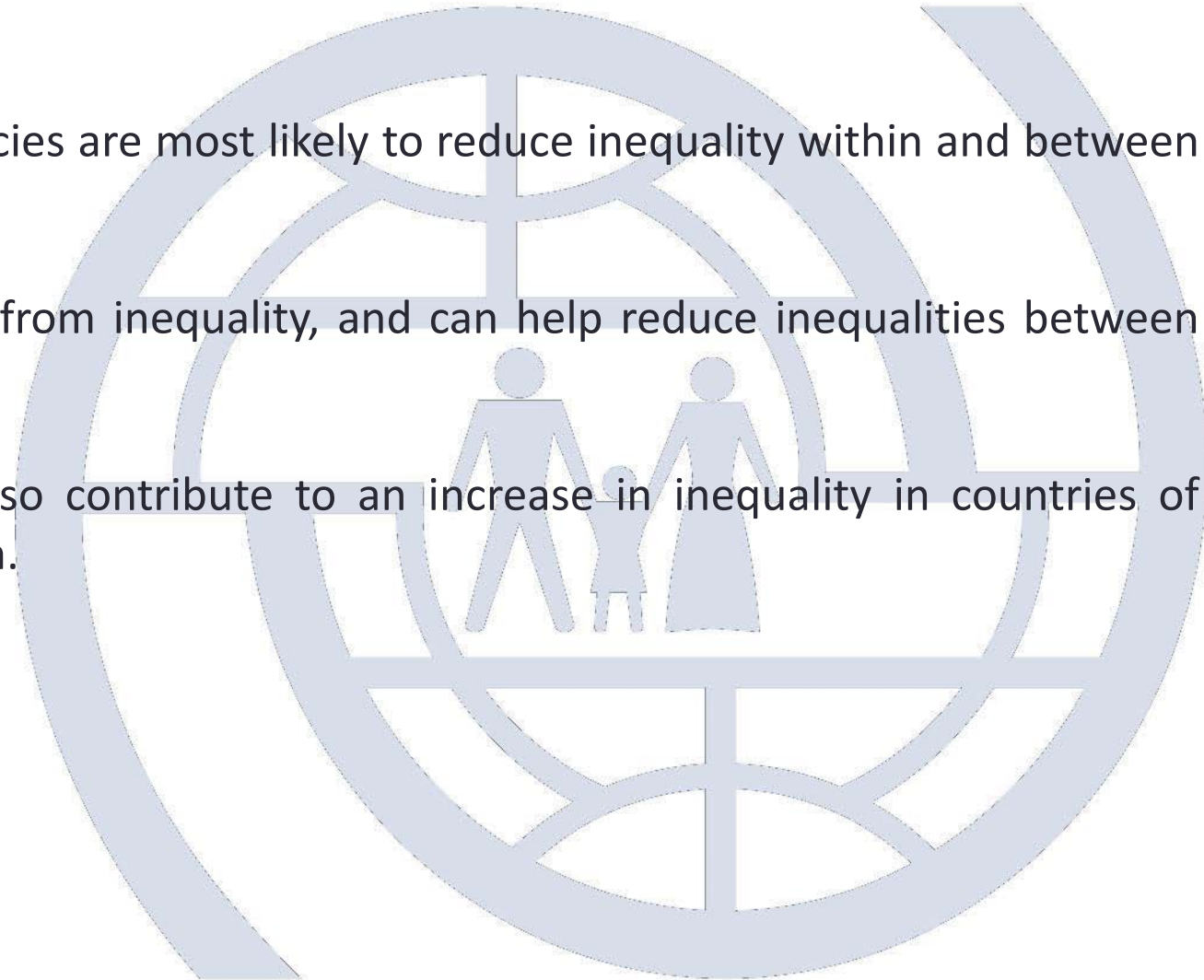


10.7 Migration and Inequality

Which migration policies are most likely to reduce inequality within and between countries ?

Migration can result from inequality, and can help reduce inequalities between countries.

But migration can also contribute to an increase in inequality in countries of origin and destination.



What will it cost ?

- Share of official aid allocated to statistical development halved between 2011-2012 –to only **0.16 per cent of all aid.**
- «Development Data» revolution leading to calls for increased spending on development statistics.
- Capacity data development proposals being prepared for Financing for Development conference in July 2015.
- Essential to factor migration into the «development data revolution».